AGENDA
REGULAR MEETING BOARD OF DIRECTORS
ORANGE COUNTY WATER DISTRICT

18700 Ward Street, Fountain Valley, CA (714) 378-3200

Wednesday, March 20, 2024 – 5:30 p.m. - Boardroom

This meeting will be held in person. As a convenience for the public, the meeting may also be accessed by Zoom Webinar and will be available by either computer or telephone audio as indicated below. Because this is an in-person meeting and the Zoom component is not required, but rather is being offered as a convenience, if there are any technical issues during the meeting, this meeting will continue and will not be suspended.

Computer Audio: Please click the link below to join the Zoom webinar:
https://ocwd.zoom.us/j/87881361298

Telephone Audio: (213) 338 8477

Meeting ID: 878 8136 1298

Teleconference Sites:
10382 Bonnie Drive, Garden Grove
1454 Madison Street, Tustin
2630 East Vista Point Drive, Orange
6148 E Baja Drive, Anaheim
* Members of the public may attend and participate at both locations.

PLEDGE OF ALLEGIANCE

ROLL CALL

ITEMS RECEIVED TOO LATE TO BE AGENDIZED

RECOMMENDATION: Adopt resolution determining need to take immediate action on item(s) and that the need for action came to the attention of the District subsequent to the posting of the Agenda (requires two-thirds vote of the Board members present, or, if less than two-thirds of the members are present, a unanimous vote of those members present.)

VISITOR PARTICIPATION

Time has been reserved at this point in the agenda for persons wishing to comment for up to three minutes to the Board of Directors on any item that is not listed on the agenda, but within the subject matter jurisdiction of the District. By law, the Board of Directors is prohibited from taking action on such public comments. As appropriate, matters raised in these public comments will be referred to District staff or placed on the agenda of an upcoming Board meeting.

At this time, members of the public may also offer public comment for up to three minutes on any item on the Consent Calendar. While members of the public may not remove an item from the Consent Calendar for separate discussion, a Director may do so at the request of a member of the public.

1. PUBLIC HEARING ON 2022-23 ENGINEER'S REPORT ON GROUNDWATER CONDITIONS, WATER SUPPLY AND BASIN UTILIZATION

RECOMMENDATION: Receive public hearing comments and file Engineer's Report

2. PUBLIC HEARING TO CONSIDER PETITIONS FOR EXEMPTION OF PAYMENT OF REPLENISHMENT ASSESSMENT AND BASIN EQUITY ASSESSMENT FROM CITIES OF ANAHEIM, ORANGE, SANTA ANA, EAST ORANGE COUNTY WATER DISTRICT, SERRANO WATER DISTRICT, AND YORBA LINDA WATER DISTRICT

RECOMMENDATION: 1) Find and determine that:

a. "pump to waste" water produced from the wells specified in the Staff Report, owned by the cities of Anaheim, Orange, Santa Ana, East Orange County Water District, Serrano Water District, and Yorba Linda Water District is unsuitable for domestic use due to turbidity and/or bacteria;

b. production of "pump to waste" water from said wells will not have an adverse effect on the groundwater supplies of the District; and,

c. facilities downstream of production wells, such as Anaheim's Linda Vista PFAS treatment system, are not a "water-producing facility" as defined in the OCWD Act and, therefore, water discharged from these downstream facilities is not subject to the provisions of the OCWD Act; and,

2) Exempt the "pump to waste" water produced from the wells specified in the Staff Report, owned by the cities of Anaheim, Orange, Santa Ana, East Orange County Water District, Serrano Water District, and Yorba Linda Water District from payment of the replenishment assessment and basin equity assessment, in accordance with the recommended procedures in the Staff Report, retroactive to July 1, 2023

CONSENT CALENDAR (ITEMS NO. 3 – 20)

All matters on the Consent Calendar are to be approved by one motion, without separate discussion on these items, unless a Board member or District staff request that specific items be removed from the Consent Calendar for separate consideration.

3. APPROVAL OF CASH DISBURSEMENTS

RECOMMENDATION: Ratify/authorize payment of bills

4. MINUTES OF BOARD OF DIRECTORS MEETINGS HELD FEBRUARY 21 AND MARCH 6, 2024

RECOMMENDATION: Approve as presented

5. AMENDMENT TO AGREEMENT WITH ENGEO FOR BOND BASIN SLOPE REPAIR DESIGN

RECOMMENDATION: Authorize issuance of an Amendment to Agreement No. 1555 with ENGEO for final design services of Bond Basin slope repair and storm drain realignment for an amount not to exceed $42,500

ITEMS RECOMMENDED FOR APPROVAL AT COMMUNICATIONS AND LEGISLATIVE LIASION COMMITTEE MEETING HELD MARCH 7 (ITEM NO. 6)

6. STATE LEGISLATIVE UPDATE

RECOMMENDATION: Take the following positions:

Bill Number/Author	Short Title	Recommendation
AB 817 Pacheco (D-Downey):	Open meetings: teleconferencing: subsidiary body	Support
AB 2626 Dixon (R-Newport Beach)	Advanced Clean Fleets regulations: local governments	Support

ITEMS RECOMMENDED FOR APPROVAL AT WATER ISSUES COMMITTEE MEETING HELD MARCH 13 (ITEMS NO. 7 –10)

7. AMENDMENTS TO AGREEMENTS FOR EMERGENCY ON-CALL REPAIR SERVICES

RECOMMENDATION:
1) Authorize issuance of Amendments to Agreements 1450, 1451 and 1452 with Doty Bros. Equipment Company, Inc.; W.A. Rasic Construction Company, Inc.; and TE Roberts, Inc., respectively, for Emergency On-Call Repair Services for a three-year term commencing April 1, 2024; and,

2) Authorize the General Manager to initiate emergency repairs with the on-call firms for an amount not to exceed $150,000 per emergency occurrence with Board ratification after the work is complete

8. RATIFY AND AUTHORIZE CHANGE ORDER TO CONTRACT NO. IRWD-2021-1 AND AUTHORIZE BUDGET INCREASE

RECOMMENDATION:
1) Ratify issuance of Change Order Nos. 4-7,

2) Authorize issuance of Change Order No. 8; and,

3) Increase project budget by $369,000 for a total project budget of $7,176,000

9. AWARD CONTRACT SG-2024-1 CONSTRUCTION OF OCWD-BS29 MONITORING WELL CLUSTER TO BC2 ENVIRONMENTAL, LLC AND AUTHORIZE AGREEMENT TO WOOD RODGERS FOR INSPECTION SERVICES

RECOMMENDATION:
1) Receive and file Affidavit of Publication of Notice Inviting Bids for Contract SG-2024-1,

2) Accept bid and award Contract No. SG-2024-1 to BC2 Environmental, LLC for an amount not to exceed $352,605; and,

3) Authorize issuance of a services agreement to Wood Rodgers for inspection services during construction of the OCWD-BS29 monitoring well cluster for an amount not to exceed $80,646

10. GARDEN GROVE WELLS 21, 23, 28, 29 AND 30 PFAS WATER TREATMENT PLANTS: INCREASE PROJECT BUDGET

RECOMMENDATION: Authorize Budget Increase in the amount of $492,300 for a total budget of $24,336,000, for additional Construction Management and PFAS Treatment Vessel invoices received after the Notice of Completion

ITEMS RECOMMENDED FOR APPROVAL AT ADMINISTRATION FINANCE COMMITTEE MEETING HELD MARCH 14 (ITEMS NO. 11 – 20)

11. MONTHLY CASH CONTROL REPORT

RECOMMENDATION: Receive and file Summary Cash and Cash Equivalents Control Reports dated February 29, 2024

12. INVESTMENT PORTFOLIO HOLDINGS REPORTS

RECOMMENDATION: Receive and file the Investment Portfolio Holdings Reports dated February 29, 2024

13. IBM MAXIMO SOFTWARE SUBSCRIPTION AND SUPPORT RENEWAL

RECOMMENDATION: Authorize issuance of Purchase Order to IBM for Maximo Application Suite Subscription Upgrade in the amount of $606,707 ($109,980 the first year and increasing 5% annually) for a period of 5 years beginning April 1, 2024 through March 31, 2029

14. AMENDMENT NO.1 TO AGREEMENT NO.1564 WITH JCI JONES CHEMICALS FOR SUPPLY AND DELIVERY OF SODIUM HYPOCHLORITE

RECOMMENDATION: Authorize issuance of Amendment No.1 to Agreement No.1564 with JCI Jones Chemical Inc., effective from January 1, 2024, to December 31, 2024, for a revised sodium hypochlorite rate of $1.7581/gallon

15. AMENDMENT NO.2 TO AGREEMENT NO.1295 WITH UTILIQUEST FOR UNDERGROUND SERVICE ALERT (USA) SERVICES

RECOMMENDATION: Authorize issuance of Amendment No. 2 to Agreement No. 1295 with Utiliquest to increase the not-to-exceed amount by $85,000 per year and extend the termination date to March 31, 2027, to provide underground service alert monitoring services

16. LIMITED TERM AGREEMENT – RISK & SAFETY ASSISTANT

RECOMMENDATION: Authorize staff to contract with Lenyss Bahena as a Risk & Safety Assistant under a two-year Limited Term Agreement

17. RUTAN AND TUCKER LEGAL SERVICES BUDGET INCREASE

RECOMMENDATION: Approve increasing the Rutan and Tucker FY23-24 legal services budget from $250,000 to $400,000

18. DISTRICT PARTICIPATION AT SIWW 2024 CONFERENCE AND TECHNICAL EXCHANGE WITH SINGAPORE PUB

RECOMMENDATION: Authorize two District staff to participate in Singapore International Water Week conference and technical exchange activities with Singapore PUB

19. AMENDMENT NO. 1 TO AGREEMENT NO. 1529 WITH BAY ALARM FOR FHQ AND PRADO FIRE AND BURGLAR ALARM SYSTEM PROJECT

RECOMMENDATION: Approve and authorize amendment No.1 to Professional Services Agreement 1529 with Bay Alarm to extend the service agreement through January 31, 2028, and include $60,000 to the agreement budget

20. EXTENSION OF LETTER OF CREDIT FOR 2003A VARIABLE RATE DEBT

RECOMMENDATION:

1) Approve District and Corporation resolutions and execution of documents necessary to extend the current Letter of Credit and Reimbursement Agreement with Bank of America for the 2003A variable rate debt for a term of 2 years consistent with the offer provided by Bank of America and authorize the General Manager to execute such documents including minor changes requested by rating agencies or other participants in the transaction; and

2) Authorize payment for costs of issuance not to exceed $38,000

INFORMATIONAL ITEMS

21. APPOINTMENT PROCESS AND NOMINATION PERIOD FOR ORANGE COUNTY LAFCO REGULAR SPECIAL DISTRICT MEMBER SEAT

22. WATER RESOURCES SUMMARY

23. SAWPA UPDATE

24. COMMITTEE/CONFERENCE/MEETING REPORTS

- ► March 07 - Communication & Legislative Liaison Committee (Chair Bilodeau)
- ► March 13 - Water Issues Committee (Chair Whitaker)
- ► March 14 - Administration and Finance Issues Committee (Chair Yoh)

- ► Reports on Committees/Conferences/Meetings Attended at District Expense (at which a quorum of the Board was present)

25. VERBAL REPORTS

- PRESIDENT'S REPORT
- GENERAL MANAGER'S REPORT
- DIRECTORS' REPORTS
- GENERAL COUNSEL REPORT

RECESS TO CLOSED SESSION

- **CONFERENCE WITH LABOR NEGOTIATORS** – **[Government Code Section 54957.6]**
  OCWD designated representative: Stephanie Dosier
  Employee Organization: Orange County Employee Association

RECONVENE IN OPEN SESSION

ADJOURNMENT

Agenda Posting: In accordance with the requirements of California Government Code Section 54954.2, this agenda has been posted in the main lobby of the Orange County Water District, 18700 Ward Street, Fountain Valley, CA and on the OCWD website: www.ocwd.com not less than 72 hours prior to the meeting date and time above. All written materials relating to each agenda item are available for public inspection in the office of the Assistant District Secretary. Backup material for the Agenda is available at the District offices for public review and can be viewed online at the District's website: www.ocwd.com.

Accommodations to the Disabled: Pursuant to the Americans with Disabilities Act, persons with a disability who require a disability-related modification or accommodation in order to participate in a meeting, including auxiliary aids or services, may request such modification or accommodation from the District Secretary at (714) 378-3234 or by email at cfuller@ocwd.com. Notification 24 hours prior to the meeting will enable District staff to make reasonable arrangements to assure accessibility to the meeting.

Availability of Agenda Material: As a general rule, agenda reports or other written documentation that has been prepared or organized with respect to each item of business listed on the agenda can be reviewed at www.ocwd.com. Copies of these materials and other disclosable public records distributed to all or a majority of the members of the Board of Directors in connection with an open session agenda item are also on file with and available for inspection at the Office of the District Secretary, 18700 Ward Street, Fountain Valley, California, during regular business hours, 8:00 a.m. to 5:00 p.m., Monday through Friday. If such writings are distributed to members of the Board of Directors on the day of a Board meeting, the writings will be available at the entrance to the Board of Directors meeting room at the Orange County Water District office.

AGENDA ITEM SUBMITTAL

Meeting Date: March 20, 2024

To: Board of Directors

From: John Kennedy

Staff Contact: C. Olsen / L. Tan

Budgeted: N/A
Program/Line Item No.: N/A
Cost Estimate: N/A
Funding Source: N/A
General Counsel Approval: N/A
Engineers Report Approved: N/A
CEQA Compliance: N/A

SUBJECT: PUBLIC HEARING ON 2022-23 ENGINEER'S REPORT ON GROUNDWATER CONDITIONS, WATER SUPPLY AND BASIN UTILIZATION

SUMMARY

The District Act requires a public hearing be conducted on the annual Engineer's Report which analyzes groundwater conditions, water supply and basin utilization. Section 26 of the District Act requires that certain information be provided to the Board of Directors in March of each year before the Board of Directors considers levy of the replenishment assessment (RA). Action is scheduled for the April 17, 2024, Board of Directors meeting to consider the need and desirability to levy the RA, the additional RA, the basin equity assessment, the basin production percentage and the production limitation and surcharge.

Attachments:

- Affidavit of Publication of Public Hearing
- Presentation on the 2022-23 Engineer's Report on Groundwater Conditions, Water Supply and Basin Utilization
- Draft 2022-23 Engineer's Report

RECOMMENDATION

Receive public hearing comments and file Engineer's Report

DISCUSSION/ANALYSIS

As required by the District Act, the annual Engineer's Report documents several specific findings regarding the conditions of the groundwater basin, water supply and basin utilization.

Section 25 of the District Act requires that OCWD order an annual investigation to report on the groundwater conditions within the district's boundaries. A summary of those findings in the 2022-23 water year (from July 1, 2022 to June 30, 2023) is as follows:

GROUNDWATER CONDITIONS
2022-23 SUMMARY OF FINDINGS

1. Groundwater production totaled 245,210 acre-feet (AF).
2. Groundwater stored in OCWD's basin increased by 69,000 AF.

3. The accumulated overdraft on June 30, 2023, was 189,000 AF.
4. The annual overdraft was 52,250 AF.
5. Average annual overdraft for the immediate past five water years was 103,700 AF.
6. Projected annual overdraft for the current 2023-24 water year is 98,000 AF.
7. Projected annual overdraft for the ensuing 2024-25 water year is 110,000 AF.
8. Projected accumulated overdraft on June 30, 2024, is 168,000 AF.
9. Under the provisions of Section 27 of the District Act, a portion of the RA for the ensuing 2024-25 water year could be equal to an amount necessary to purchase up to 123,000 AF of replenishment water.

Section 31.5 of the District Act requires an investigation and annual report setting forth the following information related to water supply and basin utilization within the OCWD service area, together with other information as OCWD may desire:

WATER SUPPLY AND BASIN UTILIZATION
2022-23 SUMMARY OF FINDINGS

1. Water usage from all supplemental sources and non-local water sources totaled 107,723 AF.
2. Water usage from recycled water produced from within OCWD including the Groundwater Replenishment System (GWRS) totaled 120,018 AF.
3. Water demands within OCWD totaled 351,719 AF.
4. Estimated demands for groundwater for the ensuing 2024-25 water year are 292,000 AF.

PRIOR RELEVANT BOARD ACTION(S) - N/A

The Orange County Register
1920 Main Street, Suite 209
Irvine, California 92614
(714) 796-7000

0011651703

Orange County Water District
18700 Ward Street
Fountain Valley, California 92708

PROOF OF PUBLICATION
(2015.5 C.C.P.)

STATE OF CALIFORNIA
County of Orange

I am a citizen of the United States and a resident of the County aforesaid; I am over the age of eighteen years, and not party to or interested in the above-entitled matter. I am the principal clerk of the printer of The Orange County Register, a newspaper of general circulation, printed and published in the City of Irvine*, County of Orange, and which newspaper has been adjudged a newspaper of general circulation by the Superior Court of County of Orange, State of California, under the date of November 19, 1905, Case No.A-21046. The notice, of which the annexed is a printed copy (set in type not smaller than nonpareil), has been published in each regular and entire issue of said newspaper and not in any supplement thereof on the following dates, to wit:

03/01/2024

I certify (or declare) under the penalty of perjury that the foregoing is true and correct.

Dated at Irvine, California

On this 1st day of March, 2024.

Sandra Campos

Signature

PUBLIC HEARING REGARDING GROUNDWATER CONDITIONS, WATER SUPPLY AND BASIN UTILIZATION WITHIN ORANGE COUNTY WATER DISTRICT

PLEASE TAKE NOTICE, that, pursuant to Sections 26 and 31.5 of the Orange County Water District Act, the written engineering investigation and report as to groundwater conditions, water supply and basin utilization has been received by the General Manager of said District. All operators of water producing facilities within said District are invited to call at the office of said District to examine said engineering investigation and report.

PLEASE TAKE FURTHER NOTICE, that a Public Hearing regarding the groundwater conditions, water supply and basin utilization within the Orange County Water District will be held on Wednesday, March 20, 2024 at 5:30 P.M., or as soon thereafter as the matter may be heard, in the office of the Orange County Water District*, 18700 Ward Street, Fountain Valley, California, at which time any person or operator of a water producing facility within said District or any person interested in the condition of the groundwater supplies and the amounts and source from which all persons and operators produce their total supply of water as well as the estimated difference in the cost of water produced from groundwater within the District or supplemental sources, may, in person or by representative, appear and submit evidence concerning the groundwater conditions of said District and to support or protest said engineering investigation and report.

* As a convenience for the public, OCWD will hold this Public Hearing by Zoom webinar as well as in person in the District Boardroom. Persons wishing to attend and participate in this Public Hearing may do so by in person attendance, telephonically by dialing (213) 338 8477, or virtually via internet remote access at https://ocwd.zoom.us/j/87881361298. Since this is an in-person meeting and the Zoom component is not required, but rather is being offered as a convenience, if there are technical issues during the meeting, this Hearing will continue and will not be suspended.

The Orange County Register
Published: 3/1/24

2022-23 Engineer's Report on Groundwater Conditions, Water Supply and Basin Utilization

Board of Directors Meeting

March 20, 2024

District Act Requires Annual Engineer's Report to Include Specific Key Findings

- This presentation focuses on the following four specific key findings:
  1. Change in groundwater levels
  2. Total groundwater production
  3. Annual basin storage change
  4. Accumulated basin overdraft
- Using terminology required by District Act
- Findings cover July 1, 2022 to June 30, 2023

Groundwater Contour Map - June 2023 Principal Aquifer

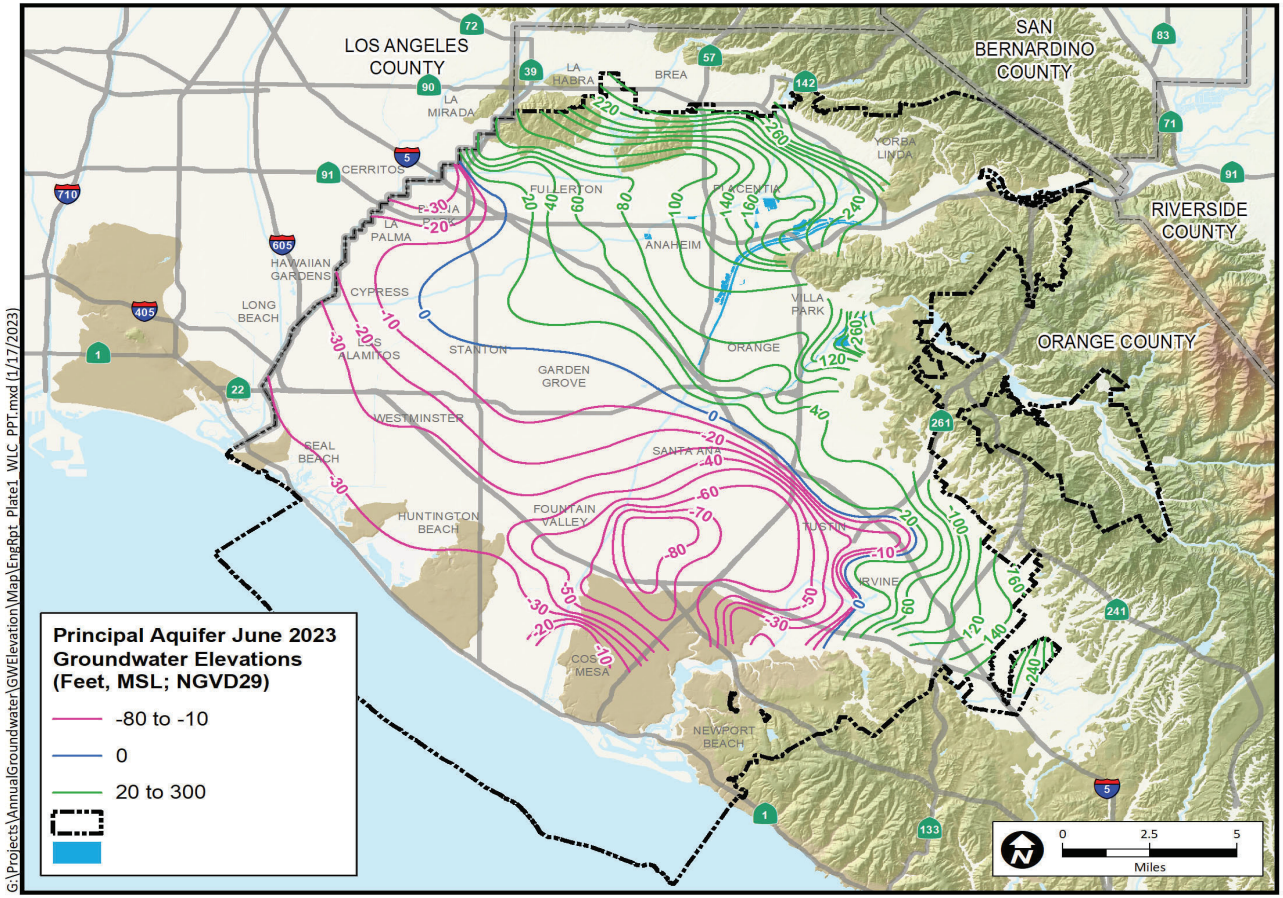

Groundwater Level Change Principal Aquifer

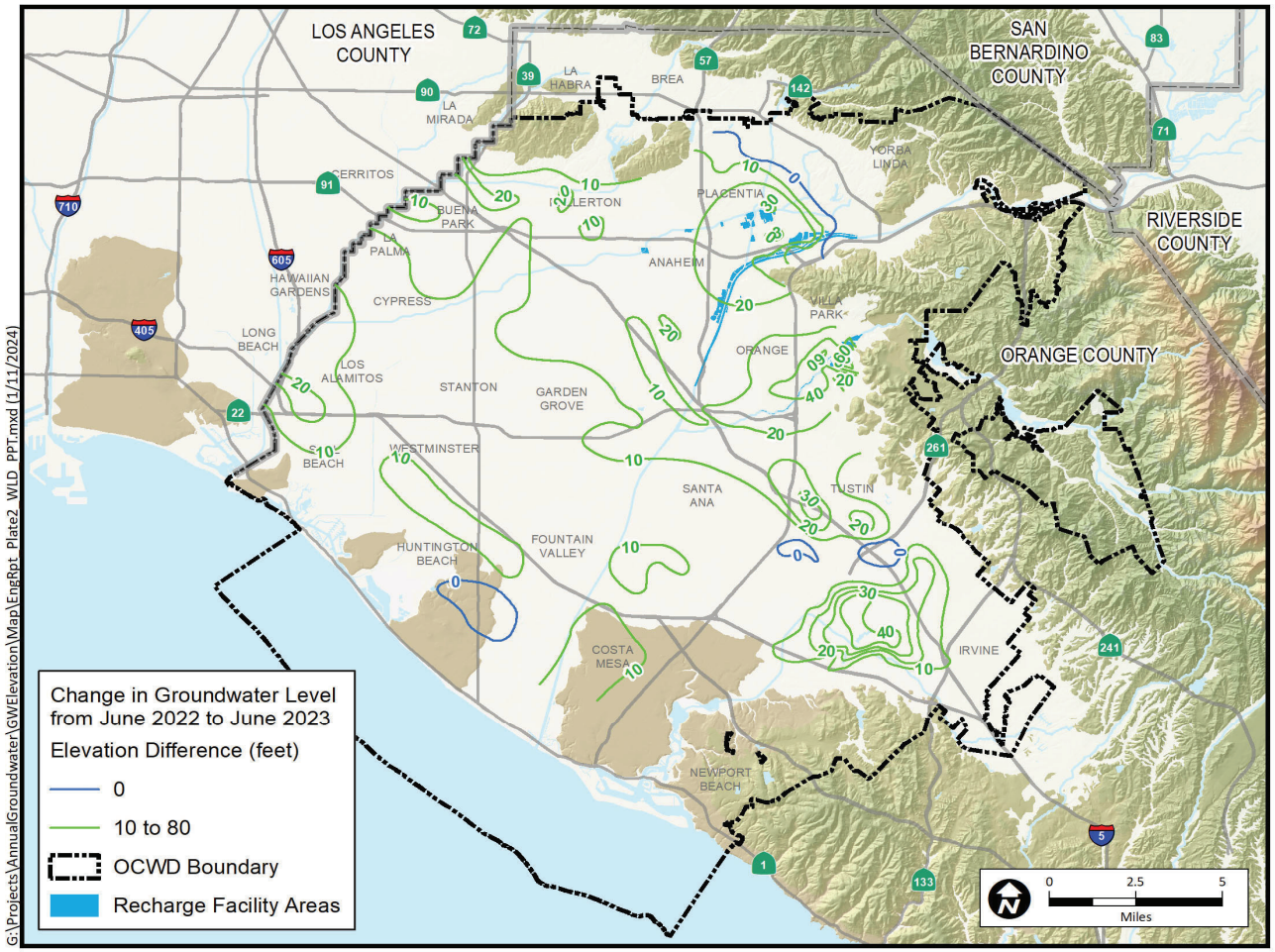

G:\Projects\AnnualGroundwater\GWElevation\Map\EngRpt_Plate2_WLD_PPT.mxd (1/11/2024)

Projected June 30, 2024 Accumulated Overdraft

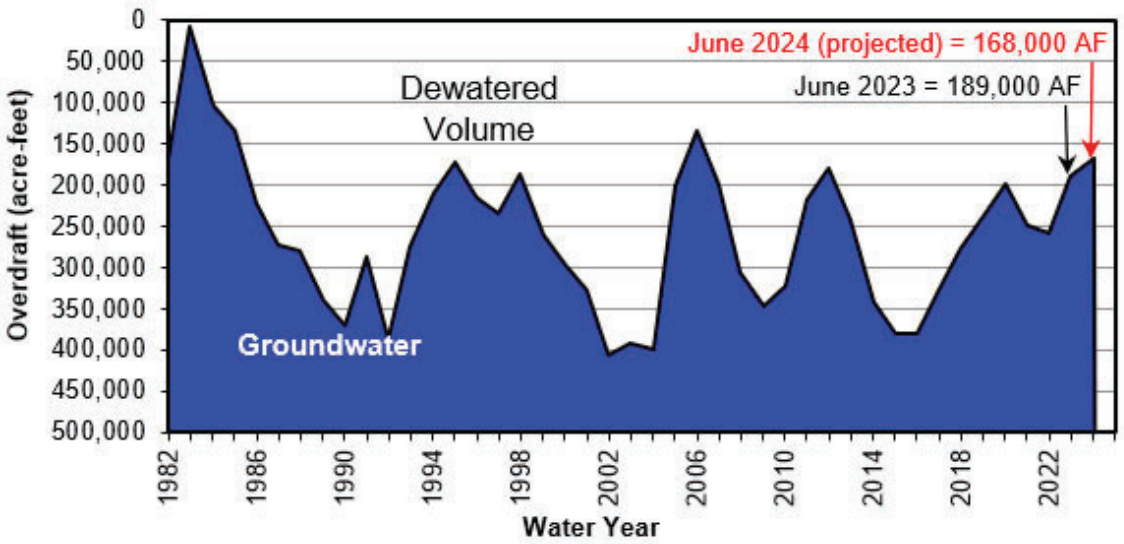

Basin Storage Increased by 69,000 AF in 2022-23

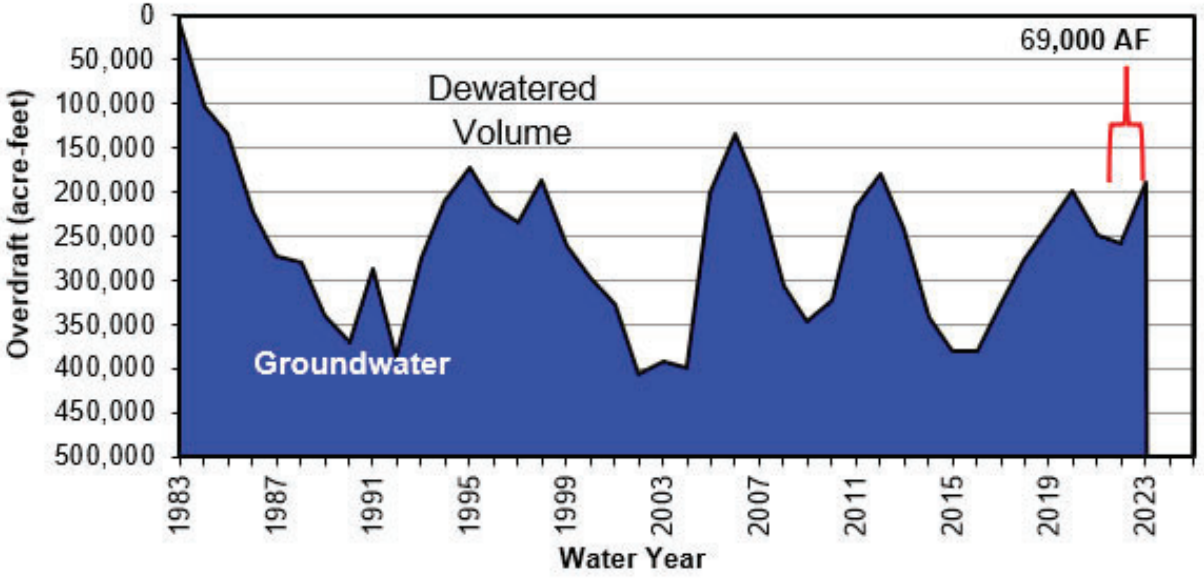

Groundwater Production Totaled 245,210 AF in 2022-23

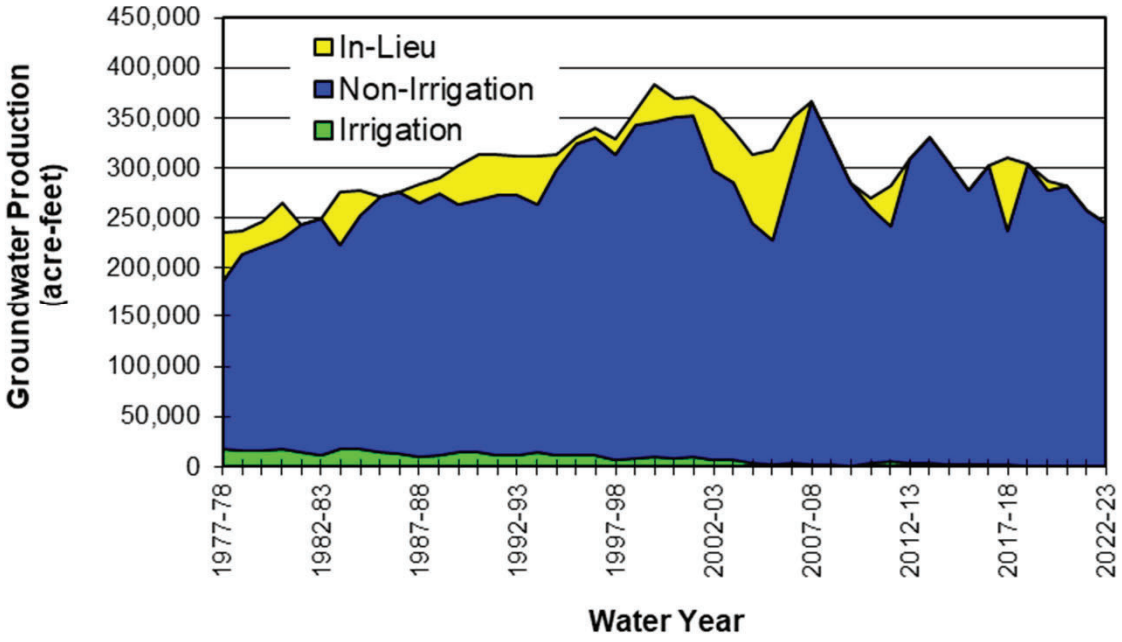

Water Demands Totaled 351,719 AF in 2022-23

- 2022-23 water demands were the lowest in the past 50 years.
  The previous lowest water demands occurred in 1972-73
- 2022-23 water demands were lower than 2021-22 water demands and included:
  - 245,210 AF Groundwater
  - 86,510 AF Imported water
  - 1,931 AF Santiago Creek native water
  - 18,068 AF Title 22 Recycled water (3,396 AF from GAP and 14,672 AF from IRWD)

Historical Water Demands Within OCWD

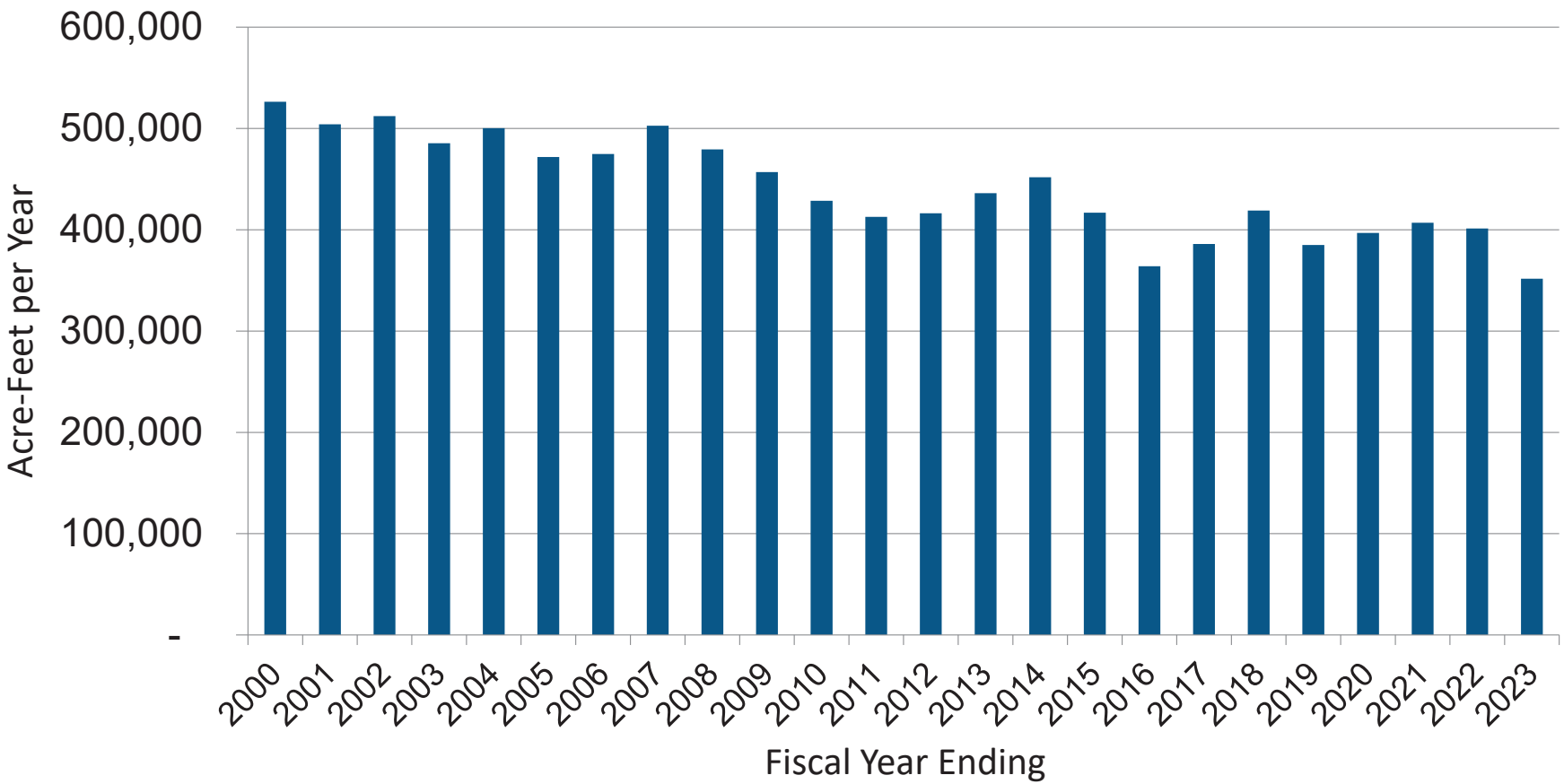

Current and Cumulative Field Headquarters Rainfall

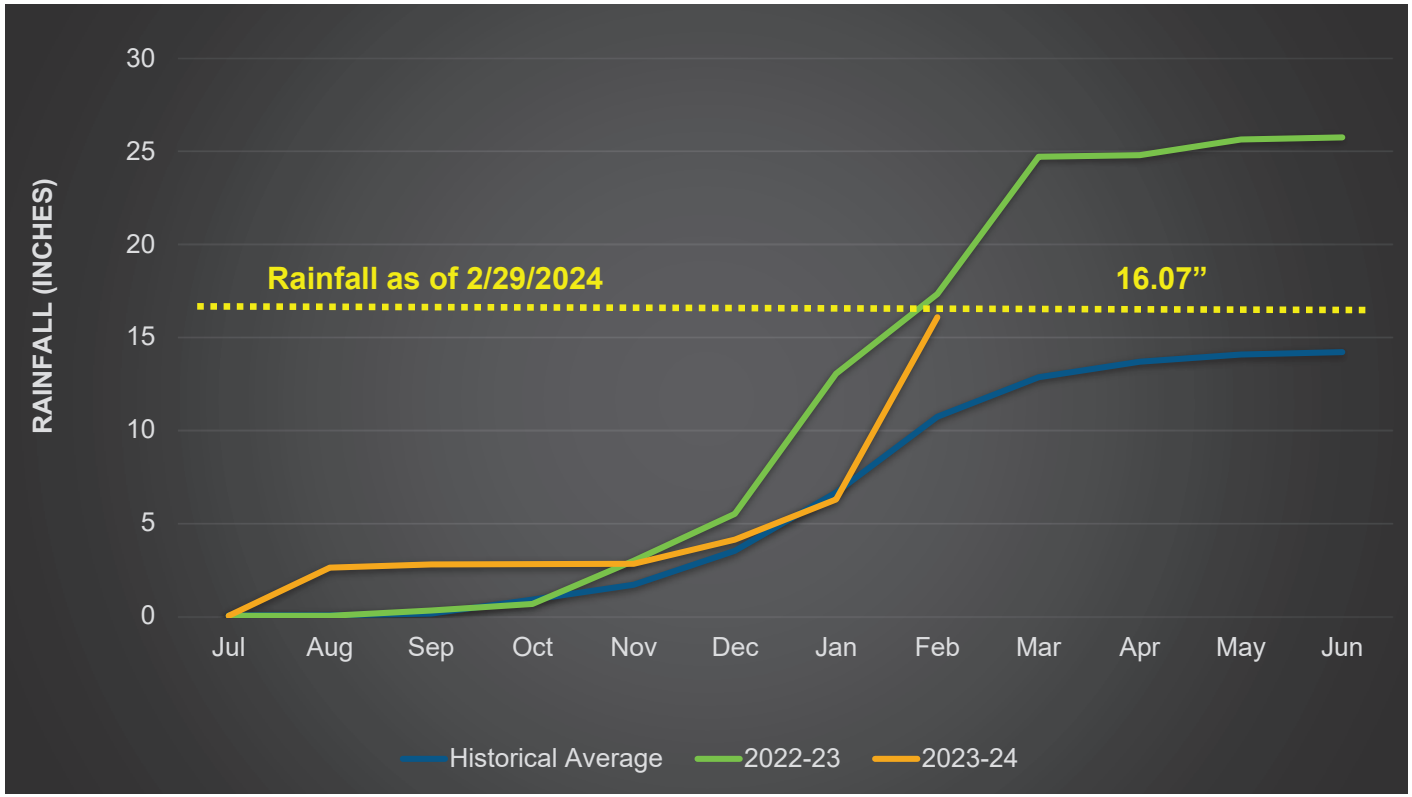

Future Board Action April 17, 2024

- Consider action on the following for the ensuing water year 2024-25:
  - Basin Production Percentage (BPP)
  - Replenishment Assessment (RA)
  - Additional RA
  - Basin Equity Assessment (BEA)
  - Production Limitation and Surcharge

Recommendation

- Receive and File the 2022-23 Engineer's Report on Groundwater Conditions, Water Supply and Basin Utilization in the Orange County Water District

DRAFT

2022-2023

ENGINEER'S REPORT ON

GROUNDWATER CONDITIONS,

WATER SUPPLY AND BASIN UTILIZATION

IN THE

ORANGE COUNTY WATER DISTRICT

FEBRUARY 2024

ORANGE COUNTY WATER DISTRICT
BOARD OF DIRECTORS

Valerie Amezcua
Denis R. Bilodeau, P.E.
Cathy Green
Natalie Meeks
Dina L. Nguyen, Esq.
Stephen R. Sheldon
Van Tran, Esq.
Erik K. Weigand
Bruce Whitaker
Roger C. Yoh, P.E.

John C. Kennedy
General Manager

DIRECTORS

VALERIE AMEZCUA
DENIS R. BILODEAU, P.E.
CATHY GREEN
NATALIE MEEKS
DINA L. NGUYEN, ESQ.
STEPHEN R. SHELDON
VAN TRAN, ESQ.
ERIK K. WEIGAND
BRUCE WHITAKER
ROGER C. YOH, P.E.

SINCE 1933

ORANGE COUNTY WATER DISTRICT

ORANGE COUNTY'S GROUNDWATER AUTHORITY

OFFICERS

President
CATHY GREEN

First Vice President
DENIS R. BILODEAU, P.E.

Second Vice President
VAN TRAN, ESQ.

General Manager
JOHN C. KENNEDY

February 21, 2024

John C. Kennedy
General Manager
Orange County Water District
Post Office Box 8300
Fountain Valley, CA 92728-8300

Dear Mr. Kennedy:

In accordance with Section 26 of the District Act, the 2022-2023 Engineer's Report on the Groundwater Conditions, Water Supply and Basin Utilization in the District is hereby submitted.

Precipitation for the water year July 1, 2022 through June 30, 2023 within the District's boundaries averaged 21.12 inches, which was one hundred fifty eight percent of the long-term average rainfall. The average discharge of Santa Ana River flow past Prado Dam for the water year was measured to be 286,907 acre-feet which represented one hundred thirty two percent of the 30-year average flow. Flow past the District's spreading grounds (including any flow from the Santiago Creek) that was lost to the Pacific Ocean totaled 16,390 acre-feet.

Total water demands within the District for the water year 2022-2023 were 351,719 acre-feet (excluding water used for groundwater replenishment and barrier maintenance), the lowest demands in the past fifty water years. The use of supplemental water in the District's service area during the water year totaled 107,723 acre-feet. Groundwater production within the basin for the water year totaled 245,210 acre-feet which was a decrease of 4.5 percent from the prior water year.

The accumulated basin overdraft decreased from 258,000 acre-feet on June 30, 2022 to 189,000 acre-feet on June 30, 2023 using the three-layer approach and the new benchmark for full-basin conditions. Under the provisions of Section 27 of the District Act, a portion of the Replenishment Assessment for the ensuing 2024-2025 water year could be equal to an amount necessary to purchase up to 123,000 acre-feet of replenishment water.

Sincerely,

Chris S. Olsen
Director of Engineering

Lo Tan
Principal Engineer

PO Box 8300
Fountain Valley, CA 92728-8300

18700 Ward Street
Fountain Valley, CA 92708

(714) 378-3200
(714) 378-3373 fax

www.ocwd.com

TABLE OF CONTENTS

Page

EXECUTIVE SUMMARY 1
ACKNOWLEDGMENTS 2
GLOSSARY OF ACRONYMS 3
PART I: GROUNDWATER CONDITIONS 4
- 2022-23 Summary of Finding 4
- Basin Hydrology 5
- Groundwater Production 5
- Basin Production Percentage 7
- Groundwater Levels 8
- Annual Overdraft 9
- Groundwater Basin Accumulated Overdraft 10
- Replenishment Recommendation 12
- Recommended Basin Production Percentage 13

PART II: WATER SUPPLY AND BASIN UTILIZATION 15
- 2022-23 Summary of Findings 15
- Supplemental Water 16
- Availability of Supplemental Replenishment Water 19
- Water Demands 19
- Water Demand Forecast 21
- Advanced Wastewater Reclamation 21
- Water Quality 22
- Water Recources Data 23

PART III: WATER PRODUCTION COSTS FOR ENSUING WATER YEAR (2024-25) 25
- Summary of Findings 25
- Groundwater Production Costs for Non-Irrigation Use 26
- Cost of Supplemental Water 27

LIST OF TABLES

No. Page

1 Historical Groundwater Production Within OCWD 6
2 2024-25 Water Budget Expenses 13
3 2022-23 Supplemental Water Usage 17
4 2022-23 Recycled Water Usage 18
5 Water Demands Within OCWD 20
6 2022-23 Water Quality Summary 24
7 Estimated 2024-25 Groundwater Production Costs 26
8 Estimated 2024-25 Supplemental Water Cost 27
9 Estimated 2024-25 Water Production Cost Comparison 28

LIST OF FIGURES

No. Page

1 Groundwater Production 6
2 Groundwater BPP 7
3 Accumulated Basin Overdraft 11
4 Historical Supplemental Water Usage 18
5 Water Demand Projections 21
6 Adopted and Projected Water Rates for Non-Irrigation Use 28

LIST OF PLATES

No. Page

1 Groundwater Contour Map, June 2023 29
2 Change in Groundwater Level from June 2022 to June 2023 30
3 Key Well Groundwater Elevation Trends in the Principal Aquifer 31

APPENDICES

No. Page

1 2022-23 Water Production Data 32
2 2022-23 Groundwater Production — Non-Irrigation Use Production Over 25 Acre-feet 33
3 2022-23 Groundwater Production — Irrigation Use Production Over 25 Acre-feet.. 34
4 Non - Local Water Purchased by OCWD for Water Years 2003-2004 through 2022-23... 35
5 2022-23 Water Resources Summary 36
6 Typical Groundwater Extraction Facility Characteristics..... 37
7 Values Used in Figure 6 For Water Rates for Non-Irrigation Use 38

EXECUTIVE SUMMARY

Total water demands within Orange County Water District (OCWD) were 351,719 acre-feet (AF) for the 2022-23 water year (beginning on July 1, 2022 and ending on June 30, 2023). Groundwater production for the water year totaled 245,210 AF including any available In-Lieu Program water. The use of supplemental water in OCWD's service area during the 2022-23 water year totaled 107,723 AF of which 88,441 AF resulted from the direct use by water agencies and districts and 19,282 AF were used for the purpose of groundwater basin replenishment and maintenance of seawater intrusion control barriers.

For the water year which ended on June 30, 2023, the "annual overdraft" (annual basin storage decrease without supplemental replenishment water) was 52,250 AF. The accumulated overdraft decreased from 258,000 AF on June 30, 2022 to 189,000 AF on June 30, 2023. Precipitation within the groundwater basin was one hundred fifty eight percent of the long-term average during this water year, totaling 21.12 inches.

Based on the groundwater basin conditions for the water year ending on June 30, 2023, OCWD may purchase up to 123,000 AF of water for groundwater replenishment during the ensuing water year, beginning on July 1, 2024, pursuant to the District Act.

ACKNOWLEDGMENTS

A number of public and private entities contributed data used in this report including:

City of Anaheim
City of Buena Park
East Orange County Water District
City of Fountain Valley
City of Fullerton
City of Garden Grove
Golden State Water Company
City of Huntington Beach
Irvine Ranch Water District
City of La Palma
Mesa Water District
Metropolitan Water District of Southern California
Municipal Water District of Orange County
City of Newport Beach
City of Orange
County of Orange, Public Works Department
Orange County Sanitation District
City of Santa Ana
Santa Ana Watershed Project Authority
City of Seal Beach
Serrano Water District
City of Tustin
United States Geological Survey
City of Westminster
Yorba Linda Water District

The cooperation received from all agencies is gratefully acknowledged.

This report is based on the 2022-23 Basic Data Report which is placed on file at the office of OCWD in Fountain Valley.

GLOSSARY OF ACRONYMS

AF	Acre-Feet
AWPF	Advanced Water Purification Facility
BEA	Basin Equity Assessment
BPP	Basin Production Percentage
CPTP	Coastal Pumping Transfer Program
CUP	Conjunctive Use Program
EOS	Extraordinary Supply
GAP	Green Acres Project
GWRS	Groundwater Replenishment System
IDP	Irvine Desalter Project
IRWD	Irvine Ranch Water District
MF	Microfiltration
mg/L	Milligrams per Liter
MBI	Mid-Basin Injection
MGD	Million Gallons per Day
MSL	Mean Sea Level
MWD	Metropolitan Water District of Southern California
MWDOC	Municipal Water District of Orange County
NO_3	Nitrate
O&M	Operation and Maintenance
OC San	Orange County Sanitation District
OCWD	Orange County Water District
PFAS	per- and polyfluoroalkyl substances
RA	Replenishment Assessment
RO	Reverse Osmosis
RTS	Readiness-to-Serve
SAR	Santa Ana River
SARCCUP	Santa Ana River Conservation and Conjunctive Use Program
SBVMWD	San Bernardino Valley Municipal Water District
SPW	State Project Water
TDS	Total Dissolved Solids
UV	Ultraviolet
WRD	Water Replenishment District of Southern California

PART I: GROUNDWATER CONDITIONS

Section 25 of the OCWD Act requires that OCWD order an annual investigation to report on the groundwater conditions within the District's boundaries. A summary of the groundwater conditions for the water year covering July 1, 2022 to June 30, 2023 is as follows.

GROUNDWATER CONDITIONS
2022-23 SUMMARY OF FINDINGS

1. Groundwater production (including any In-Lieu Program water) totaled 245,210 acre-feet (AF) for the 2022-23 water year.

2. Groundwater stored in the basin increased by 69,000 AF for the 2022-23 water year.

3. Accumulated Overdraft[1] on June 30, 2023 was 189,000 AF.[2]

4. Annual Overdraft was 52,250 AF for the 2022-23 water year.

5. Average Annual Overdraft[3] for the immediate past five water years (2018-19 through 2022-23) was 103,700 AF.

6. Projected Annual Overdraft[3] for the current 2023-24 water year is 98,000 AF.

7. Projected Annual Overdraft[3] for the ensuing 2024-25 water year is 110,000 AF.

8. Projected Accumulated Overdraft[2] on June 30, 2024 is 168,000 AF.

9. Under the provisions of Section 27 of the District Act, a portion of the 2024-25 Replenishment Assessment (RA) could be equal to an amount necessary to purchase up to 123,000 AF of replenishment water.[4]

[1] *Accumulated overdraft was calculated using OCWD's three-layer storage change methodology adopted on March 21, 2007 and the associated new benchmark for full-basin conditions. Water year 2005-06 was the first year this methodology was used. Additional explanation can be found in the report on "Evaluation of Orange County Groundwater Basin Storage and Operational Strategy" by OCWD in 2007.*

[2] *Water from the Metropolitan Water District of Southern California Long-Term Groundwater Storage Program was included as part of the total stored water in determining the basin's accumulated overdraft.*

[3] *Annual overdraft is defined in the District Act as "the quantity, determined by the Board of Directors, by which the production of groundwater supplies within said District during the water year exceeds the natural replenishment of such groundwater supplies in such water year."*

[4] *Determined by adding the five-year average annual overdraft (103,700 AF) to one-tenth of the accumulated overdraft (189,000 AF) which results in the following:*
103,700 AF + [(189,000 AF) x 0.10] = 122,600 AF (or 123,000 AF when rounded).

BASIN HYDROLOGY

Groundwater conditions in the Orange County groundwater basin are influenced by the natural hydrologic conditions of rainfall, capture and recharge of Santa Ana River (SAR) and Santiago Creek stream flows, natural infiltration of surface water, and the transmissive capacity of the basin. The basin is also influenced by groundwater extraction and injection through wells, use of imported water for groundwater replenishment, wastewater reclamation and water conservation efforts and activities throughout OCWD's service area.

The water year beginning on July 1, 2022, yielded an average of 21.12 inches of rainfall within OCWD's boundaries, which is approximately one hundred fifty eight percent of the long-term annual average of 13.40 inches. Rainfall data within OCWD's boundaries was provided by the Orange County Public Works Department. The rainfall for the previous water year (2021-22) was 6.84 inches. The average annual rainfall in the OCWD service area for the five-year period (from July 1, 2018 through June 30, 2023) was 13.56 inches, and above-average rainfall in the watershed tends to lead to higher flows in the SAR reaching Orange County. Stream flow in the SAR measured downstream of Prado Dam for the water year 2022-23 totaled 286,907 AF which was approximately 132 percent of the 30-year flow average of 216,401 AF.

GROUNDWATER PRODUCTION

Groundwater production from wells within OCWD for the 2022-23 water year totaled 245,210 AF (excluding In-Lieu Program water, MWD Groundwater Storage Program extractions, and any groundwater used for the Talbert Barrier): 244,674 AF for non-irrigation and 536 AF for irrigation uses. The term "irrigation" used in the District Act and herein refers to irrigation for agricultural, horticultural, or floricultural crops and for pasture grown for commercial purposes.

OCWD's In-Lieu Program replaces groundwater supplies with imported water to reduce groundwater pumping. During the 2022-23 water year, OCWD did not purchase In-Lieu Program water from MWD in spite of its availability. Historical data on the annual groundwater production and In-Lieu quantities within OCWD are shown in Figure 1. Table 1 summarizes the annual groundwater production and In-Lieu Program water for the period of 1973-74 through 2022-23.

Groundwater production and In-Lieu Program quantities for 2022-23 for the major groundwater producers are summarized in Appendix 1. The groundwater production for all producers exceeding 25 AF per year for non-irrigation and irrigation purposes are presented in Appendices 2 and 3, respectively.

FIGURE 1. Groundwater Production

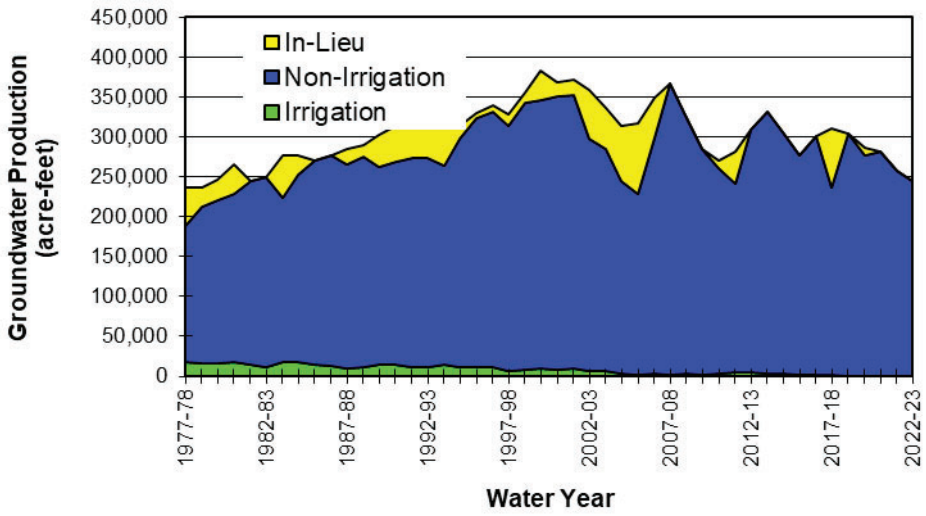

TABLE 1. Historical Groundwater Production Within OCWD

Water Year Jul 1-Jun 30	Groundwater Production (AF)	In-Lieu Program (AF)	Water Year Jul 1-Jun 30	Groundwater Production (AF)	In-Lieu Program (AF)
1973-74	218,863	-	1998-99	342,823	13,352
1974-75	225,597	-	1999-00	345,362	38,007
1975-76	245,456	-	2000-01	350,385	18,640
1976-77	243,511	-	2001-02	352,113	19,473
1977-78	188,407	-	2002-03	297,191	61,463
1978-79	213,290	48,290	2003-04	284,621	52,168
1979-80	221,453	23,792	2004-05	244,370	69,617
1980-81	228,943	24,861	2005-06	228,159	89,216
1981-82	244,184	36,373	2006-07	299,118	50,740
1982-83	249,548	-	2007-08	366,185	-
1983-84	223,207	-	2008-09	324,147	-
1984-85	252,070	52,822	2009-10	285,575	-
1985-86	270,932	25,198	2010-11	259,861	10,435
1986-87	276,354	-	2011-12	241,082	40,564
1987-88	265,226	-	2012-13	309,295	-
1988-89	275,077	18,856	2013-14	330,782	-
1989-90	261,190	15,022	2014-15	305,259	-
1990-91	266,745	38,961	2015-16	277,090	-
1991-92	271,224	44,588	2016-17	301,637	-
1992-93	273,587	39,789	2017-18	236,916	73,108
1993-94	264,159	38,900	2018-19	303,496	-
1994-95	298,217	48,134	2019-20	277,195	9,355
1995-96	324,111	5,542	2020-21	281,793	-
1996-97	331,406	7,883	2021-22	256,921	-
1997-98	313,805	15,096	2022-23	245,210	-

BASIN PRODUCTION PERCENTAGE

The Basin Production Percentage (BPP) is defined in the District Act as "*…the ratio that all water to be produced from groundwater supplies within the district bears to all water to be produced by persons and operators within the district from supplemental sources as well as from groundwater within the district.*" The BPP applies only to water producers that utilize more than 25 AF of groundwater per water year. Water producers that use 25 AF or less from the groundwater basin are excluded from the production percentage limitation.

The BPP for the 2022-23 water year was initially established at 77.0 percent by the OCWD Board of Directors, but effectively increased to 85% in February 2023 for the remainder of the water year. The overall BPP achieved within OCWD for non-irrigation use in the 2022-23 water year was 73.3 percent. The achieved pumping is less than the assigned BPP for the water year primarily due to the water quality impacts of per- and polyfluoroalkyl substances (PFAS). The production percentage achieved by each major producer for non-irrigation use is presented in Appendix 1. Historical assigned and achieved BPPs are illustrated below in Figure 2.

FIGURE 2. Groundwater BPP

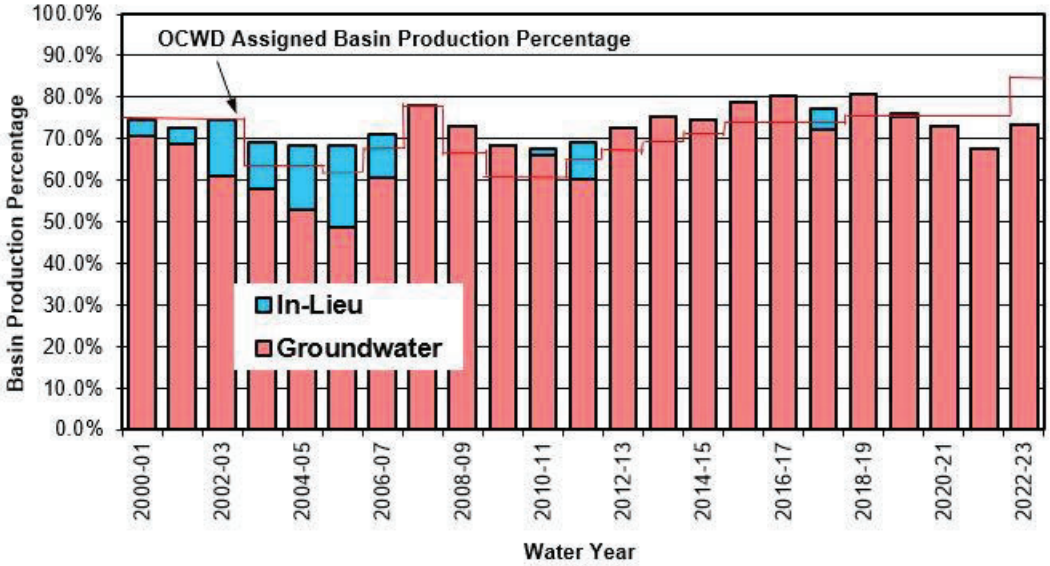

GROUNDWATER LEVELS

Groundwater levels in the Orange County groundwater basin are shown on Plate 1. Groundwater level data used to prepare this plate were collected during late June and early July 2023 from over 500 production and monitoring wells screened within the principal aquifer system (approximately 300 to 1,200 feet deep), from which over 90% of basin pumping occurs. The groundwater elevation contours range from 10 to 80 feet below mean sea level in the coastal area of the basin due to pumping. A general indicator of changing basin levels is the location of the zero (0) mean sea level (MSL) elevation contour each year (MSL elevations are referenced to Vertical Datum NGVD 29). The zero MSL contour moved seawards (ranging from 0.1 to 1.7 miles) when compared to its alignment of the prior year, indicating an increase in groundwater levels in the principal aquifer system from June 2022 to June 2023.

Plate 1 also shows the relatively large depression in groundwater levels in the southern Santa Ana and northern Costa Mesa area due to the large concentration of production wells in this area. Groundwater levels are 40 to 50 feet lower than the surrounding areas. The potential impacts of this pumping depression include increased seawater intrusion and low well water levels which have been mitigated by OCWD's basin management programs including the Talbert seawater barrier expansion, the Groundwater Replenishment System (GWRS) and the mid-basin injection (MBI) wells. However, should groundwater production in this area substantially increase or groundwater elevations continue to decrease, the potential negative impacts should be evaluated in advance as they could, at least, partially offset the mitigative benefits of the aforementioned basin management programs.

Plate 2 shows the change in groundwater levels from June 2022 to June 2023 for the principal aquifer system. In the principal aquifer, groundwater levels generally rose by approximately 10 to 20 feet throughout most of the groundwater basin except at the OCWD Santiago Basin recharge facility in Orange where groundwater levels rose by 60 to 80 feet, at the OCWD recharge facilities in Anaheim where groundwater levels rose by 20 to 30 feet, and in the Irvine Sub-basin where groundwater levels rose by 20 to 40 feet.

Plate 3 shows the groundwater elevation trends within the principal aquifer since 1980 at four key well locations across the groundwater basin. In the pressure area of the basin at key wells GG-16 and COS-PLAZ, seasonal groundwater level fluctuations are noticeably larger than at AM-14 and IDM-3 located in the Anaheim and Irvine Forebay areas, respectively. All four key well locations show an increased water level response during or immediately following high-recharge wet periods such as 2005-06, 2011-12, 2018-19, and most recently 2022-23, but the response is largest at AM-14 due to its proximity to OCWD's spreading grounds.

The storage increase of 69,000 AF resulted primarily from a significant rise in groundwater levels throughout most of the basin from June 2022 to June 2023. In the shallow aquifer, groundwater levels increased approximately 30 to 40 feet in the Anaheim Forebay area surrounding the OCWD recharge facilities, 20 to 50 feet near Santiago Basin, and 5 to 10 feet throughout the greater Anaheim/Fullerton Forebay area. Shallow aquifer groundwater levels increased approximately 0 to 5 feet in the pressure area of the basin and were stable relative to the prior year near the Talbert Barrier, where elevations remained at or above protective elevations for seawater intrusion control.

In the principal aquifer, groundwater levels rose approximately 20 to 30 feet surrounding the OCWD Anaheim recharge facilities, 20 to 60 feet in the Santiago area, 10 to 20 feet in the greater Anaheim/Fullerton Forebay area, and 20 to 40 feet in the Irvine Sub-basin. Principal aquifer groundwater levels rose 5 to 10 feet throughout most of the pressure area of the basin, except for the Irvine Ranch Water District (IRWD) Dyer Road Well Field and west end of the Talbert Barrier, where water levels slightly decreased 0 to 5 feet.

In the deep aquifer, groundwater levels surrounding the OCWD recharge facilities rose 10 to 20 feet in Anaheim, 20 to 30 feet in Orange near the SAR, and 20 to 40 feet near Santiago Basin. Deep aquifer groundwater levels rose 10 to 20 feet in the greater Anaheim/Fullerton Forebay area, 5 to 20 feet in the Irvine Sub-basin, and 0 to 10 feet in the pressure area.

In all three aquifers, groundwater levels in the Central Basin near the county line generally increased as much or more than in western Orange County.

ANNUAL OVERDRAFT

Annual groundwater basin overdraft, as defined in the District Act, is the quantity, determined by the Board of Directors, by which the production of groundwater supplies within the District during the water year exceeds the natural replenishment of such groundwater supplies in such water year. This difference between extraction and replenishment can be estimated by determining the change in volume of groundwater in storage that would have occurred had supplemental and recycled water not been used for any groundwater recharge purpose, including seawater intrusion protection, advanced water reclamation and the In-Lieu Program.

For the 2022-23 water year, it is estimated that the volume of groundwater in storage increased by 69,000 AF. The annual overdraft was 52,250 AF for the 2022-23 water year. For the five-year period from July 1, 2018 to June 30, 2023, an annual average of approximately 121,300 AF of supplemental water and recycled water were percolated for replenishment of groundwater basin or injected into the underground basin via wells for seawater intrusion control or used directly in place of pumping groundwater (i.e., In-Lieu

Program). The average annual overdraft during the same five-year period was approximately 103,700 AF.

GROUNDWATER BASIN ACCUMULATED OVERDRAFT

The accumulated overdraft, as defined in the District Act, is the quantity of water needed to be replaced at OCWD's intake area to prevent landward movement of ocean water into the fresh groundwater body. Landward movement of ocean water can be prevented if groundwater levels near the coast are several feet above sea level. Groundwater levels along the coast are related to the volume of water stored in the intake area, water pumped from the entire basin and the pattern or location of pumping. However, the Talbert and Alamitos seawater intrusion control projects have been implemented to prevent landward movement of ocean water into the fresh groundwater body. Due to the operation of seawater intrusion barrier facilities, there is no longer a direct correlation between accumulated overdraft and controlling seawater intrusion. These facilities allow greater utilization of the storage capacity of the groundwater basin. OCWD is also dedicated to maximizing its replenishment capabilities by actively negotiating with the U.S. Army Corps of Engineers to increase its water conservation program behind Prado Dam and implementing a Long-Term Facilities Plan to evaluate cost-effective improvements to its groundwater recharge capabilities.

In February 2007, OCWD staff completed a report entitled "Evaluation of Orange County Groundwater Basin Storage and Operational Strategy." This report presented a new methodology that had been developed, tested, and documented for calculating accumulated overdraft and storage change based on a three-aquifer layer approach. Furthermore, the report provided the basis for calculating accumulated overdraft using a new full-basin benchmark that was developed for each of the three aquifer layers, which in effect replaces the traditional single-layer full benchmark of 1969.

The annual analysis of basin storage change and accumulated overdraft for water year 2022-23 has been completed. Based on the three-layer methodology, an accumulated overdraft of 189,000 AF was calculated for the water year ending on June 30, 2023. The accumulated overdraft for the prior water year ending on June 30, 2022 was 258,000 AF (also calculated using the three-layer storage method). Therefore, an annual increase of 69,000 AF (reported earlier herein this report) was calculated as the difference between the June 2022 and June 2023 accumulated overdrafts.

Figure 3 shows the accumulated basin overdraft quantities for the period 1981 through 2023.

FIGURE 3. Accumulated Basin Overdraft

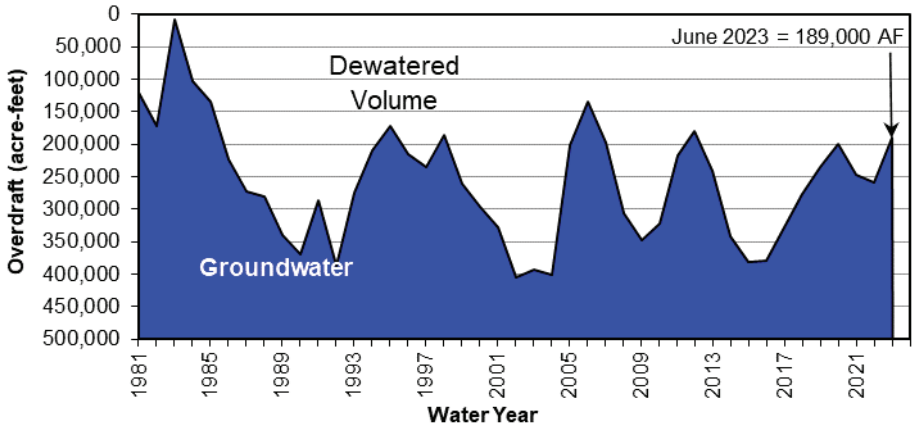

The accumulated overdraft for the current water year ending on June 30, 2024 is projected to be 167,000 AF. The projected annual overdraft is estimated to be 98,000 AF. This quantity is based on assumed annual groundwater production of approximately 280,000 AF for the current water year (including groundwater pumping within the BPP, In-Lieu Program water, groundwater pumped above the basin production percentage (BPP) from water quality improvement projects and MWD Groundwater Storage Program extractions) and that natural replenishment (including captured SAR flows and incidental recharge) is estimated to be approximately 182,000 AF for the basin under average rainfall conditions. In addition, GWRS production is projected to reach 117,000 AF.

Projected annual overdraft for the ensuing water year 2024-25 is estimated to be 110,000 AF. This estimate is based on the assumption that total annual groundwater production for the ensuing water year will be 292,000 AF, a figure that is based upon an assumed BPP of 85 percent and includes 15,000 AF of production above the BPP from water quality improvement projects (discussed further in the subsequent section entitled Recommended Basin Production Percentage). The natural replenishment is estimated to be 182,000 AF (average of last five years) under average rainfall conditions, and the GWRS production is projected to be 128,000 AF.

OCWD, MWD, the Municipal Water District of Orange County (MWDOC) and participating producers approved the funding agreement for the MWD Long-Term Groundwater Storage Program on June 25, 2003. This conjunctive use program (also informally referred to as MWD CUP) provides for MWD to store up to 66,000 AF in the OCWD groundwater basin to be pumped (less basin losses) by participating producers in place of receiving imported supplies during water shortage events. A compensation package from MWD was included in the agreement to build eight new groundwater

production wells, improvements to the seawater intrusion barrier, construction of the Diemer Bypass Pipeline and an annual administrative fee. The preferred means to store water in the MWD storage account has been through the In-Lieu deliveries to participating groundwater producers. Water into the MWD storage account has also been conducted through direct replenishment utilizing OCWD Forebay recharge basins. In any event, the water stored or extracted by MWD is considered as MWD supply and not groundwater production. There was no MWD CUP water stored or extracted in water year 2022-23 and the balance remains zero AF in the MWD CUP account at the end of the water year. The annual quantities and cumulative totals of MWD water stored since the inception of the program are shown in Appendix 4. It is important to note that the reported quantities do not include pumping extractions from the account or basin losses.

In April 2019, OCWD established the Santa Ana Conservation and Conjunctive Use Program (SARCCUP) water bank in the OCWD groundwater basin. Other SARCCUP water bank owners which include San Bernardino Valley Municipal Water District (SBVMWD), Western Municipal Water District (WMWD) and Eastern Municipal Water District (EMWD) also established water banks within their own service areas. The OCWD water bank can contain up to 36,000 AF of water to be used during dry years, as determined by OCWD. Sources of water for the SARCCUP banks include surplus State Project Water (SPW) from SBVMWD, imported water purchased from MWD, and water purchased on the open market. The SBVMWD, a SPW contractor, and MWD have an agreement in which surplus SPW purchased by MWD is made available to OCWD and other SARCCUP agencies for storage in the multiple water banks in the SAR watershed. Surplus SPW purchased from MWD can qualify as Extraordinary Supply (EOS) water which can be used during years when MWD reduces imported supplies via an allocation process. For accounting purposes, two types of water will be tracked in the OCWD SARCCUP water bank. The first is imported water, which is designated as local water and can be used in dry years as determined by OCWD. The second is the EOS water which is surplus SPW. The EOS water can be used during dry years or during allocation years.

The SARCCUP water bank was financed by a $55M Proposition 84 Integrated Regional Water Management grant from the Department of Water Resources and local matching funds from participating agencies including OCWD, SBVMWD, Inland Empire Utilities Agency, WMWD and EMWD. To date, 2,000 AF of imported water is in SARCCUP OCWD water bank.

REPLENISHMENT RECOMMENDATION

Section 27(b) of the District Act states the following:

"*The total of the replenishment assessment levied in any year shall not exceed an amount of money found to be necessary to purchase sufficient water to replenish the average annual overdraft for the immediate past five water years plus an additional amount of water sufficient to eliminate over a*

period of not less than 10 years nor more than 20 years, the accumulated overdraft, plus an amount of money to pay the costs of initiating, carrying on, and completing any of the powers, projects and purposes for which this district is organized."

Based upon Section 27(b), that portion of the RA that is used for water purchases for the ensuing water year 2024-25 is limited to the amount needed to purchase 123,000 AF as calculated below:

Five-year (7/1/2018 through 6/30/2023) Average Annual Overdraft* = 103,700 AF
Accumulated Overdraft (End of Water Year 2022-23) = 189,000 AF
Assumed Time Period to Eliminate Accumulated Overdraft = 10 years
Potential Water Purchase Amount: 103,700 AF + (189,000 AF/10 years) = 122,600 AF (use 123,000 AF)

**Referred to as the Average Annual Overdraft in Section 27(b) of the District Act.*

Table 2 presents the proposed 2024-25 water budget expenses, which shows the proposed quantity of purchased water (3,000 AF) being significantly less than the prescribed limit of 123,000 AF as allowed for under the provisions of Section 27(b) of the District Act.

TABLE 2. 2024-25 Water Budget Expenses

Water Source	Amount (AF)	Unit Cost ($/AF)	Total Cost ($)
Alamitos Barrier	3,000	$ 1,440.00	$ 4,320,000
MWD Untreated Full-Service Water	0	$ 879.50	$ 0
Water Purchases Sub-total	3,000	—	$ 4,320,000
Applicable Charges			**Total Cost ($)**
MWD Readiness to Serve Charge	—	—	$ 1,300,000
MWDOC Groundwater Charge	—	—	$ 400,000
MWD Capacity Charge	—	—	$ 10,000
Total Expenses			$ 6,030,000

RECOMMENDED BASIN PRODUCTION PERCENTAGE

In December 2002, OCWD approved a basin management approach for determining the BPP for future water years. The management approach is based upon the development of a base amount of groundwater production the basin can annually sustain utilizing dependable water supplies OCWD expects to receive. It is a policy for OCWD to provide an estimate of the BPP each January for the following fiscal year to assist the groundwater producers in the preparation of their annual budgets.

The BPP does not restrict the amount of groundwater that a groundwater producer may pump; but a groundwater producer must pay the basin equity assessment (BEA) on any groundwater production (other than BEA-exempt groundwater) above the BPP. The BEA

is set at an amount so that groundwater production above the BPP cost the same amount as imported supplemental water. If groundwater producers produced groundwater significantly above the BPP, this additional groundwater production could increase the annual overdraft (and, over time, increase the accumulated overdraft), with potential detriments to the basin, including seawater intrusion. Substantial groundwater production significantly above the BPP could also impair OCWD's ability to manage the groundwater basin for sustainable groundwater production. The OCWD Act provides regulatory powers to OCWD that can be exercised by OCWD, including the setting of basin production limitations and surcharges, and mid-year modifications to the BPP, BEA, and production limitations/surcharges, to address potential production of significant quantities of groundwater above the BPP. The OCWD Board of Directors may approve a surcharge, in an amount to be determined in its discretion, for production by a producer in excess of any production limitation.

A BPP of 85 percent is currently being proposed for the ensuing water year 2024-25. Analysis of the groundwater basin's projected accumulated overdraft, the available supplies to the basin (assuming below-average hydrology) and the projected pumping demands indicate that this level of pumping could potentially be sustained for 2024-25 without detriment to the basin. Under normal conditions, the annual groundwater production could reach 315,000 AF. However, it is anticipated that the groundwater production for the ensuing water year 2024-25 will be approximately 292,000 AF due to the water quality impacts of PFAS causing wells to be shut down.

In order to achieve water quality objectives in the groundwater basin, it is estimated for the ensuing water year 2024-25 that additional production of approximately 15,000 AF (above the BPP) will be undertaken by the City of Tustin, City of Huntington Beach, Mesa Water District and IRWD. These agencies need the additional pumping allowance in order to accommodate groundwater quality improvement projects. As in prior years, production above the BPP from these projects would be partially or fully exempt from the BEA as a result of the benefit provided to the basin by removing poor-quality groundwater and treating it for beneficial use.

In March 2024, staff will review with the OCWD Board of Directors the basis and the assumptions made for the proposed BPP and receive any direction on the matter. In April 2024, staff will again apprise the OCWD Board of Directors on the status of the aforementioned conditions. If the estimate of basin supplies in the current or ensuing year are substantially different than those contained in the respective conditions, a revised BPP may then be recommended.

PART II: WATER SUPPLY AND BASIN UTILIZATION

Section 31.5 of the District Act requires an investigation and annual report setting forth the following information related to water supply and basin utilization within the OCWD service area, together with other information as OCWD may desire:

WATER SUPPLY AND BASIN UTILIZATION
2022-23 SUMMARY OF FINDINGS

1. Water usage from all supplemental sources and non-local water sources (if any) totaled 107,723 AF for the 2022-23 water year.

2. Water usage from recycled water produced from within OCWD including the GWRS totaled 120,018 AF for the 2022-23 water year.

3. Water demands within OCWD totaled 351,719 AF for the 2022-23 water year.

4. Estimated demands for groundwater for the ensuing 2024-25 water year are 292,000 AF.

SUPPLEMENTAL WATER

Supplemental water is used by water agencies within OCWD's boundary to augment groundwater supplies in satisfying their user demands and by OCWD to recharge the groundwater basin. Supplemental water, as defined in Section 31.5 of the District Act, is any water that originates from outside the SAR watershed (comprised of an area of 2,081 square miles) with the exception of that portion of that watershed on and along Santiago Creek upstream of the downstream toe of the slope of the Villa Park Flood Control Dam which is counted as supplemental water. It is important to note that the Santiago Creek watershed lies entirely within the SAR watershed. Sources of supplemental water typically include imported deliveries from MWD and diversions from Irvine Lake/Santiago Reservoir (i.e., Santiago Creek) that are conveyed to users within OCWD boundaries. MWD deliveries originate from either the Colorado River or the SWP. In addition, supplemental water would also include deliveries from within the SAR watershed that involve water exchanges (i.e., releasing a quantity of water that originates from within the SAR watershed while importing an equal quantity of supplemental water to replace it).

Non-local waters are defined, for the purposes of this report, as waters purchased from agencies outside of OCWD's boundary for use within OCWD. Non-local waters include all water deliveries to OCWD where the water source is located within the SAR watershed. Water deliveries to OCWD from the Arlington Desalter in Riverside and the San Bernardino Valley Municipal Water District's High Groundwater Mitigation Project are considered non-local waters. Although not utilized in recent years, both projects involve pumping (and treatment in Arlington's case) and release of groundwater from the SAR upstream groundwater basins to OCWD via the SAR for groundwater replenishment at OCWD Forebay recharge facilities. For the purpose of being consistent with previous Engineer's Reports and to present information in a concise manner, non-local water deliveries that are purchased and used by OCWD for groundwater replenishment are included in the supplemental water totals in this report. However, while accounted for in the supplemental water totals in this Engineer's Report for convenience and consistency purposes, these non-local waters are not supplemental sources of water as defined in Section 31.5 of the District Act because the non-local waters originate within the SAR watershed. These non-local water deliveries are not included in the accounting of supplemental sources that address water demands within OCWD as shown in Table 5.

Recycled wastewater produced and used within OCWD is considered, for the purposes of this report, as neither non-local water nor supplemental water (sometimes referred to as neutral water). Therefore, recycled water that originates from within OCWD is reported separately from supplemental water totals. However, recycled water used in the Alamitos Barrier is supplied by Water Replenishment District of Southern California

(WRD) and originated from outside the SAR watershed, and, as such, is categorized as supplemental water.

Water agencies utilizing supplemental water are listed in Appendix 1. As summarized in Table 3, the use of supplemental water in OCWD's service area during the 2022-23 water year totaled 107,723 AF of which 88,441 AF resulted from the direct use by water agencies and districts and 19,282 AF were used for groundwater replenishment purposes. The supplemental water used by water agencies included 86,510 AF for municipal and industrial use and zero AF for agricultural purposes. Historical supplemental water usage is illustrated in Figure 4. The GWRS delivered recycled water to OCWD Forebay recharge basins and the Talbert seawater intrusion barrier throughout the 2022-23 water year. A breakdown of non-local water purchases by OCWD from water years 2003-2004 through 2022-23 is presented in Appendix 4.

TABLE 3. 2022-23 Supplemental Water Usage

Direct Agency Use	AF
Imported Water[1]	86,510
Santiago Creek Native Water	1,931
Subtotal	**88,441**
Groundwater Replenishment (Purchased)	**AF**
In-Lieu Program[2]	0
Forebay Recharge[3]	16,865
Alamitos Barrier[4]	2,414
Talbert Barrier	3
Subtotal	**19,282**
TOTAL	**107,723**

[1]Includes any extractions from MWD Groundwater Storage Program.
[2]Any amount reported herein includes water received by OCWD's groundwater producers as In-Lieu water.
[3]Full service rate untreated water.
[4]Total amount combines imported and recycled water deliveries.

FIGURE 4. Historical Supplemental Water Usage

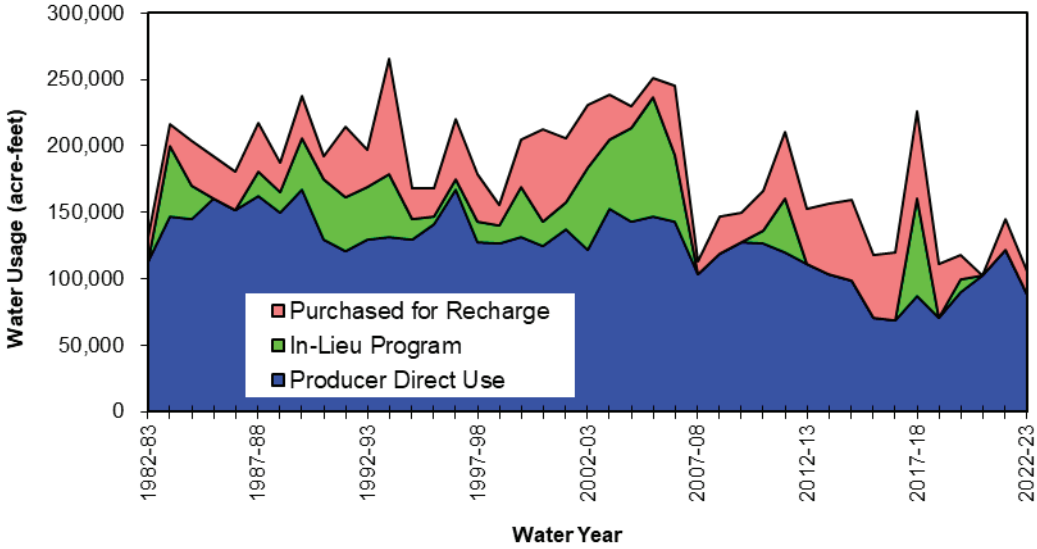

Recycled water use within OCWD is presented in Table 4 (excluding WRD-supplied recycled water to the Alamitos Barrier because this water is categorized as supplemental water and already included in the total amount reported in Table 3). The major uses of recycled water are groundwater replenishment (including Kraemer, Miller, Miraloma and La Palma recharge basins and Talbert Barrier injection wells) and supply water for irrigation and industrial users.

TABLE 4. 2022-23 Recycled Water Usage

Groundwater Replenishment	Water Usage (AF)
GWRS AWPF (for Talbert Barrier)	19,747
GWRS AWPF (for Recharge Basins)[1]	74,687
GWRS AWPF (for Mid-Basin Injection)	7,516
Subtotal	**101,950**
Irrigation	**Water Usage (AF)**
IRWD[2]	14,672
OCWD (Green Acres Project)[3]	3,396
Subtotal	**18,068**
TOTAL	**120,018**

[1]Includes 63 AF of GWRS recycled water delivered to City of Anaheim Canyon Power Plant and Anaheim Regional Transportation Intermodal Center.
[2]Recycled water used within the portion of OCWD that lies within IRWD's boundaries (excludes OCWD/IRWD intertie water deliveries to the Green Acres Project).
[3]Excludes deliveries to the Orange County Sanitation District and includes IRWD/OCWD Intertie deliveries to the Green Acres Project.

AVAILABILITY OF SUPPLEMENTAL REPLENISHMENT WATER

MWD's untreated full-service water supply for any groundwater-basin agencies was available during the water year 2022-23 as a result of its allocation of State Project Water and normal rainfall conditions. Supplemental water from MWD to recharge the groundwater basin is available in the current water year and is expected to be available in the ensuing water year 2024-25. OCWD is not planning to purchase untreated full-service water to recharge its groundwater basin in the ensuing water year 2024-25 due to the relatively full condition of the groundwater basin.

WATER DEMANDS

During the 2022-23 water year, the total water demands within OCWD's service area were 351,719 AF. Total demands include the use of groundwater, MWD In-Lieu Program water, supplemental sources (including imported water and Santiago Creek native water) and recycled water (which is not included within supplemental sources if originating within the SAR watershed). Total demands exclude any groundwater, supplemental water, and recycled water (such as the GWRS recycled water) used by OCWD for groundwater recharge.

Water demands for 2022-23 and projected water demands for 2023-24 and 2024-25 are summarized in Table 5. The water demands for the current year 2023-24 were determined by assessing the data that is presently available for the first half of the water year and projecting that data to develop the total annual water demands. The water demands for the ensuing year 2024-25 are based on the projections provided by the retail water agencies within OCWD's service area. Long-term projections are presented in Figure 5.

TABLE 5. Water Demands Within OCWD

	Ground-water[1]	Imported Water[2,3]	Santiago Creek Native Water[3]	Recycled Water[4]	Total[6]
2022-23					
Non-Irrigation	244,674	86,510	1,931	-	333,115
Irrigation	536	0	-	18,068	18,604
Total	**245,210**	**86,510**	**1,931**	**18,068**	**351,719**
2023-24 (Current Year)[5]					
Non-Irrigation	279,400	70,000	2,000	-	351,400
Irrigation	600	-	-	18,000	18,600
Total	**280,000**	**70,000**	**2,000**	**18,000**	**370,000**
2024-25 (Ensuing Year)[5]					
Non-Irrigation	291,300	59,000	2,000	-	350,300
Irrigation	700	-	-	18,000	18,700
Total	**292,000**	**59,000**	**2,000**	**18,000**	**370,000**

[1] *Includes In-Lieu Program water, if available. Also includes groundwater pumped under water quality improvement agreements entered into between OCWD and certain producers pursuant to Section 38.1 of the District Act where the produced groundwater is exempted from payment of all or a portion of the BEA. The BEA-exempt groundwater is deducted from the projection of total groundwater used to calculate the BPP.*

[2] *Excludes water conservation credits and imported water used for groundwater replenishment.*

[3] *"Imported Water" and "Santiago Creek Native Water" are both counted as supplemental water.*

[4] *Excludes GWRS recycled water recharged into the groundwater basin. Includes recycled water from IRWD and OCWD's Green Acres Project (excluding Orange County Sanitation District's usage).*

[5] *Water demands are estimated by OCWD assuming average hydrology.*

[6] *Includes all groundwater and non-groundwater sources and is greater than the number of supplemental sources used in the calculation of BPP. For purposes of this table, supplemental water is calculated as the sum of Imported Water and Santiago Creek Native Water and does not include Recycled Water.*

FIGURE 5. Water Demand Projections

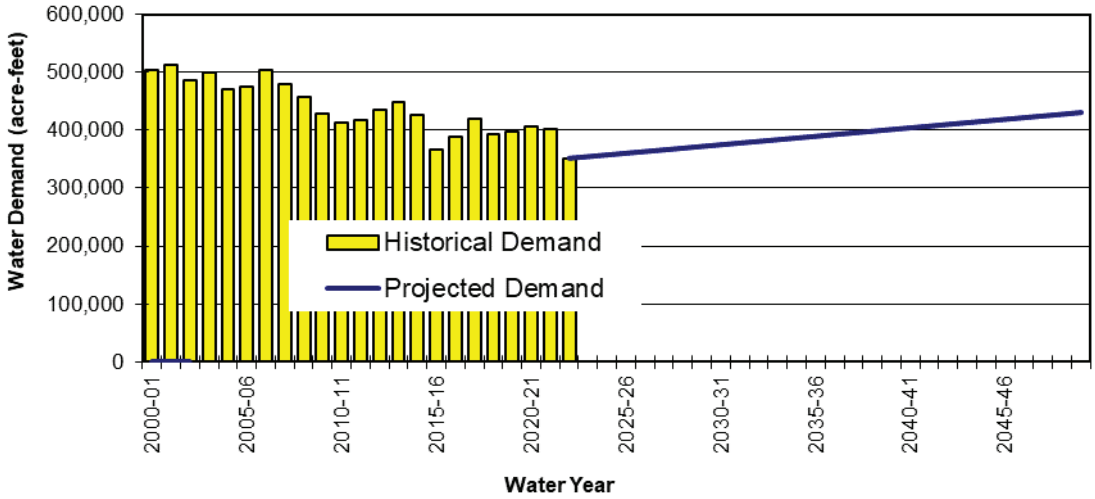

WATER DEMAND FORECAST

OCWD participates with MWDOC and retail groundwater producers to predict future demands in OCWD's service area. Each groundwater producer projected its total water demands to the year 2050. These projections include the effect of local water conservation efforts and slight increase in population. Figure 5 illustrates the historical and the projected water demands for OCWD's service area to the year 2050.

ADVANCED WASTEWATER RECLAMATION

Groundwater, supplemental water, and local surface water have historically been the primary water sources within OCWD. In recent decades, wastewater reclamation has increasingly become a significant source of additional water. Purified recycled water has been produced by OCWD for use as injection water in the Talbert Barrier and as percolation water in Kraemer, Miller, Miraloma and La Palma recharge basins. OCWD and IRWD also recycle wastewater at their respective treatment plants for irrigation and industrial uses.

The GWRS is an advanced wastewater reclamation project jointly funded by OCWD and the Orange County Sanitation District (OC San). The project was operational in January 2008. The advanced treatment processes utilized in the GWRS consist of microfiltration (MF) followed by reverse osmosis (RO) membranes and advanced oxidation process of ultraviolet (UV) light in combination with hydrogen peroxide. For the water year 2022-23, the GWRS treated wastewater from the OC San to drinking water standards and delivered 101,950 AF of purified water for direct injection into the

Talbert seawater intrusion barrier and percolation into the OCWD groundwater basin via recharge basins and MBI well.

For water year 2022-23, OCWD and IRWD recycled water deliveries for landscape irrigation and industrial uses in Fountain Valley, Costa Mesa, Huntington Beach, Newport Beach, Santa Ana and IRWD's service area within OCWD totaled 18,068 AF.

WRD operates the Alamitos Barrier Recycled Water Project, known as the Leo J. Vander Lans Water Treatment Facility, that has a design capacity of 8 MGD; however, its recent production is typically 4 MGD. This project supplies highly treated recycled water to the Alamitos Barrier. The Leo J. Vander Lans advanced wastewater treatment facility located in Long Beach utilizes the treatment processes of MF, RO and advanced oxidation process of UV light and hydrogen peroxide. This project is ultimately intended to replace most of the imported water used to supply the Alamitos Barrier with purified recycled water. The project operated throughout the water year 2022-23 and supplied 1,619.9 AF of purified recycled water to OCWD's portion of the Alamitos Barrier, which represented 67.1 percent of the barrier's supply that OCWD is responsible for payment. Recycled water deliveries from the Leo J. Vander Lans plant to the Orange County portion of the Alamitos Barrier are classified as supplemental water because this recycled water originates from outside the SAR watershed.

WATER QUALITY

OCWD maintains a comprehensive groundwater protection policy that includes water quality monitoring, removal of contaminants, regulatory agency support, toxic residuals removal and hazardous waste management. In addition, OCWD provides water quality information to regulatory agencies, other water agencies and the general public. In order to meet the current and future water quality testing requirements, OCWD operates the Philip L. Anthony Water Quality Laboratory at the Fountain Valley campus. The laboratory houses approximately 31 chemists and laboratory technicians, 12 water quality monitoring personnel and all the analytical instruments that are needed to perform more than 400,000 analyses of approximately 20,000 water samples taken each water year. The laboratory supports the extensive water quality testing requirements for the GWRS.

When blended together by the major agencies within OCWD's service area, the blended groundwater (without treatment) and treated supplemental water for 2022-23 was determined to have a flow-weighted average of 440 milligrams per liter (mg/L) of total dissolved solids (TDS) which is lower than the average TDS concentration of 465 mg/L reported for the prior year (2021-22). The average groundwater TDS concentration for the basin for 2022-23 was 415 mg/L (compared to 402 mg/L reported for 2021-22), ranging from a low of 235 mg/L in coastal areas (such as Seal Beach) to a high of approximately 716 mg/L in certain inland areas.

Average concentrations of TDS, nitrate (NO_3) and hardness for groundwater and groundwater combined with supplemental water supplied by agencies within OCWD's service area during the 2022-23 water year are summarized in Table 6. These concentrations were determined from groundwater and supplemental water analyses and from production reports submitted to and filed with OCWD by each water agency. The City of Tustin and IRWD have active groundwater treatment projects that help to reduce certain constituents reported in Table 6 in their groundwater supply prior to service to their customers (see note 6 for detailed explanation).

WATER RESOURCES DATA

A summary of water resources data within OCWD for the 2022-23 water year and the previous water year (2021-22) is included in Appendix 5.

TABLE 6. 2022-23 Water Quality Summary

City/Agency	Groundwater[1,7]			Delivered Blend[1,2,7]		
	TDS[3]	NO_3-N[4]	Hard-ness[5]	TDS[3]	NO_3-N[4]	Hard-ness[5]
Anaheim	509	2.1	300	506	0.8	247
Buena Park	416	1.4	256	425	1.3	253
East Orange County Water District	588	3.4	336	504	0.3	225
Fountain Valley	334	1.0	190	334	1.0	190
Fullerton	516	2.3	252	513	1.8	246
Garden Grove	517	3.5	330	515	2.9	310
Golden State Water Company	392	1.4	233	441	0.9	229
Huntington Beach	287	0.4	142	355	0.4	168
Irvine Ranch Water District[6]	316*	0.6*	109*	326*	0.6*	115*
La Palma	286	ND[8]	144	287	ND[8]	144
Mesa Water District	306	0.5	117	306	0.5	117
Newport Beach	302	1.2	175	338	1.0	184
Orange	472	2.4	274	478	2.0	264
Santa Ana	396	2.1	242	424	1.6	238
Seal Beach	235	ND[8]	88	292	ND[8]	116
Serrano Water District	576	1.5	310	560	1.1	314
Tustin[6]	716*	6.6*	425*	621*	3.8*	336*
Westminster	373	1.8	244	376	1.8	244
Yorba Linda Water District	672	1.2	332	648	1.1	317
Weighted Average[7]	**415**	**1.6**	**220**	**440**	**1.2**	**222**

[1] *All groundwater results (alone or blend) are for untreated groundwater (see note 6 below). Units are reported in mg/L.*

[2] *Delivered blend includes untreated groundwater and treated imported MWD water (i.e., blend of Colorado River water and State Project water as measured at the MWD Diemer Plant), except Serrano Water District, which blends with treated Santiago Reservoir water. Units are reported in mg/L. Annual average water qualities for MWD and Santiago Reservoir (Irvine Lake) for 2022-23 are as follows:*

MWD Water Quality			Santiago Reservoir Water Quality		
TDS	=	504 mg/L	TDS	=	533 mg/L
$N0_3$-N	=	0.29 mg/L	$N0_3$-N	=	0.43 mg/L
Hardness (as $CaCO_3$)	=	225 mg/L	Hardness (as $CaCO_3$)	=	321 mg/L

[3] *Secondary Drinking Water Standards for TDS are as follows:*

500 mg/L = recommended limit
1,000 mg/L = upper limit

[4] *Primary Drinking Water Standard for nitrate NO_3-N (i.e., nitrate expressed as nitrogen) is 10 mg/L.*

[5] *Hardness is reported as mg/L of $CaCO_3$. General classifications of hard and soft water are within the following concentration ranges:*

0-75 mg/L	=	soft	150-300 mg/L	=	hard
75-150 mg/L	=	moderately hard	300 and up mg/L	=	very hard

[6] *Agencies with active groundwater quality improvement projects that treat for one or more of the constituents listed in the table. The results shown herein for "groundwater" and "delivered blend" reflect results from untreated groundwater. Water quality constituents that are marked with an asterisk (*) are reduced prior to delivery to customers.*

[7] *All water quality results are flow-weighted averages based on groundwater and imported water delivered to each agency.*

[8] *ND = not detected. Nitrate (expressed as NO_3-N) analytical detection limit for OCWD Philip L. Anthony Water Quality Laboratory is 0.1 mg/L.*

PART III: WATER PRODUCTION COSTS FOR ENSUING WATER YEAR (2024-25)

Section 31.5 of the District Act requires that costs of producing groundwater and obtaining supplemental water be evaluated annually. These costs vary for each groundwater producer and depend on many factors. Although these variations in cost are recognized, it is necessary for the purpose of this report to arrive at figures representing the average cost of producing groundwater and purchasing supplemental water.

ENSUING WATER YEAR (2024-25) WATER PRODUCTION COSTS SUMMARY OF FINDINGS

1. Cost for producing water from the groundwater basin within OCWD including a replenishment assessment for 2024-25 is estimated to be $1,009.00 per acre-foot.

2. Cost of treated, non-interruptible supplemental water for 2024-25 is estimated to be $1,380.00 per acre-foot.

GROUNDWATER PRODUCTION COSTS FOR NON-IRRIGATION USE

Cost for producing an acre-foot of groundwater in the ensuing 2024-25 water year has been estimated for a potable water well for a large groundwater producer (i.e., a city water department, water district) in OCWD's service area. Operations and maintenance (O&M) and energy costs were determined using the cost information provided by nineteen large groundwater producers from a survey conducted by OCWD in fall 2023. The capital cost component was derived using the current capital cost of a typical production well (including design and construction costs) financed with an annual interest rate of five percent and amortized over a 30-year repayment period. Appendix 6 contains several of the key design characteristics for a typical production well. The OCWD RA used in the determination of groundwater production cost is the proposed RA for 2024-25.

The estimated cost for groundwater production for a large groundwater producing entity such as a city water department or a water district is presented in Table 7. The total cost to produce an acre-foot of groundwater within OCWD in the ensuing 2024-25 water year is estimated to be $1,009 per acre-foot. Based on the responses to the aforementioned survey, the flow-weighted average (based upon the quantity of groundwater pumped) for energy cost equaled $110 per AF. The O&M costs ranged from $5 to $395 per acre-foot with a median cost of approximately $86 per acre-foot. Elements that influence these costs include load factors and variations in groundwater levels. Recently drilled wells are generally deeper than those drilled decades ago. From the aforementioned survey, the average load factor which indicates the percent-of-use of an extraction facility equaled 50 percent.

TABLE 7. Estimated 2024-25 Groundwater Production Costs

Cost Item	Non-Irrigation Use	
	Annual Cost ($)	Cost per AF ($/AF)
Energy	286,000	110[2]
RA	1,788,800	688[3]
Capital	325,000[1,4]	125[1,4]
O&M	223,600	86[2]
Total Cost to Producers	2,623,400	1,009

[1] *Based upon an annual average production of 2,600 AF per production well.*
[2] *Based on survey of major agencies within OCWD's service area, non-irrigation groundwater users.*
[3] *Proposed RA for 2024-25.*
[4] *Assuming $5,000,000 capital cost (including design and construction) with an interest rate of five percent amortized over a 30-year period and excluding cost of land purchase.*

COST OF SUPPLEMENTAL WATER

Supplemental water is supplied to OCWD's service area by MWD. MWD delivers both treated and untreated water as either an uninterruptible supply or an interruptible supply. As a result, there are several categories of water available from MWD. The categories most applicable for purposes of this report are 1) uninterruptible (i.e., firm) treated water, which is referred to as "full-service water," and 2) uninterruptible untreated water. Treated water is purchased and used directly by various groundwater producers for municipal and industrial purposes, while untreated water is purchased and recharged into the basin by OCWD to support higher groundwater production. Table 8 shows the estimated cost for the MWD uninterruptible treated water (full-service water) cost for the ensuing 2024-25 water year. Figure 6 illustrates the historical supplemental water costs along with the historical groundwater production costs. A comparison of estimated costs for groundwater versus supplemental water (non-irrigation use) during the ensuing water year 2024-25 is summarized in Table 9 and in Figure 6. Values used in Figure 6 are presented in tabular form in Appendix 7.

TABLE 8. Estimated 2024-25 Supplemental Water Cost[1]

Rate and Charge Components	Treated Water Rate ($/AF)
Firm Deliveries	**Full-Service Water**
MWD Supply Rate (MWDOC Melded Rate)	343.50
MWD System Access Rate	402.50
MWD System Power Rate	188.50
MWD Treatment Surcharge	365.50
MWD RTS and Capacity Charges[2]	80.00
Total	**1,380.00**

[1] *Rates are an average of calendar year 2024 and calendar year 2025. Supplemental water costs for MWD's member agencies (i.e., Anaheim, Fullerton, and Santa Ana) are not reported herein due to the variability among these agencies on water supply allocations between MWD's Tier 1 and Tier 2.*

[2] *Readiness-to-Serve (RTS) and Capacity Charges have been converted to an approximate cost per acre-foot but are not normally reported in terms of unit cost.*

Cost components for supplemental treated and untreated water are listed in Table 8. Beyond the normally expected water supply, treatment and power charges, there are several other charges. The System Access charge is for costs associated with the conveyance and distribution system, including capital and O&M costs. MWD uses the Capacity Charge to recover its cost for use of peaking capacity within its distribution system. The RTS charge is to recover MWD's cost associated with providing standby and peak conveyance capacity and system emergency storage capacity.

FIGURE 6. Adopted and Projected Water Rates for Non-Irrigation Use[1]

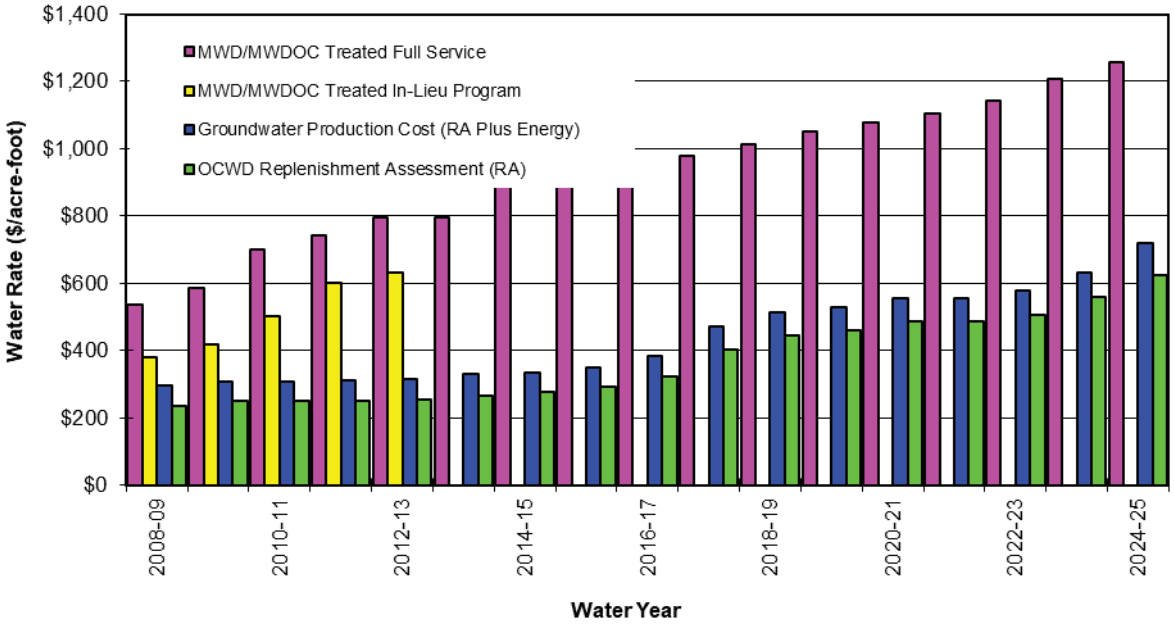

[1] *Refer to Appendix 7 for actual values used in Figure 6.*

TABLE 9. Estimated 2024-25 Water Production Cost Comparison

Non-Irrigation Use	Groundwater Cost ($/AF)	Supplemental Water Cost ($/AF)
Fixed Cost	125.00[1]	1,380.00[3]
Variable Cost	884.00[2]	-[3]
Total	**1,009.00**	**1,380.00**

[1] *Capital cost.*
[2] *Cost for energy, O&M and proposed RA.*
[3] *Delineation of fixed and variable costs is not available.*

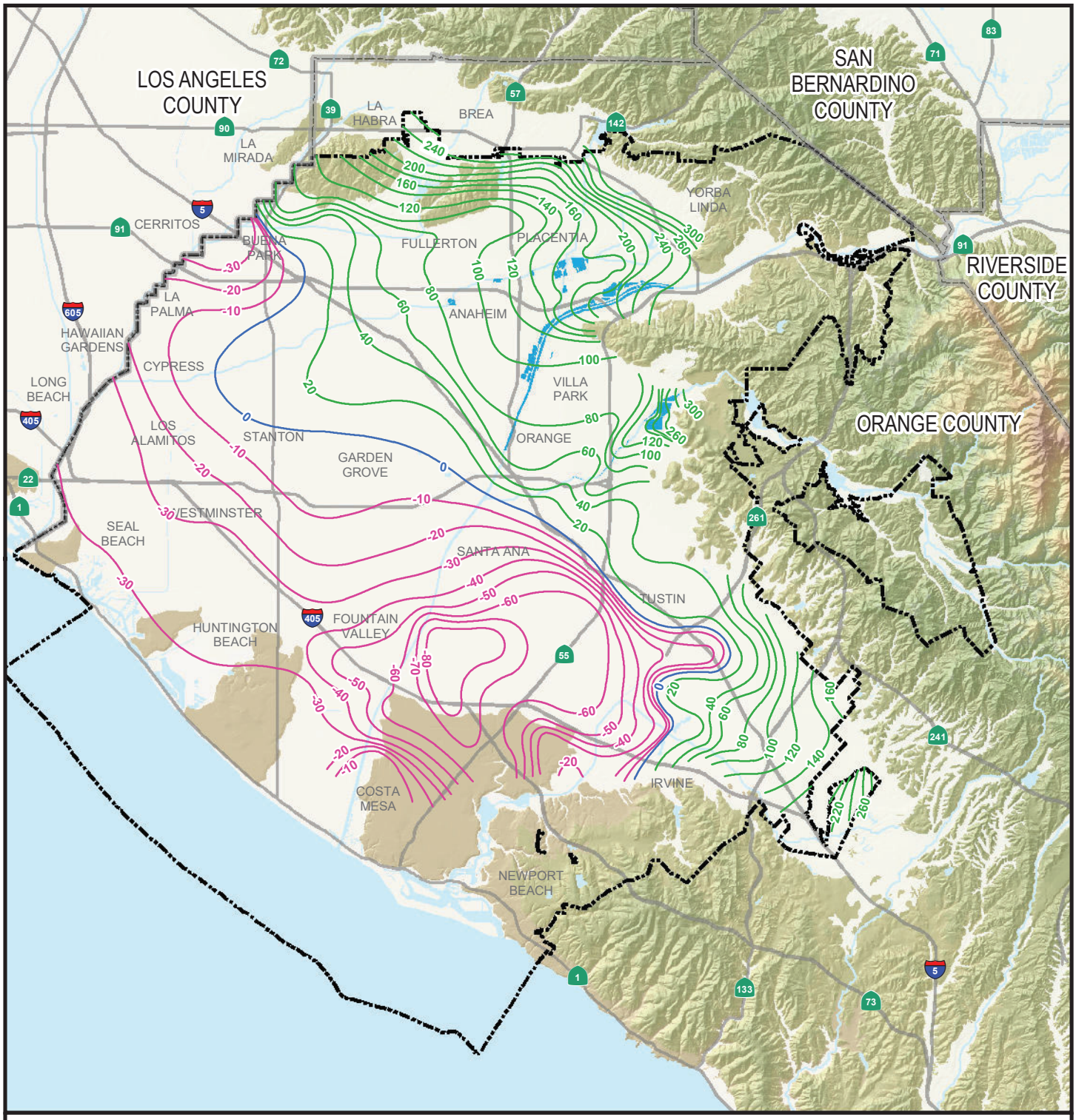

Estimated Groundwater Elevations within the Principal Aquifer Feet above Mean Sea Level* (ft MSL)

- -80 to -10
- 0
- 20 to 300
- Recharge Facility Areas
- Freeways / Highways
- Rivers / Streams
- Orange County Water District
- Water Bodies

PLATE 1
GROUNDWATER CONTOUR MAP
JUNE 2023

N W E S

0 1 2 4 Miles

*NOTE: MSL elevations are referenced to Vertical Datum NGVD 29

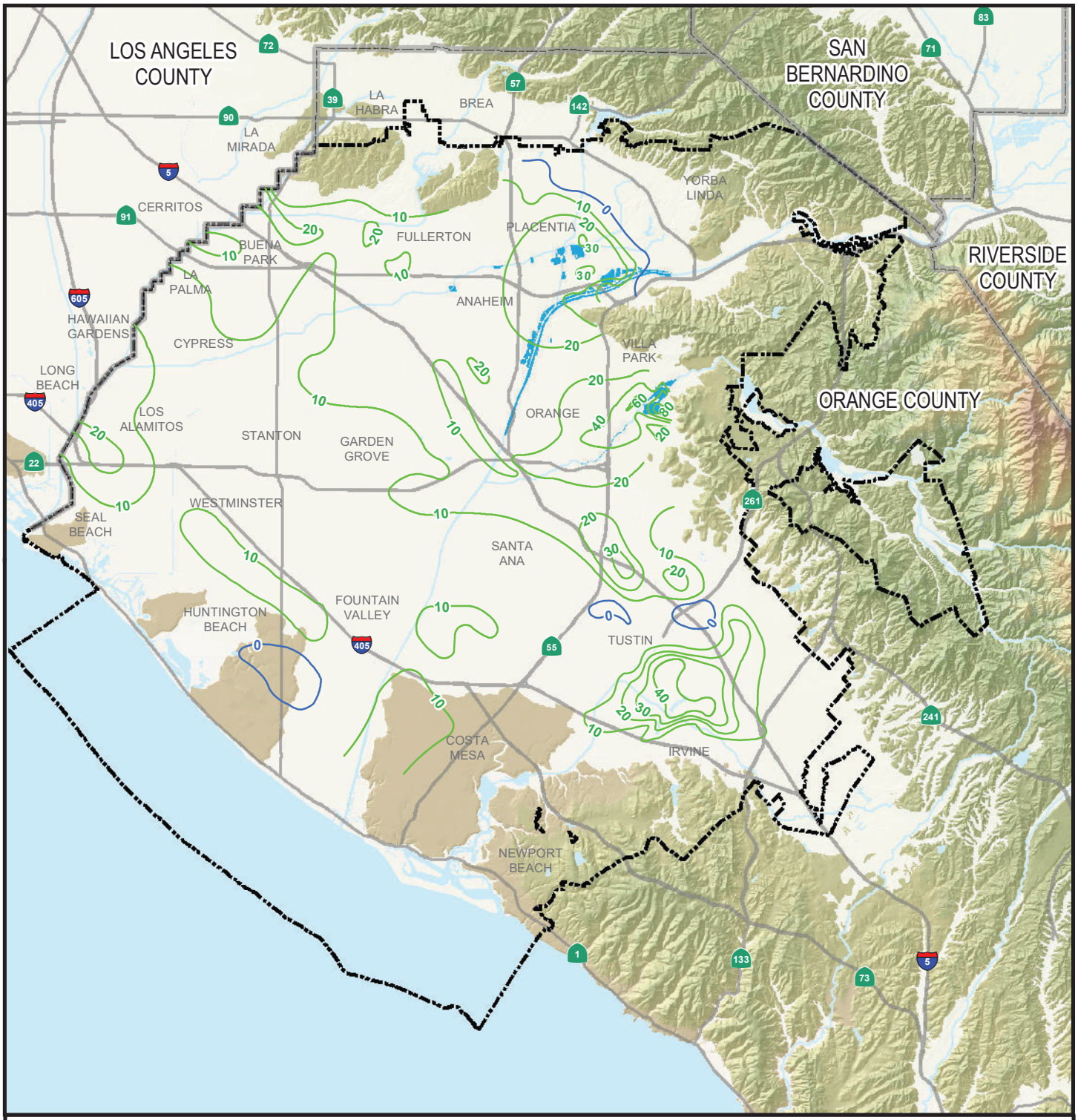

Estimated Groundwater Elevation Changes within the Principal Aquifer (Feet)

- 0
- 10 to 80
- Recharge Facility Areas
- Freeways / Highways
- Rivers / Streams
- Orange County Water District
- Water Bodies

PLATE 2
CHANGE IN GROUNDWATER LEVEL FROM JUNE 2022 TO JUNE 2023

N W E S

0 1 2 4 Miles

PLATE 3
KEY WELL GROUNDWATER ELEVATION TRENDS IN THE PRINCIPAL AQUIFER

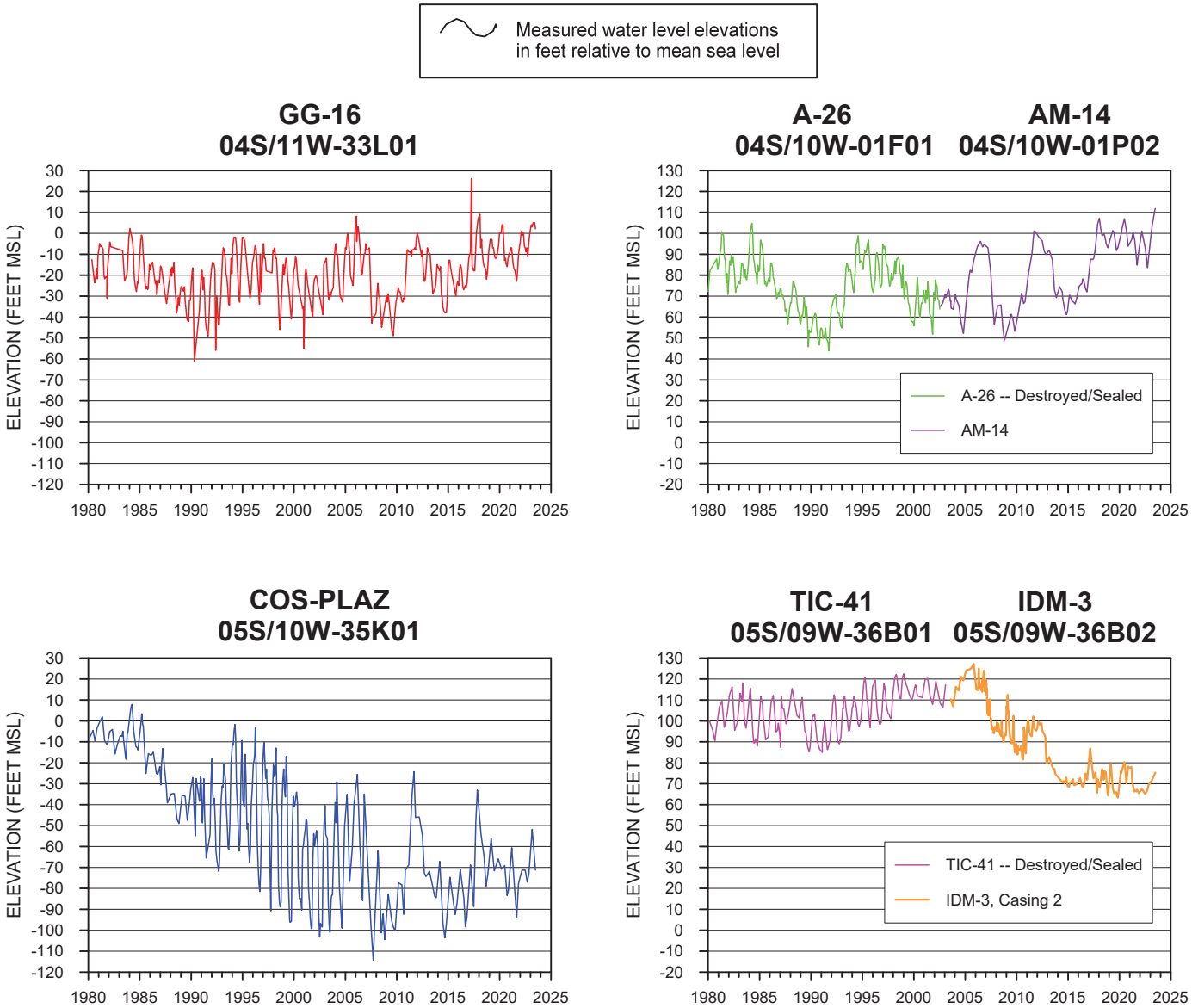

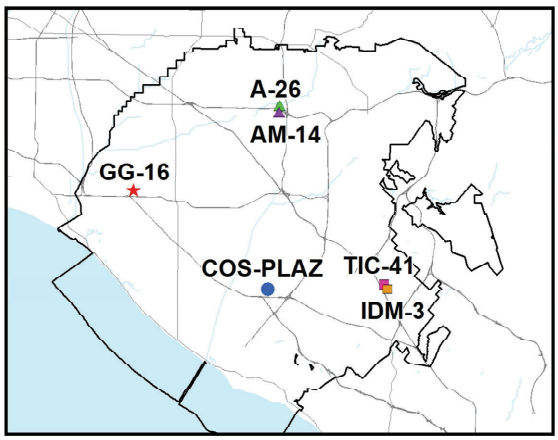

APPENDIX 1. 2022-23 Water Production Data

Groundwater Producer	Groundwater (AF)				Supplemental Water (AF)			Grand Total (AF)	Actual BPP Non-Irrigation [1] Only
	Non-Irrigation [1]		Irrigation Pumping	Total	Non-Irrigation Deliveries	Irrigation Deliveries	Total		
	Pumping	In-Lieu [2]							
Anaheim, City of [6]	15,482.1	-	-	15,482.1	36,572.9	-	36,572.9	52,055.0	29.7%
Buena Park, City of [6]	10,465.3	-	-	10,465.3	1,302.3	-	1,302.3	11,767.6	88.9%
East Orange County Water District	2.5	-	-	2.5	753.9	-	753.9	756.4	0.3%
County of Orange	103.5	-	-	103.5	59.1	-	59.1	162.6	63.7%
Fountain Valley, City of	7,854.8	-	-	7,854.8	-	-	0.0	7,854.8	100.0%
Fullerton, City of	15,469.5	-	-	15,469.5	5,058.1	-	5,058.1	20,527.6	75.4%
Garden Grove, City of [3,6]	16,136.2	-	-	16,136.2	3,641.7	-	3,641.7	19,777.9	81.6%
Golden State Water Company [6]	11,393.7	-	-	11,393.7	8,813.0	-	8,813.0	20,206.7	56.4%
Huntington Beach, City of	16,108.6	-	-	16,108.6	7,257.9	-	7,257.9	23,366.5	68.9%
Irvine Ranch Water District [3,4]	43,964.0	-	-	43,964.0	2,212.4	-	2,212.4	46,176.4	95.2%
La Palma, City of	1,610.2	-	-	1,610.2	4.1	-	4.1	1,614.3	99.7%
Mesa Water District [3]	14,777.9	-	-	14,777.9	9.8	-	9.8	14,787.7	99.9%
Newport Beach, City of	10,595.9	-	-	10,595.9	2,248.8	-	2,248.8	12,844.7	82.5%
Orange, City of [4]	18,390.1	-	-	18,390.1	4,374.3	-	4,374.3	22,764.4	80.8%
Orange County Water District [5]	1,558.0	-	-	1,558.0	-	-	0.0	1,558.0	100.0%
Santa Ana, City of [6]	22,674.2	-	-	22,674.2	7,894.3	-	7,894.3	30,568.5	74.2%
Seal Beach, City of	2,152.5	-	-	2,152.5	569.9	-	569.9	2,722.4	79.1%
Serrano Water District [4]	1,803.6	-	-	1,803.6	852.4	-	852.4	2,656.0	67.9%
Tustin, City of [3]	5,296.2	-	-	5,296.2	4,279.7	-	4,279.7	9,575.9	55.3%
Westminster, City of [6]	9,499.7	-	-	9,499.7	218.2	-	218.2	9,717.9	97.8%
Yorba Linda Water District [6]	14,239.7	-	-	14,239.7	2,318.7	-	2,318.7	16,558.4	86.0%
Total Major Groundwater Producers	239,578.2	0.0	0.0	239,578.2	88,441.5	0.0	88,441.5	328,019.7	73.0%
Other Producers	5096.3	-	535.5	5,631.8	-	-	-	5,631.8	
Total Amount	244,674.5	0.0	535.5	245,210.0	88,441.5	0.0	88,441.5	333,651.5	
Basin Production Percentage Overall									**73.3%**

[1] *Water classed as being used for purposes other than commercial agriculture.*

[2] *Imported MWD water purchased for domestic use to offset groundwater pumping.*

[3] *Agencies that participate in a groundwater water quality improvement project.*

[4] *Agencies that receive Santiago Creek native water above Villa Park Dam which are conveyed to users within OCWD. Such water, if delivered, is included within the classification of "Supplemental Water"*

[5] *Groundwater quantity reported herein is that quantity used by OCWD for purposes other than seawater intrusion barrier maintenance.*

[6] *These agencies participated in the MWD Long-Term Groundwater Storage Program for which groundwater was extracted and accounted for as supplemental water.*

APPENDIX 2. 2022-23 Groundwater Production — Non-Irrigation Use Production Over 25 Acre-feet

PRODUCER	AF	PRODUCER	AF
Alta Vista Country Club	168.5	Mesa Verde Country Club	280.1
Anaheim Cemetery	43.5	Mesa Water District	14,777.9
Anaheim, City of	15,482.1	Midway City Mutual Water Co.	127.7
Billy Casper Golf	193.0	Mile Square Golf Course	69.0
Buena Park, City of	10,465.3	Newport Beach Golf Course	102.3
Canyon RV Park	65.8	Newport Beach, City of	10,595.9
County of Orange	103.5	Old Ranch Country Club	319.9
DS Services of America, Inc.	158.1	Orange County Water District	1,557.9
Eastlake Village HOA	53.3	Orange, City of	18,390.1
Eastside Water Association	171.0	River View Golf	181.3
Fairhaven Memorial Park	136.5	Santa Ana Cemetery	51.7
Forest Lawn Memorial Park	120.3	Santa Ana Country Club	214.5
Fountain Valley, City of	7,854.8	Santa Ana, City of	22,674.2
Fullerton, City of	15,469.5	Seal Beach, City of	2,152.5
Garden Grove, City of	16,136.2	Serrano Water District	1,803.6
Golden State Water Company	11,393.7	SMCM Water Co.	63.5
Hargis and Associates, Inc.	57.1	The Boeing Company	156.3
Huntington Beach, City of	16,108.6	The Good Shepherd Cemetery	51.6
Hynes Estates, Inc.	71.2	The Lakes Master Association	59.6
Irvine Ranch Water District	43,964.0	Tustin, City of	5,296.2
Knott's Berry Farm	150.8	Westminster Memorial Park	277.5
La Palma, City of	1,610.2	Westminster, City of	9,499.7
Laguna Beach County Water District	450.4	Yorba Linda Country Club	298.9
Lockheed Martin Corp.	27.0	Yorba Linda Water District	14,239.7
Los Alamitos Race Course	161.9		
		Total	**243,857.9**

APPENDIX 3. 2022-23 Groundwater Production — Irrigation Use Production Over 25 Acre-feet

PRODUCER	AF
OG Citrus Pickers, Inc.	40.7
Orange County Produce	346.9
Treesap Farms, LLC	122.9
Total	**510.5**

APPENDIX 4. Non - Local Water Purchased by OCWD for Water Years 2003-04 through 2022-23

	Water Exchange		Talbert Barrier		Forebay Recharge		In-Lieu Program		SARCCUP	SAR Upstream Groundwater Projects		TOTAL
	Western Mun. WD	Alamitos Barrier	FV[1] OC32A	Mesa WD OC44B	Forebay Recharge	CUP[2] Recharge	CUP[2] In-Lieu	In-Lieu	Water Bank[3]	Arlington Desalter	SBVMWD	
Water Year	Purch. AF	Purch. AF	Purch. AF	Purch. AF	Purchase AF	Delivery AF	Delivery AF	Purch. AF	Delivery AF	Purch. AF	Purch. AF	Delivery and Purchase AF
2003-04	3,605.0	1,938.3	1,703.3	3,380.6	14,832.0	2,462.7	2,479.6	49,688.8	-	4,087.3	-	84,177.6
2004-05	-	1,914.9	2,451.8	8,368.6	3,810.8	-	15,021.1	54,596.1	-	567.5	-	86,730.8
2005-06	-	833.0[4]	1,079.9	5,431.1	7,256.7	-	15,452.9	73,763.1[5]	-	-	-	103,816.7
2006-07	1,745.0	534.1[4]	143.9	7,394.7	42,173.0	-	14,427.3	36,313.0	-	227.6	-	102,958.6
2007-08	2,882.4	1,505.7[4]	-	4,581.4	-	-	-	-	-	1,266.6	-	10,236.1
2008-09	3,663.5	2,094.2[4]	-	4,140.3	18,100.0	-	-	-	-	428.2	-	28,426.2
2009-10	-	1,321.9[4]	-	176.9	20,535.7	-	-	-	-	106.2	-	22,140.7
2010-11	-	1,689.1[4]	-	100.5	11,038.6	16,500.0	-	10,435.4	-	-	-	39,763.6
2011-12	-	1,198.7[4]	-	1.9	41,230.8	7,709.6	9,719.9	30,843.6	-	-	-	90,704.5
2012-13	-	1,721.8[4]	-	3.7	24,356.1	15,570.8	-	-	-	-	-	41,652.4
2013-14	-	2,370.2[4]	-	6.2	50,700.5	-	-	-	-	-	-	53,076.9
2014-15	-	2,236.3[4]	-	17.7	48,616.8	-	-	-	-	-	-	60,870.8[6]
2015-16	-	2,398.9[4]	-	7.0	45,118.0	-	-	-	-	-	-	47,523.9
2016-17	-	1,166.1[4]	-	7.8	48,918.1	-	-	-	-	-	-	50,092.0
2017-18	-	912.2[4]	-	18.4	66,113.5	-	-	73,108.6	-	-	-	140,152.7
2018-19	-	2,015.2[4]	-	20.1	40,344.9	-	-	-	-	-	-	42,380.2
2019-20	-	2,100.0[4]	-	2.0	18,098.2	-	-	9,354.7	-	-	-	29,554.9
2020-21	-	2,617.6[4]	1.3	15.7	-	-	-	-	2,000.0	-	-	4,634.6
2021-22	-	2,704.0[4]	-	14.1	22,982.1	-	-	-	-	-	-	25,700.2
2022-23	-	2,414.0[4]	-	3.6	16,865.0	-	-	-	-	-	-	19,282.6
Total	11,895.9	35,686.2	5,380.2	33,692.3	541,090.8	42,243.1	57,100.8	338,052.0	2,000.0	6,683.4	0	1,083,824.7

[1] Includes only imported water and excludes groundwater deliveries from Fountain Valley to OCWD.

[2] CUP is the multi-agency conjunctive use program (known as the MWD Long-Term Groundwater Storage Program or MWD CUP). Basin losses are excluded.

[3] Both EOS and imported water from MWD will be tracked in the SARCCUP water bank.

[4] Includes both MWD imported deliveries and supplemental recycled water deliveries.

[5] Includes 16,000 AF of 2005-06 MWD Supplemental Storage Program (i.e., "Super In-Lieu") water that was received as In-Lieu by the groundwater producers.

[6] Includes purchase of 10,000 AF of stored water from MWD CUP storage account at full-service untreated water rate in water year 2014-15.

APPENDIX 5. 2022-23 Water Resources Summary

	2022-2023 Water Year (AF)	2021-2022 Water Year (AF)	Change from last year to this year
SUMMARY OF BASIN CONDITIONS			
BASIN SUPPLIES			
Water Purchases from MWD (excludes In-Lieu)	16,865	22,982	-6,117
Water into MWD Storage Account (excludes In-Lieu)	0	0	0
SAR & Santiago Creek Flows[1]	313,265	127,168	186,097
GWRS AWPF Water to Forebay Recharge Basins	74,624	60,774	-13,850
GWRS AWPF Water to Mid-Basin Injection	7,516	7,807	-291
GWRS AWPF Water to Talbert Barrier	19,747	23,980	-4,233
Imported Water to Talbert Barrier (OC-44 & Fountain Valley)	25	14	11
Alamitos Barrier	2,414	2,704	-290
Incidental Recharge	23,921	20,449	3,472
Evaporation from Recharge Facilities	-3,449	-2,567	882
SAR Flow Lost to Ocean	-141,373	-16,390	-124,983
Total Groundwater Recharge	**313,555**	**246,921**	**66,634**
WATER PRODUCTION			
Groundwater Production	245,210	256,921	-11,711
MWD Storage Program Extractions	0	0	0
Total Groundwater Production	**245,210**	**256,921**	**-11,711**
BASIN STATUS			
Change in Groundwater Storage	69,000	-10,000	79,000
Change in Groundwater Storage excluding MWD Stored Water	69,000	-10,000	79,000
Accumulated Overdraft (AOD)	189,000	258,000	69,000
AOD without MWD Storage Program Water	189,000	258,000	69,000
IN-LIEU WATER			
OCWD In-Lieu Purchases	0	0	0
MWD In-Lieu Storage	0	0	0
Total In-Lieu	**0**	**0**	**0**
OTHER KEY INFORMATION			
1. Total Dissolved Solids of SAR below Prado Dam (mg/L)	656	646	10
2. Total Nitrogen of SAR below Prado Dam (mg/L)	1	4	-3
3. Total GWRS AWPF Production[2]	101,950	92,623	9,327
4. Green Acres Project	3,396	3,827	-431
5. Base Flow of Santa Ana River	67,753	71,141[3]	-3,388
6. Year-end Storage behind Prado Dam	1	0[3]	1
7. Year-end Storage in Recharge Facilities	21,250	10,876[3]	10,374
8. Total Artificial Recharge (percolation plus barriers)	289,632	226,472	63,159
9. Rainfall Measured at OCWD Field Headquarters (inches)	26	7	19
10. Annual Mean Temperature at Santa Ana Fire Station (°F)	65	67	-2

[1] *Accounts for storage to/from recharge facilities.*
[2] *Total includes deliveries to recharge basins, Talbert Barrier, MBI, Anaheim Canyon Power Plant and ARTIC*
[3] *These values were revised after the publication of 2021-22 Engineer's Report.*

APPENDIX 6. Typical Groundwater Extraction Facility Characteristics

PARAMETER	CHARACTERISTICS
Water System Pressure	62 psi
Load (Use) Factor	63%
Design Flow Rate	2,563 gpm
Annual Production	2,600 AF
Bowl Efficiency (minimum)	84%
Motor Horsepower	325 hp
Type Motor	Electric
Well Casing Diameters	16 – 20 inches
Type of Pump	Vertical Turbine
Depth of Well	1,052 feet
Depth of Bowls	278 feet
Total Dynamic Head	325 feet
Estimated Life	30 years
Annual Cost of Facilities[1]	$325,000

[1] Assuming $5,000,000 capital cost (including design and construction) with an interest rate of five percent amortized over a 30-year period and excluding the cost for land purchase.

APPENDIX 7. Values Used in Figure 6 For Water Rates for Non-Irrigation Use

Water Year	RA ($/AF)	Estimated Groundwater Production Cost[1,2] ($/AF)	MWD Treated Interruptible Rate (In-Lieu and Replenishment Water Programs)[2,3] ($/AF)	MWD Treated Uninterruptible Rate (Full Service)[2,3] ($/AF)
1989-90	45	119	136	231
1990-91	48	91	137	232
1991-92	51	100	156	263
1992-93	60	116	206	325
1993-94	67.5	124	257	389
1994-95	88	145	279	416
1995-96	85	140	294	440
1996-97	88	140	303	448
1997-98	91	141	303	455
1998-99	94	143	303	458
1999-00	100	150	303	459
2000-01	107	150	303	459
2001-02	117	162	303	459
2002-03	127	176	299	455
2003-04	149	203	301	460
2004-05	172	229	318	479
2005-06	205	258	337	494
2006-07	223	278	354	510
2007-08	237	296	382	538
2008-09	249	307	420	586
2009-10	249	308	501[4]	701
2010-11	249	310	602[4]	744
2011-12	254	315	633[4]	794
2012-13	266	330	-[5]	794
2013-14	276	334	-[5]	890
2014-15	294	349	-[5]	923
2015-16	322	386	-[5]	942
2016-17	402	473	-[5]	979
2017-18	445	513	-[5]	1,015
2018-19	462	529	-[5]	1,050
2019-20	487	557	-[5]	1,078
2020-21	487	555	-[5]	1,104
2021-22	509	581	-[5]	1,143
2022-23	544	620	-[5]	1,209
2023-24	624	720	-[5]	1,256
2024-25	688[3]	798	-[5]	1,380[4]

[1] *Includes RA plus energy cost to produce groundwater.*
[2] *Rate is rounded.*
[3] *Rate is proposed.*
[4] *Rate is estimated.*
[5] *This rate is no longer available because MWD terminated the Replenishment Program.*

2

AGENDA ITEM SUBMITTAL

Meeting Date: March 20, 2024

To: Board of Directors

From: John Kennedy

Staff Contact: R. Herndon

Budgeted: N/A
Budgeted Amount: N/A
Funding Source: N/A
Program/Line Item No.: N/A
Cost Estimate: N/A
General Counsel Approval: N/A
Engineers/Feasibility Report: N/A
CEQA Compliance: N/A

Subject: PUBLIC HEARING TO CONSIDER PETITIONS FOR EXEMPTION OF PAYMENT OF REPLENISHMENT ASSESSMENT AND BASIN EQUITY ASSESSMENT FROM CITIES OF ANAHEIM, ORANGE, SANTA ANA, EAST ORANGE COUNTY WATER DISTRICT, SERRANO WATER DISTRICT, AND YORBA LINDA WATER DISTRICT

SUMMARY

The cities of Anaheim, Orange, Santa Ana, East Orange County Water District, Serrano Water District, and Yorba Linda Water District submitted petitions formally requesting OCWD to exempt and/or provide credit for water "pumped to waste" from payment of the Replenishment Assessment (RA) and Basin Equity Assessment (BEA). The petitions cover water that is discharged to OCWD recharge facilities where it infiltrates into key aquifers of the groundwater basin. In the Staff Report contained in this submittal, staff provides its review of the petitions and recommendations in accordance with the OCWD Act.

Attachments:

- Affidavit of Publication of Public Hearing
- Petitions from Anaheim, Orange, Santa Ana, EOCWD, SWD, and YLWD
- Presentation

RECOMMENDATIONS

1. Find and determine that:
    a. "pump to waste" water produced from the wells specified in the Staff Report, owned by the cities of Anaheim, Orange, Santa Ana, East Orange County Water District, Serrano Water District, and Yorba Linda Water District is unsuitable for domestic use due to turbidity and/or bacteria;
    b. production of "pump to waste" water from said wells will not have an adverse effect on the groundwater supplies of the District; and
    c. facilities downstream of production wells, such as Anaheim's Linda Vista PFAS treatment system, are not a "water-producing facility" as defined in the OCWD Act and, therefore, water discharged from these downstream facilities is not subject to the provisions of the OCWD Act; and,

2. Exempt the "pump to waste" water produced from the wells specified in the Staff

Report, owned by the cities of Anaheim, Orange, Santa Ana, East Orange County Water District, Serrano Water District, and Yorba Linda Water District from payment of the replenishment assessment and basin equity assessment, in accordance with the recommended procedures in the Staff Report, retroactive to July 1, 2023.

STAFF REPORT

Background

When a groundwater well initially turns on, the stagnant water in the well casing is routinely "pumped to waste" for approximately 10-15 minutes as a precautionary measure before the water is pumped into the potable distribution system. This is a standard operating procedure for many wells to reduce sediment loading due to the initial surge from pump start-up. It can also reduce the potential for bacteriological detections. The pump to waste water is metered or estimated and typically discharged into a nearby storm drain. The OCWD Act requires that this groundwater is included in the producers' semi-annual pumping statements to OCWD and that the RA, and BEA if applicable, must be paid.

City of Anaheim wells 42, 43, 44, 52 and 58 are located next to the Anaheim Lake recharge basin. The pump to waste groundwater from all of these wells except well 58 is discharged into Anaheim Lake where it infiltrates into the aquifer system. Well 58 pump to waste discharges go to a storm drain leading to Carbon Canyon Diversion Channel and from there to the Santa Ana River which is used by OCWD for groundwater recharge. Anaheim has never paid the RA and BEA for this water based on its understanding that this water was exempt; however, Anaheim and OCWD staff have not been able to locate records indicating the necessary documents had been processed allowing for this situation.

In addition to the periodic pumping of its wells to Anaheim Lake, Anaheim has requested consideration for a $194,728 credit for its payment of the RA for 340 acre-feet (AF) of groundwater that was used to flush the newly-constructed Linda Vista PFAS treatment system and subsequently discharged to Anaheim Lake from May through November 2023. Although the source of the water used to flush the treatment system was groundwater from one or more Anaheim wells, the question remains as to whether this treatment system water is eligible for an exemption from payment of the RA. Staff addresses this question below following summaries of the petitions from the other groundwater producers.

The City of Orange operates eight existing wells (nos. 9, 19, 21 to 25, and 27) and plans to construct two new wells (28 and 29) that discharge or will discharge to portions of the Santa Ana River or Santiago Creek where OCWD recharges water. The estimated pump to waste groundwater discharge volume from these wells is 267 AF per year. Orange's Well 20 discharges to the Santa Ana River below Chapman Avenue where OCWD does not maintain the riverbed for recharge due to heavy equipment inaccessibility. Orange submitted a letter requesting the Board's consideration of exempting the groundwater pumped to waste from these wells from payment of the RA and BEA.

The City of Santa Ana submitted a letter requesting consideration for an RA/BEA exemption for “pump to waste” water for its three wells (nos. 27, 28, and 38) that discharge to the portion of Santiago Creek that OCWD uses for groundwater recharge.

East Orange County Water District (EOCWD) submitted a letter requesting consideration for an RA/BEA exemption for “pump to waste” water for its two wells (VanderWerff and East) that discharge to the portion of Santiago Creek that OCWD uses for groundwater recharge.

Serrano Water District (SWD) operates two wells (nos. 3 and 5) and is considering constructing one future well that discharge or will discharge “pump to waste” groundwater to a storm drain that leads to the portion of Santiago Creek that OCWD uses for recharge. SWD estimates approximately 10 AF per year are pumped to the storm drain. SWD submitted a letter to OCWD requesting Board consideration of exemption of the RA and BEA for groundwater pumped to waste from Wells 3 and 5 and a potential future well that would be constructed nearby.

Yorba Linda Water District (YLWD) operates ten wells (1, 5, 7, 10, 12, and 18 to 22) and plans a future well no. 23 that discharge or will discharge to either a portion of the Santa Ana River where OCWD recharges water or to OCWD’s Warner Basin recharge system. YLWD submitted a letter requesting consideration to exempt the groundwater pumped to waste from its wells from payment of the RA and BEA. The estimated volume of water pumped to waste is 115 AF per year.

Analysis

The OCWD Act requires that all groundwater pumped from a “water-producing facility,” typically a well, be subject to payment of the RA, and BEA if applicable. Only the Board of Directors via a Public Hearing process can waive these assessments after making certain findings. Section 38.1 of the OCWD Act provides language allowing the Board to exempt groundwater from payment of the RA and BEA if the Board finds:

> *“. . . that the water produced . . . is unsuitable for domestic or agricultural purposes,*
>
> *AND*
>
> *. . . production of such unsuitable water will have no adverse effects on the groundwater supplies of the District . . .”*

Based on information provided by the petitioning agencies, it is staff’s understanding that the groundwater pumped to waste from wells during start-up often exceeds turbidity and potentially bacteriological standards making it unsuitable for discharge into the potable system. In addition, it is staff’s understanding that the groundwater pumped to waste from the petitioning agencies’ wells is discharged to recharge facilities used by OCWD to replenish the groundwater basin such that there is no net reduction to groundwater in the basin.

Based on the above, staff concludes that there is adequate information supporting the petitioners’ requests that the discharge water may be exempted from the RA and BEA in accordance with Section 38.1 of the OCWD Act for the following wells:

Petitioner	35 Wells Recommended for Exemption
City of Anaheim	42, 43, 44, 52, and 58
City of Orange	9, 19, 21, 22, 23, 24, 25, 27, and future wells 28 and 29
City of Santa Ana	27, 28, and 38
East Orange County Water District	VanderWerff and East
Serrano Water District	3 and 5, and one future well
Yorba Linda Water District	1, 5, 7, 10, 12, 18, 19, 20, 21, 22, and future wells 23 and 24

As to the requests for RA/BEA exemption and/or credit made by City of Anaheim and YLWD for water discharged from their respective PFAS treatment systems [YLWD subsequently revised its petition to only its wells], these facilities are not "water-producing facilities" (wells) as defined in the OCWD Act[1]. These facilities are *downstream* of the wells and groundwater flow meters where the OCWD Act provisions apply. Because water discharged from these non-[ground]water-producing facilities is not subject to payment of the RA or BEA, there is no provision to exempt such water under the OCWD Act. Staff suggests below an alternative approach to administering necessary PFAS system water discharges.

OCWD staff understands that initial flushing of a PFAS treatment system to achieve stable and acceptable water quality is a normal activity during system construction and commissioning. As such, the cost of the RA for groundwater used for the initial flushing may be considered a reimbursable capital cost under the PFAS Treatment Program Agreement between OCWD and participating producers. As the PFAS treatment systems have and will become operational, their normal operation and maintenance may occasionally require the discharge of water to storm drains or other conveyances which may or may not lead to an OCWD's recharge facility. Regardless of the ultimate fate of these discharges, the cost of these necessary water discharges can be included in the producers' annual PFAS O&M costs.

[1]The OCWD Act defines "water-producing facility" as "any device or method, mechanical or otherwise, for the production of water from the groundwater supplies within said district."

Recommended Procedures for “Pump to Waste” Water for Exempted Wells

1. Pump to waste discharges from each well shall be metered or estimated and reported on the producers’ semi-annual well production statements, and the pump to waste discharges will be excluded from the total production that is assessed the RA and BEA.

2. Well pump to waste discharges lasting more than 12 hours shall be coordinated at least two days in advance with OCWD Forebay Recharge Operations to minimize impacts to recharge operations.

3. Well pump to waste discharges lasting more than 48 hours shall be sampled and analyzed by the well owner for appropriate water quality parameters at a representative frequency during the discharge period. The analytical data shall be provided to OCWD within 30 days of the discharge. OCWD will review the analytical data to determine whether the discharge water quality meets the unsuitability criterion for eligibility for RA/BEA exemption.

PRIOR RELEVANT BOARD ACTIONS:

2/21/24, M24-20 – Receive and file petitions for RA/BEA exemption from cities of Anaheim, Orange, and Santa Ana; EOCWD, SWD, and YLWD; receive and file staff report evaluating the petitions; schedule a Public Hearing on March 20, 2024, in accordance with Section 38.1 of the OCWD Act.

4/15/20, R20-4-54 – Approve PFAS treatment facilities and program agreement with groundwater producers.

1/22/20, R20-1-12 – Approve modifications to the PFAS Program Policy.

11/20/19, M19-147 – Approve PFAS program policy to assist groundwater producers with treatment groundwater to remove PFAS (with the BEA exemption policy principle removed).

THE ORANGE COUNTY REGISTER
The Orange County Register
1920 Main Street, Suite 209
Irvine, California 92614
(714) 796-7000

0011652360

Orange County Water District
18700 Ward Street
Fountain Valley, California 92708

PROOF OF PUBLICATION
(2015.5 C.C.P.)

STATE OF CALIFORNIA
County of Orange

I am a citizen of the United States and a resident of the County aforesaid; I am over the age of eighteen years, and not party to or interested in the above-entitled matter. I am the principal clerk of the printer of The Orange County Register, a newspaper of general circulation, printed and published in the City of Irvine*, County of Orange, and which newspaper has been adjudged a newspaper of general circulation by the Superior Court of County of Orange, State of California, under the date of November 19, 1905, Case No.A-21046. The notice, of which the annexed is a printed copy (set in type not smaller than nonpareil), has been published in each regular and entire issue of said newspaper and not in any supplement thereof on the following dates, to wit:

03/02/2024

I certify (or declare) under the penalty of perjury that the foregoing is true and correct.

Dated at Irvine, California

On this 2nd day of March, 2024.

Sandra Campos

Signature

ORANGE COUNTY WATER DISTRICT NOTICE OF PUBLIC HEARING REGARDING CITIES OF ANAHEIM, ORANGE, AND SANTA ANA, EAST ORANGE COUNTY WATER DISTRICT, SERRANO WATER DISTRICT, AND YORBA LINDA WATER DISTRICT PETITIONS FOR EXEMPTION OF PAYMENT OF REPLENISHMENT ASSESSMENT AND BASIN EQUITY ASSESSMENT

PLEASE TAKE NOTICE, that, pursuant to Section 38.1 of the Orange County Water District Act, the Board of Directors of the Orange County Water District will hold a public hearing on Wednesday, March 20, 2024 at 5:30 P.M., or as soon thereafter as the matter may be heard, in the office of the Orange County Water District*, 18700 Ward Street, Fountain Valley, California.

PLEASE TAKE FURTHER NOTICE, that the hearing is for the purpose of determining whether the cities of Anaheim, Orange, and Santa Ana, East Orange County Water District, Serrano Water District, and Yorba Linda Water District's water "pumped to waste" that is discharged to OCWD recharge facilities where it infiltrates into key aquifers of the groundwater basin meet the eligible criteria for exemption from payment of the Replenishment Assessment (RA) and Basin Equity Assessment (BEA).

* As a convenience for the public, OCWD will hold this Public Hearing by Zoom webinar as well as in person in the District Boardroom. Persons wishing to attend and participate in this Public Hearing may do so by in person attendance, telephonically by dialing (213) 338 8477, or virtually via internet remote access at https://ocwd.zoom.us/j/87881361298. Since this is an in-person meeting and the Zoom component is not required, but rather is being offered as a convenience, if there are technical issues during the meeting, this Hearing will continue and will not be suspended.

The Orange County Register
Published: 3/2/24

PETITIONS FROM

CITY OF ANAHEIM

CITY OF ORANGE

CITY OF SANTA ANA

EAST ORANGE COUNTY WATER DISTRICT

SERRANO WATER DISTRICT

YORBA LINDA WATER DISTRICT

City of Anaheim
PUBLIC UTILITIES DEPARTMENT
Administration

October 17, 2023

Mr. Mike Markus, General Manager
Orange County Water District
18700 Ward Street
Fountain Valley, CA 92708

Subject: Replenishment Assessment and Basin Equity Assessment Exemption Request

Dear Mr. Markus,

The City of Anaheim Public Utilities Department (APU) appreciates the partnership with the Orange County Water District (OCWD) on groundwater treatment project at nine well sites necessary to remove PFAS from water serving Anaheim retail customers. At the Linda Vista Complex, a portion of the groundwater being charged to APU is being pumped directly into Anaheim Lake, which results in APU paying for water that is not serving retail customers and therefore unable to recover the associated costs. After consulting with OCWD staff, APU is requesting an exemption from the OCWD Replenishment Assessment (RA) and Basin Equity Assessment (BEA) for groundwater discharged into Anaheim Lake.

Specifically, APU Wells Nos. 42, 43, 44, 52 and 58 (Wells) and the Linda Vista groundwater treatment facility are pumping a portion of the groundwater directly into Anaheim Lake (Attachment 1) during operation, maintenance, rehabilitation, or repair activities. By mutual understanding of APU and OCWD, the groundwater pumped directly into Anaheim Lake historically has not been reported on previous RA statements.

During the RA statement period including January 1, 2023 through June 31, 2023, some groundwater from the Wells was pumped through the newly constructed groundwater treatment system at the Linda Vista Complex to flush the system. This flushing water was discharged from the treatment system to OCWD's existing 72-inch pipe which then discharges into Anaheim Lake. Since this water passed through the production meters at each of the Wells prior to flushing the treatment system, this water was recorded and the RA was paid by APU for 261.2 AF of groundwater (Attachment 2).

APU therefore respectfully requests OCWD Board of Directors consideration of the following:

i. An exemption from the RA and BEA for groundwater discharged directly into Anaheim Lake from the Wells or from the recently installed groundwater treatment system; and

ii. Consideration of a credit for the RA APU paid on the groundwater pumped to flush out the treatment system and discharged to Anaheim Lake during the RA statement period from January 1, 2023 through June 31, 2023, totaling $145,749.60 for 261.2 AF.

201 S. Anaheim Blvd.
Suite #1101
Anaheim, CA 92805
Tel: (714) 765-5173
www.anaheim.net

APU thanks OCWD for your assistance throughout the groundwater treatment project, and would appreciate the OCWD Board of Directors' consideration of this request.

Sincerely,

Dukku Lee
General Manager
Anaheim Public Utilities

Attachments

c: OCWD Board of Directors
John Kennedy, OCWD Executive Director of Engineering and Water Resources
Craig Parker, APU Assistant General Manager, Water Services
Philip Bogdanoff, APU Engineering Manager, Water Planning and Resources

ATTACHMENT 1 - APU'S LINDA VISTA WELLS AND TREATMENT FACILITY

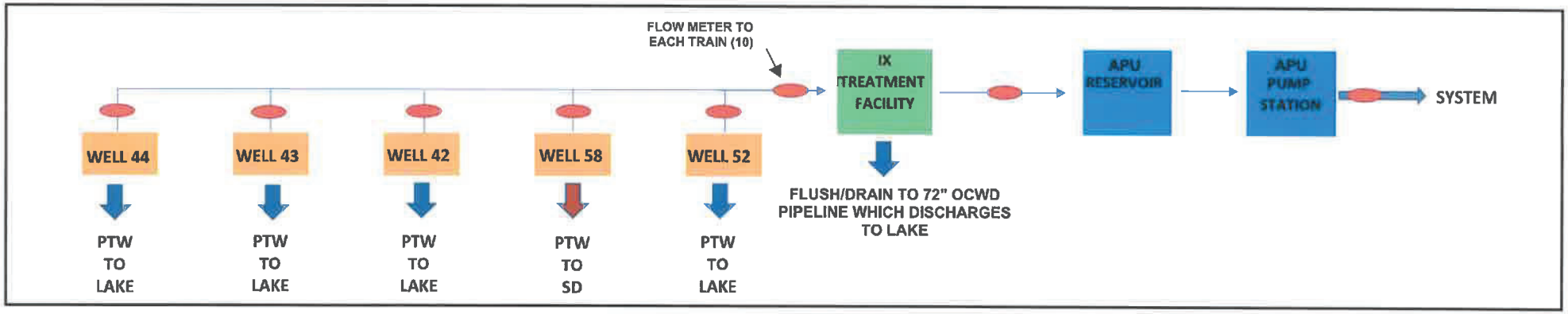

FLOW METER LOCATION

PTW - PUMP TO WASTE

LAKE - ANAHEIM LAKE

Herndon, Roy

From: Kennedy, John
Sent: Monday, February 5, 2024 11:01 AM
To: Herndon, Roy
Cc: Olsen, Chris
Subject: FW: Linda Vista Flushing to Anaheim Lake - RA Exemption
Attachments: LV Well Production to be deducted for RA period July-Dec 2023.pdf; Anaheim RA Exemption Request - Oct 2023.pdf

FYI - Not sure if I forwarded this to you.

John Kennedy
General Mananger
Orange County Water District
18700 Ward Street, Fountain Valley, CA 92708
Office: (714) 378-3304
Fax: (714) 378-3373
Email: jkennedy@ocwd.com

From: Philip Bogdanoff <PBogdanoff@anaheim.net>
Sent: Wednesday, January 24, 2024 2:33 PM
To: Kennedy, John <jkennedy@ocwd.com>
Subject: Linda Vista Flushing to Anaheim Lake - RA Exemption

John,

Congratulations on the GM position! Well deserved. I wish you the best of luck.

I am checking in to see if you have any updates on the RA Exemption for Anaheim and the other qualifying Producers. Last time we talked, OCWD was waiting on formal request from the other Producers. Can you give us an update at your convenience?

Also, per Anaheim's October 17, 2023 letter (attached), we are requesting a credit for the flush water that was directed back to Anaheim Lake but was previously paid as part of previous RA statements. Anaheim's Oct letter only included flush water for RA period Jan-June 2023. Since we will be remitting payment for the July-Dec 2023 period in the next few days. we would like to request that the flush water for this period also be included in our request for credit. Please let me know if the attached July-Dec 2023 document is sufficient for OCWD's documentation or if you require additional information.

Thank you,

Philip

Philip Bogdanoff, PE
Water Engineering Manager
714.765.4420
pbogdanoff@anaheim.net

ATTACHMENT 2

CITY OF ANAHEIM PUBLIC UTILITIES DEPARTMENT
PRODUCTION OF WELL NOS. 44, 52, AND 58 TO BE DEDUCTED FROM RA
FOR PERIOD JANUARY 1, 2023 THROUGH JUNE 30, 2023

Portion of May 2023 production of Well Nos. 44, 52, And 58 to be deducted from RA

	Meter Reading Unit	Meter Reading Beginng of May	Meter Reading End of May	5/1/23 - 5/31/23 Production (Gallon)	5/1/23 - 5/31/23 Production (AF)
Well 44	1,000 Gallons	0	15,090	15,090,000	**46.3**
Well 52	10 Gallons	702,814,386	705,052,405	22,380,190	**68.7**
Well 58	1,000 Gallons	0	20,958	20,958,000	**64.3**
Total				58,428,190	**179.3**

All production from Well Nos. 44, 52, and 58 in May 2023 was only used to flush the new Ion Exchange Treatment System (IX System) and piping, and flowed back to Anaheim Lake

Portion of Production to be deducted (AF)	**179.3**

Portion of June 2023 production of Well Nos. 44, 52, and 58 to be subtracted from RA

Production from June 1 - June 9 was only used to flush the IX System and flowed back to Anaheim Lake
Well Flow Meter Reads were not recorded during this flushing period (June 1 - June 9). Influent flow meters registering flows from wells to filtration trains of the IX System were read and recorded as follows:

Train[1]	June 1-3 (Gallon)[2]	Meter Reading Beginning of June 4 (Kgal)	Meter Reading End of June 9 (Kgal)	6/1/23 - 6/9/23 Flushed to Anaheim Lake (Gallon)	6/1/23 - 6/9/23 Flushed to Anaheim Lake (AF)
Train #5	594,000	6,643	8,653	2,604,000	**8.0**
Train #6	594,000	5,985	8,066	2,675,000	**8.2**
Train #7	594,000	5,124	9,278	4,748,000	**14.6**
Train #8	594,000	7,903	23,973	16,664,000	**51.1**
Total				26,691,000	**81.9**

[1]The IX System consists of 10 filtration trains and each train has an influent meter. Train #s 1-4 and #s 9 and 10 were not in operation during the statement period.

[2]Influent Meter Reads were not recorded from June 1 to June 3. The total flows from June 1 to June 3 were estimated using the influent flow rate to each filtration train and multiplied by number of run hours/day for June 1 through June 3. (i.e. 550 gpm/train x 6 hours/day x 3 days = 594,000 gallons/train)

Portion of Production to be deducted (AF)	**81.9**

Total portion of production from Well Nos. 44, 52, and 58 to be deducted from RA for period from Jan. 1, 2023 to Jun. 30, 2023 [PENDING APPROVAL BY OCWD]

	May	*June 1 - June 9* [1]	Total Production To Be Deducted (AF)
Well 44	46.3	4.2	50.5
Well 52	68.7	35.0	103.7
Well 58	64.3	42.8	107.1
Total	179.3	81.9	**261.2**

[1]The total June 1st through 9th production (i.e. 81.9 af) to be deducted was distributed to Well Nos. 44, 52, and 58 proportional to their total productions for June 2023.

Total Portion Of Production To Be Deducted From RA And Credited Back To Anaheim For Period July 1, 2023 To December 31, 2023

Month	Total Production To Be Deducted* (AF)	Total RA ($624/AF) To Be Credited Back
August	0.4	$220.33
September	11.3	$7,041.98
October	35.9	$22,401.92
November	31.0	$19,314.55
Total	**78.5**	**$48,978.77**

*See attached backup for detail.

Portion Of Linda Vista (LV) Well Production Used To Flush LV IX System and Discharged To Anaheim Lake For Period July 1, 2023 To December 31, 2023

August 2023

Date	Discharged to Lake* (Gallons)	Discharge to Lake (AF)
8/22/2023	40,500	0.12
8/23/2023	32,100	0.10
8/24/2023	12,654	0.04
8/28/2023	13,700	0.04
8/30/2023	16,100	0.05
Total	115,054	0.4

* Contractor estimated/provided volume of GW used to flush IX system (Bank #s 1 & 2) and discharged to Anaheim Lake.

September 2023

Date	Discharge to Lake* (Gallons)	Discharge to Lake (AF)
9/1/2023	18,100	0.06
9/5/2023	8,200	0.03
9/12/2024	189,000	0.58
9/14/2024	3,462,000	10.62
Total	3,677,300	11.3

* Contractor estimated/provided volume of GW used to flush IX system (Bank #s 1 & 2) and discharged to Anaheim Lake.

October 2023

Date	Discharge to Lake* (Gallons)	Discharge to Lake (AF)
10/11/2023	355,400	1.09
10/12/2023	270,000	0.83
10/13/2023	414,450	1.27
10/14/2023	4,158,368	12.76
10/14/2023	6,500,000	19.95
Total	11,698,218	35.9

* Contractor estimated/provided volume of GW used to flush IX system (Train #s 1 through 4) and discharged to Anaheim Lake.

November 2023

Date	Discharge to Lake* (Gallons)	Discharge to Lake (AF)
Nov-23	10,086,000	31.0

* Contractor estimated/provided volume of GW used to flush IX system during resin loading and discharged to Anaheim Lake.

Note: No IX system flushing occurred in July 2023 and December 2023

CITY OF ORANGE

PUBLIC WORKS DEPARTMENT

ENGINEERING DIVISION
(714) 744-5544
FAX: (714) 744-5573

MAINTENANCE DIVISION
(714) 532-6480
FAX: (714) 532-6444

TRAFFIC DIVISION
(714) 844-5540
FAX: (714) 744-5573

WATER DIVISION
(714) 288-2475
FAX: (714) 744-2973

November 21, 2023

John Kennedy, General Manager
Orange County Water District
18700 Ward Street
Fountain Valley, CA 92708

RE: Replenishment Assessment (RA) Exemption – Groundwater Pumping to Waste

Dear Mr. Kennedy:

The City of Orange appreciates the partnership with the Orange County Water District (OCWD) on groundwater production and treatment projects. Thank you for including the City of Orange in the petition for RA Exemption pursuant to Section 38.1 of the 2005 OCWD Act.

The City currently has 10 existing wells and 2 future wells for the exclusive purpose of providing potable drinking water to the citizens of Orange. Depending on the water demand, these wells are being turned on and off frequently. During start-up, the well is pumped to waste to clear out the stagnant/low quality water in the well casing. When the well is turned off, the waste valve is again opened to protect the piping from the effect of water hammer. The total pump to waste time for each turn-on/turn-off cycle is approximately 10 minutes. The "pump to waste" water travels through the storm drain system into an OCWD recharge facility where it percolates back into the groundwater basin. Specifically, Orange Wells No. 9, 19, 20, 21, and 29 (future well) discharge into the Santa Ana River. Orange Wells No. 22, 23, 24, 25, 27, and 28 (future well) discharge into the Santiago Creek. Orange Well 26 is the only well that does not discharge into an OCWD facility. A drainage path map detailing the flow path of water pump to waste is included for your reference (Attachment 1). The annual estimate for "water pump to waste" into OCWD facilities is 289 AF (Attachment 2).

The City therefore respectfully requests OCWD Board of Directors consideration for exemption of payment, all fees, and penalties (RA, BEA, and interest) associated with the water pumping to waste during the start-up and shutdown of Orange's production wells.

If there is further information needed by OCWD, please do not hesitate to contact the City at (714) 288-2475.

Sincerely,

Sonny Tran, PE
Assistant Water Manger

Cc: Roy Herndon, OCWD Chief of Hydrogeology
Jose Diaz, City of Orange Water Manager
Christopher Cash, City of Orange Public Works Director

City of Orange Estimate Annual Water Pump to Waste

Well No.	Pump Capacity (GPM)	Discharge Location	Pump to Waste Time (min)	Annual Pumping (AF)
9	1200	Santa Ana River	10	13.4
19	2000	Santa Ana River	10	22.4
~~**20**~~	~~2000~~	~~Santa Ana River~~	~~10~~	~~22.4~~
21	2500	Santa Ana River	10	28.0
22	2000	Santiago Creek	10	22.4
23	1500	Santiago Creek	10	16.8
24	2100	Santiago Creek	10	23.5
25	2400	Santiago Creek	10	26.9
~~**26**~~	~~2900~~	~~Winterburg Channel~~	~~10~~	~~32.5~~
27	3100	Santiago Creek	10	34.7
28	3500	Santiago Creek	10	39.2
29	3500	Santa Ana River	10	39.2
Total			100	266.6

[Well discharge drainage maps provided in City of Orange's petition are not included in this Board packet but are available for public review upon request]

MAYOR
Valerie Amezcua
MAYOR PRO TEM
Thai Viet Phan
COUNCILMEMBERS
Jessie Lopez
Phil Bacerra
Johnathan Ryan Hernandez
David Penaloza
Benjamin Vazquez

ACTING CITY MANAGER
Tomas Hatch
CITY ATTORNEY
Sonia R. Carvalho
CITY CLERK
Jennifer L. Hall

CITY OF SANTA ANA
PUBLIC WORKS AGENCY
20 Civic Center Plaza • P.O. Box 1988
Santa Ana, California 92702
www.santa-ana.org

February 14, 2024

Roy Herndon, P.G., C.HG
Chief Hydrogeologist
Orange County Water District
18700 Ward Street
Fountain Valley, CA 92708

Pump to Waste Exemption for City of Santa Ana

Dear Mr. Herndon:

For your consideration, the City of Santa Ana is petitioning for its water wells to be reviewed and exempted, and/or qualify for credit for water "pumped to waste" per the Replenishment Assessment (RA) and Basin Equity Assessment (BEA). I have attached a map highlighting the locations of Santa Ana's groundwater wells and the bodies of water into which pump to waste water is discharged. Please let me know if the following wells qualify for being exempt from RA and BEA for pump to waste and/or if any additional wells on the attached map qualify:

Wells that pump to waste to the Santiago Creek

a. Well 27
b. Well 28
c. Well 38

Should you have any questions, please contact me at afernandez@santa-ana.org or (714) 647-3516.

Sincerely,

Armando Fernandez, P.E.
Principal Civil Engineer

SANTA ANA CITY COUNCIL

Valerie Amezcua
Mayor
vamezcua@santa-ana.org

Thai Viet Phan
Mayor Pro Tem, Ward 1
tphan@santa-ana.org

Benjamin Vazquez
Ward 2
bvazquez@santa-ana.org

Jessie Lopez
Ward 3
jessielopez@santa-ana.org

Phil Bacerra
Ward 4
pbacerra@santa-ana.org

Johnathan Ryan Hernandez
Ward 5
jryanhernandez@santa-ana.org

David Penaloza
Ward 6
dpenaloza@santa-ana.org

Y:\Jobs_g8w\Jobs-WW-1400s\W1424 Santa Ana FOG\GIS\Maps\NPDES\Figure 1. Wells.mxd

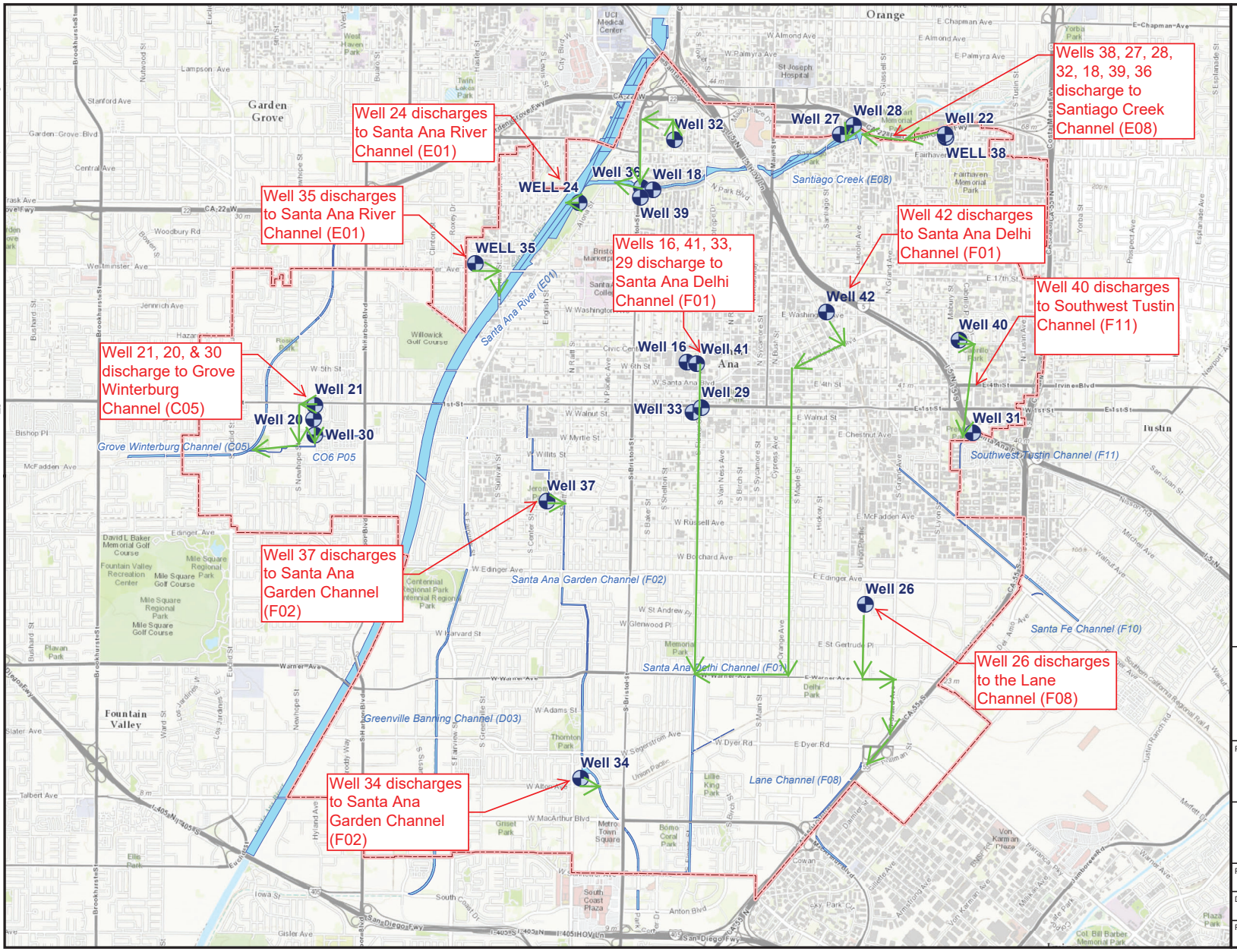

LEGEND

- Well
- Waterways
- City Boundary
- Well Flow

Channel	Watershed
Santiago Creek	Santa Ana River
Grove Winterburg Channel	Anaheim Bay
Santa Ana Gardens	Newport Bay
Santa Ana River	Santa Ana River
Southwest Tustin	Newport Bay
F-1 Channel	Santa Ana River
F08/Lane Channel	Newport Bay

Base Map: Esri Topographic Map

0 1,875 3,750 7,500 Feet

N

Project

City of Santa Ana
Water Project

CITY OF SANTA ANA WELL DISCHARGE CHANNELS

Prepared By	File Number	
EEC	Wells Discharge Path	
Date		Figure
September 15, 2018		1
PE/PG	PM	Drafter
----	----	FF

EAST ORANGE COUNTY WATER DISTRICT

185 N. McPherson Rd.
Orange, Ca 92869
P: 714-538-5815
F: 714-538-0334
eocwd.com

BOARD OF DIRECTORS

Douglass S. Davert
President

George A. Murdoch
Vice President

John Nielsen
Director

John L. Sears
Director

Marilyn T. Thoms
Director

David A. Youngblood, P.E.
General Manager

February 14, 2024

Roy Herndon
Orange County Water District
18700 Ward Street
Fountain Valley, CA 92708

SUBJECT –Petition for Exemption from Replenishment Assessment for Pump to Waste

Dear Mr. Herndon;

The East Orange County Water District (EOCWD) is petitioning to get an exemption from the Replenishment Assessment for well water that is pumped to waste for our two wells. This water is pumped to the Santiago Creek where it can recharge the groundwater basin.

The attached graphic (Exhibit A) depicts the well locations, the route of the storm drain, and the point of discharge in the Santiago Creek.

Our wells have been off since 2019 so we have recent pump history. Based on the design of the wells we anticipate that the pump to waste volume will be on the order of 10 acre-feet per year.

If you need any additional information on this request, please contact me at dyoungblood@eocwd.com or at (714) 538-5815

Thank you for your assistance.

David Youngblood, PE
General Manager

EXHIBIT A


VDW Well
East Well
Discharge
E Chapman Ave
E Pearl Ave
N Loretta Dr
N Malena Dr
N Sacramento St
N Mitford Rd
S25
55

18021 EAST LINCOLN STREET
VILLA PARK, CA 92861-6446
714-538-0079

Directors
Brad Reese, President
Frank O. Bryant, Vice President
Jerry L. Haight
Greg Mills
Mike Pelly

Jerry Vilander, General Manager

December 13th, 2023

John Kennedy
Orange County Water District
18700 Ward Street
Fountain Valley, CA 92708

RE: Replenishment Assessment (RA) Exemption - Groundwater Pumping to Waste

Dear Mr. Kennedy:

The Serrano Water District (SWD) appreciates the partnership with the Orange County Water District (OCWD) on groundwater production and treatment projects. Thank you for including SWD in the petition for RA Exemption pursuant to Section 38.1 of the 2005 OCWD Act. Serrano Water District currently has 2 existing wells and 1 potential future well for the exclusive purpose of providing potable drinking water to the customers of SWD. Depending on the water demand, these wells are being turned on and off frequently. During start-up, the well is pumped to waste to clear out the stagnant/low quality water in the well casing. When the well is turned off, the waste valve is again opened to protect the piping from the effect of water hammer. The total pump to waste time for each tum-on/tum-off cycle is approximately 10 minutes. The "pump to waste" water travels through the storm drain system into an OCWD recharge facility (Bond Pits) where it percolates back into the groundwater basin. Approximately 10 AF yearly. Serrano Water District therefore respectfully requests OCWD Board of Directors consideration for exemption of payment, all fees, and penalties (RA, BEA, and interest) associated with the water pumping to waste during the start-up and shutdown of SWD's production wells. Further information needed by OCWD, please do not hesitate to contact me at (714) 538-0079.

Sincerely,

Jerry Vilander. General Manager

CC: Roy Herndon, OCWD Chief of Hydrogeology

Bond Basin
(Santiago Basins)

Estimate Annual Water Pump to Waste

Serrano Water District

Well No.	Pump Capacity (GPM)	Discharge Location	Pump to Waste Time (min)	Annual Pumping (AF)
3	1000	Santa Ana River	10	3.1
5	2000	Santa Ana River	10	6.1
Total			20	9.2

March 6, 2024

John Kennedy, General Manager
Orange County Water District
8700 Ward Street
Fountain Valley, CA 92708

RE: Replenishment Assessment (RA) Exemption - Groundwater Pumping to Waste

Dear Mr. Kennedy:

The Yorba Linda Water District (District) values the partnership with the Orange County Water District (OCWD) on groundwater production and treatment projects. We appreciate the opportunity to be included in the petition for RA Exemption pursuant to Section 38.1 of the 2005 OCWD Act.

The District currently has 10 existing wells and will be installing two additional wells for the exclusive purpose of providing potable drinking water to our customers in the cities of Yorba Linda, and portions of Placentia, Brea and unincorporated areas of Orange County. To maintain the excellent quality of water served to our customers, we are required to pump water to waste from our wells. Depending on the water demand, our wells are turned on and off frequently and water is pumped to waste in the process. During start-up, a well is pumped to waste to clear out the stagnant/low quality water in the well casing. When a well is turned off, the waste valve is again opened to protect the piping from the effect of water hammer. The total pump to waste time for each cycle is approximately 13 minutes but may increase if a well has been out of service for maintenance. The "pump to waste" water travels either directly into the OCWD recharge facilities or through a storm drain system to the OCWD recharge facilities, where the water percolates back into the groundwater basin. The discharge points into OCWD's recharge facilities are as follows:

Well Number	***OCWD Recharge Facility Discharge Point***
1, 5, 7, 10, 12, 18, 19 and Future 24	Santa Ana River at Upper Five Coves Basin
20 and 21	Conrock Basin
22	Huckleberry Basin
Future 23	Warner Basin

Drainage path maps detailing the flow path of water pumped to waste are included in the enclosed Exhibits 1 and 2. The annual estimate for water pumped to waste into OCWD facilities is 115 Acre-Feet.

The District respectfully requests the OCWD Board of Directors consideration for exemption of payment, all fees, and penalties (RA, BEA, and interest) associated with the water pumped to waste during the start-up and shutdown of the District's existing and two future production wells.

Sincerely,

R. Mark Toy
General Manager

Enc: EXHIBIT 1 - YLWD Wells Nos. 1, 5, 7, 10, 12, 18, 19 and Future Well 24
EXHIBIT 2 - YLWD Offsite Wells Nos. 20, 21, 22 and Future Well 23

CC: Roy Herndon, OCWD Chief of Hydrogeology
Douglass Davert, YLWD Assistant General Manager
Rosanne Weston, YLWD Engineering Manager
John DeCriscio, YLWD Operations Manager
Delia Lugo, YLWD Finance Manager

RW/aa

EXHIBIT 1 - YLWD Wells Nos. 1, 5, 7, 10, 12, 18, 19 and Future Well No. 24
YLWD's Headquarters Onsite Wells (Nos. 1, 5, 7, 10, 12, 18 and 19 and future Well No. 24) pump to waste discharge through private storm drain system to OCPW's storm drain system and to Santa Ana River at Upper Five Coves Basin.
YLWD HQ
MIRALOMA AVE.
LEAVERTON CT.
LAS BRISAS PL.
VAN BUREN AVE.
RICHFIELD RD.
JEFFERSON ST.
CORONADO ST.
LA PALMA AVE.
LA PALMA AVE.
WARNER BASIN
CONROCK BASIN
FOSTER-HUCKLEBERRY BASIN

LA PALMA BASIN
LA PALMA AVE.
CARBON CREEK DIVERSION CHANNEL
OLIVE BASIN

CARBON CREEK DIVERSION CHANNEL
OFF-RIVER SYSTEM
SANTA ANA RIVER CHANNEL
UPPER FIVE COVES BASIN

EXHIBIT 2 - YLWD Offsite Wells Nos. 20, 21, 22 and Future Well 23, Pump to Waste at Warner, Conrock and Foster-Huckleberry Basins
YLWD HQ
MIRALOMA AVE.
RICHFIELD RD.
FEE ANA ST.
LA PALMA AVE.
WELL NO. 21
FUTURE WELL NO. 23
WELL NO. 22
RICHFIELD RD.
FOSTER-HUCKLEBERRY BASIN
CONROCK BASIN
WARNER BASIN
WELL NO. 20

Cities of Anaheim, Orange, and Santa Ana, East Orange County WD, Serrano WD, and Yorba Linda WD Petitions for RA and BEA Exemption

Public Hearing, Board of Directors Meeting

March 20, 2024

ORANGE COUNTY WATER DISTRICT

SINCE 1933

Background

- Anaheim, Orange, Santa Ana, East Orange County WD, Serrano WD, and Yorba Linda WD have requested RA/BEA exemptions or credits for well water discharged to facilities OCWD uses for recharge
- Anaheim and Yorba Linda WD also requested exemptions or credit for PFAS treatment system “flushing” water discharged to recharge facilities [YLWD rescinded its request]
- 30 existing and 5 future wells pump to waste during start-up to reduce turbidity and risk of bacteriological exceedances
- Well discharge water recharges the Shallow Aquifer
- Staff evaluated the eligibility for exemptions per the OCWD Act

Petitioner	35 Wells Recommended for Exemption
City of Anaheim	42, 43, 44, 52, and 58
City of Orange	9, 19, 21, 22, 23, 24, 25, 27, and future wells 28 and 29
City of Santa Ana	27, 28, and 38
East Orange County Water District	VanderWerff and East
Serrano Water District	3 and 5, and one future well
Yorba Linda Water District	1, 5, 7, 10, 12, 18, 19, 20, 21, 22, and future wells 23 and 24

Anaheim has 4 wells and a PFAS treatment facility that discharge to Anaheim Lake and 1 well that discharges to the Santa Ana River.

Anaheim requested a credit of $194,728 for RA payments made for 340 AF of water flushed through its treatment facility.

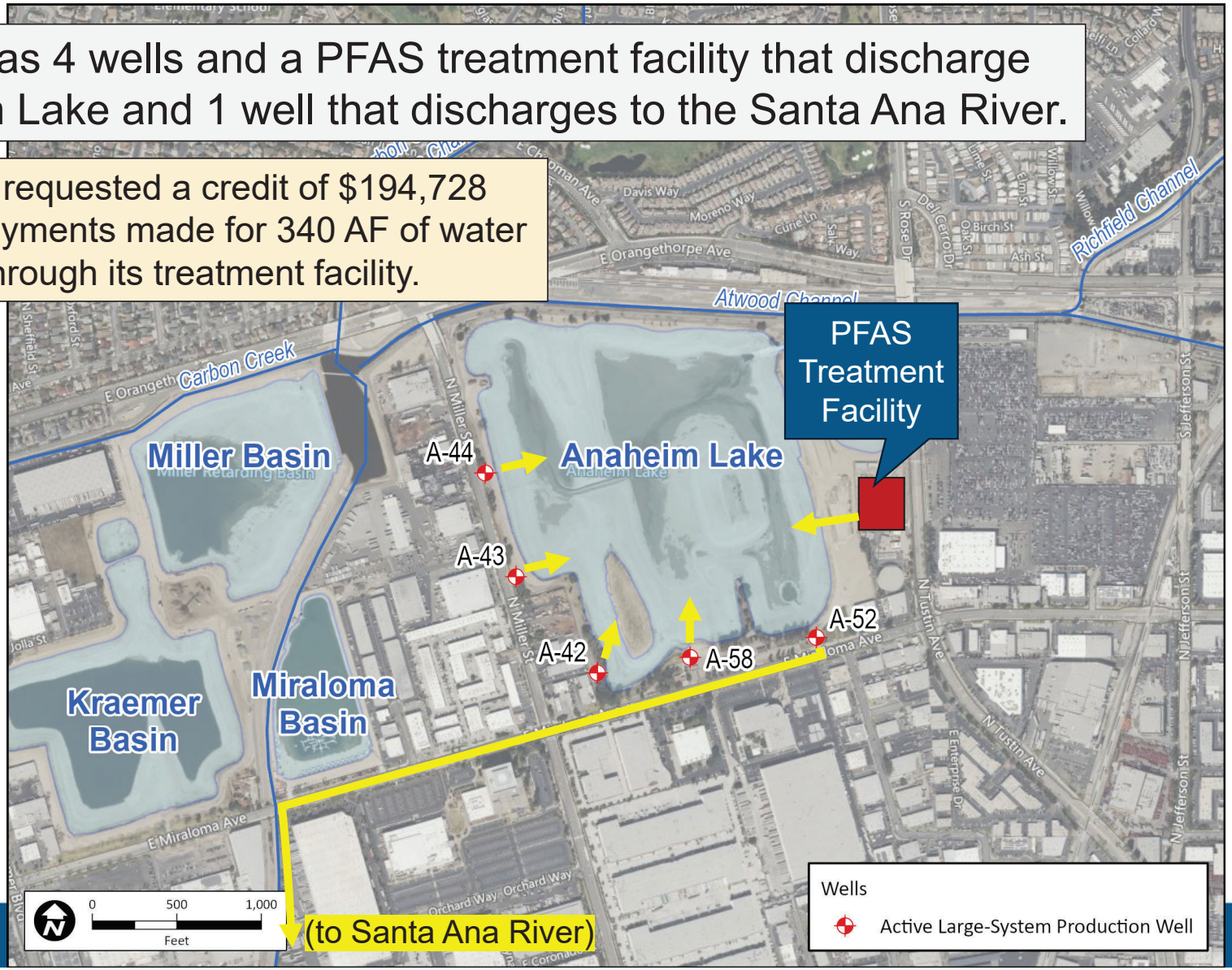

Orange has 9 existing and 2 future wells that can discharge to Santiago Creek and the Santa Ana River.

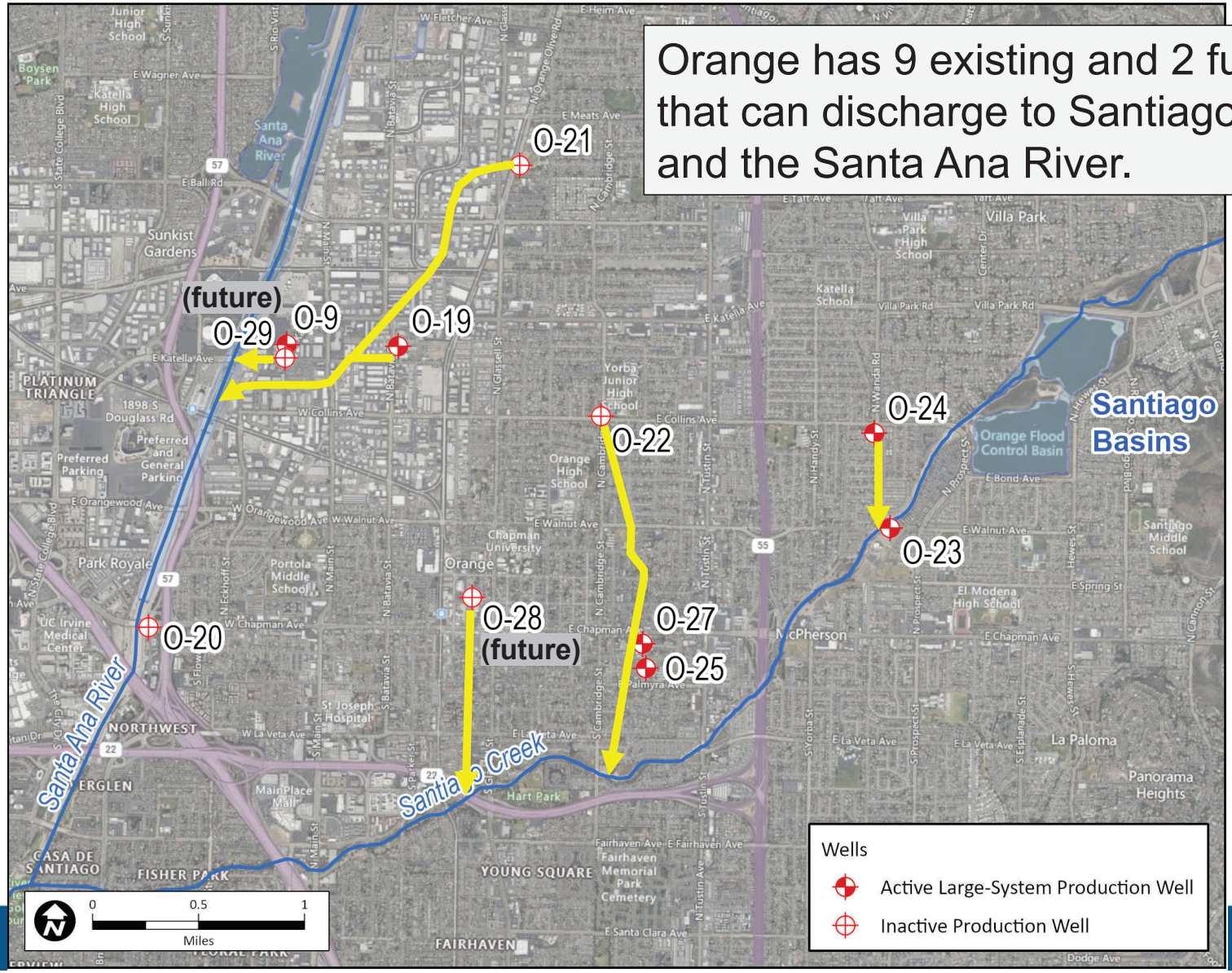

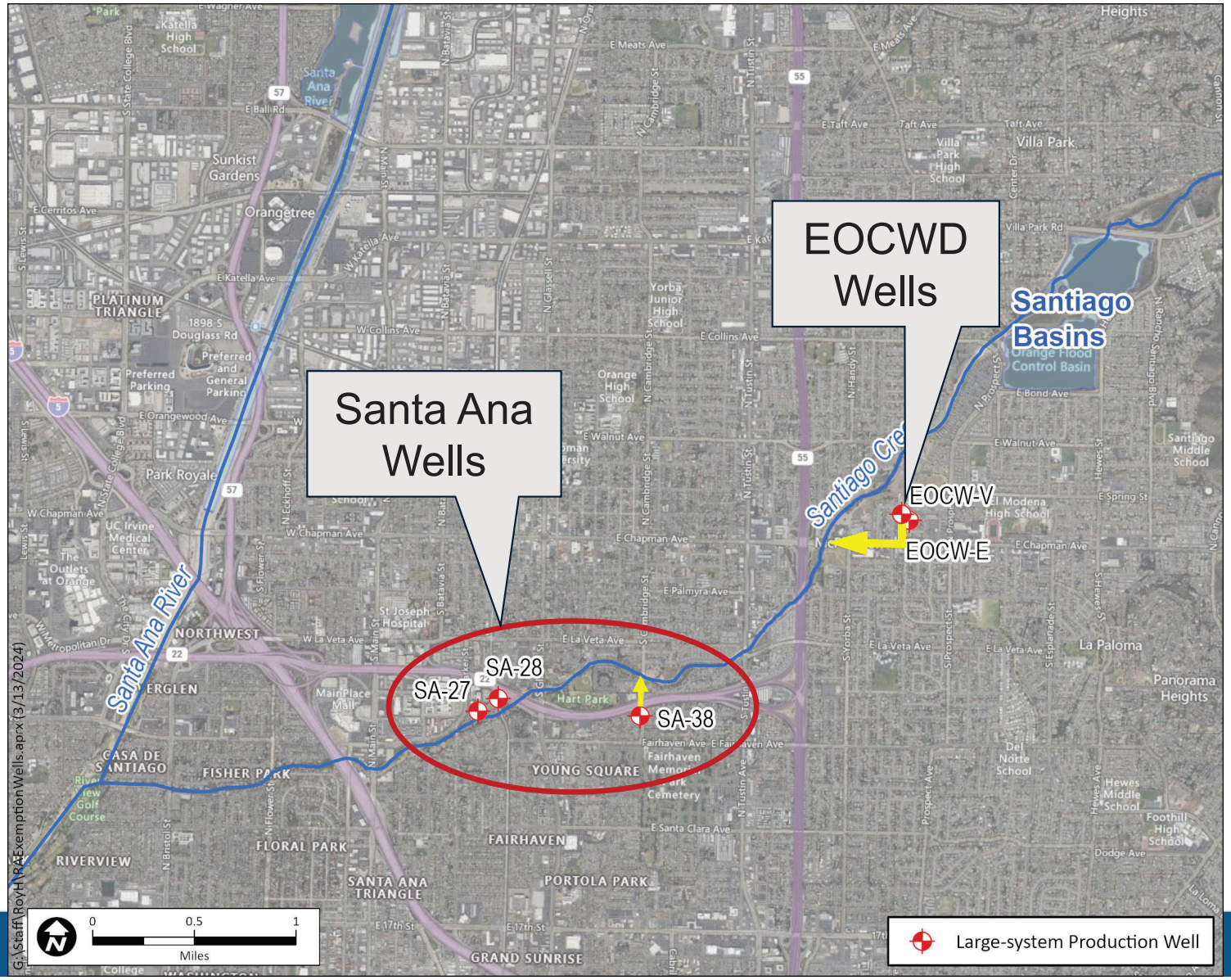
EOCWD Wells
Santa Ana Wells
Santiago Basins
Santiago Creek
Santa Ana River
EOCW-V
EOCW-E
SA-27
SA-28
SA-38
Large-system Production Well
0
0.5
1
Miles
G:\Staff\RoyH\RAExemptionWells.aprx (3/13/2024)

Serrano WD has 2 existing and 1 future wells and a PFAS treatment facility that can discharge to Santiago Creek.

YLWD has 10 current and 2 future wells that can discharge to OCWD recharge facilities.

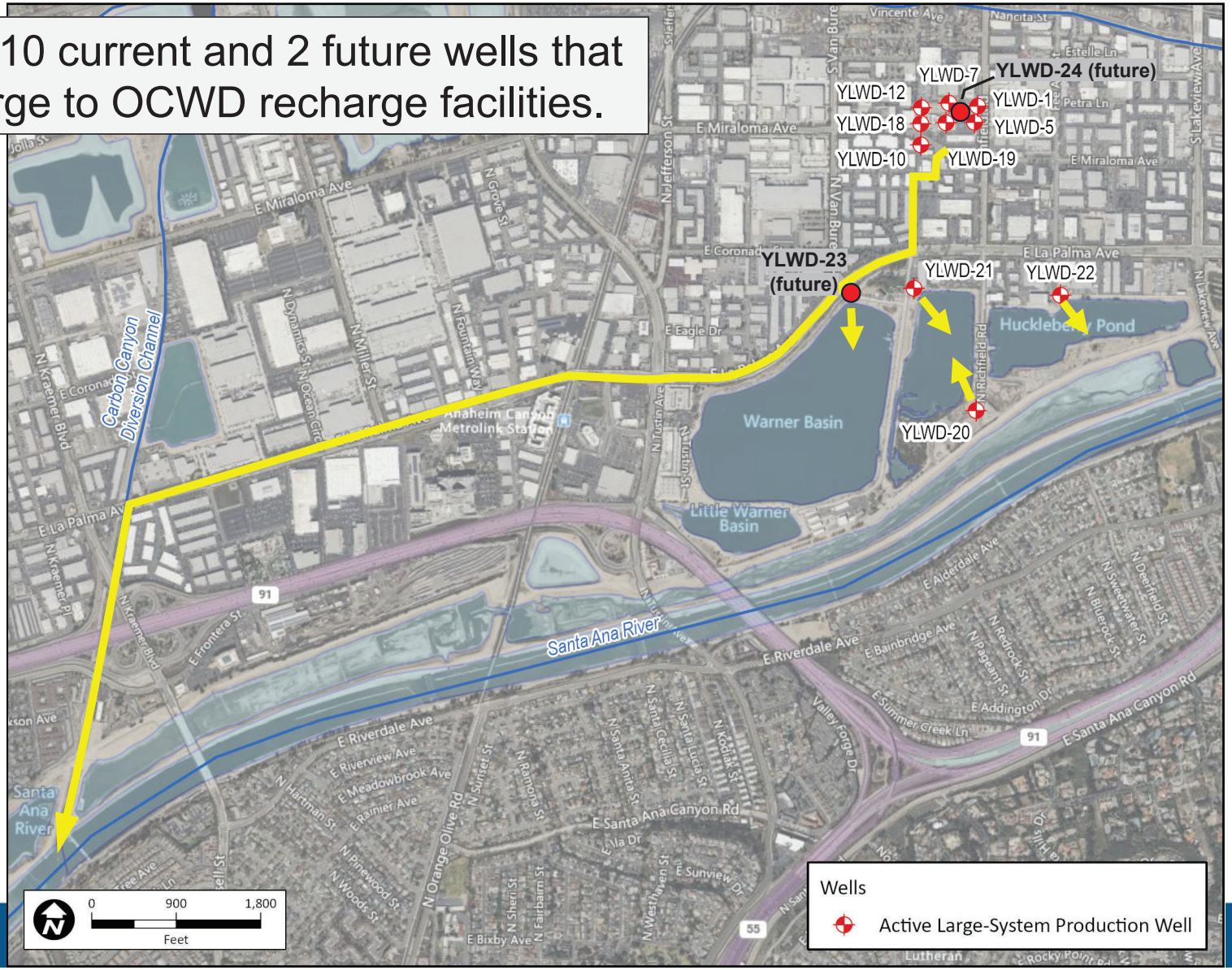

RA/BEA exemption requests are considered based on criteria in the OCWD Act.

- Water pumped from a “water-producing facility” (usually a well) is to be charged the RA and, if applicable, the BEA.
- The OCWD Board, via a public hearing, can exempt the RA/BEA after making certain findings.
- OCWD Act Sec. 38.1 allows the Board to exempt the RA/BEA if the Board finds:
  - *“that the water produced . . . is unsuitable for domestic or agricultural purposes*

    AND
  - *production of such unsuitable water will have no adverse effects on the groundwater supplies of the District . . .”*

Staff Evaluation of Well Discharges

- Water pumped from wells at startup is typically high in turbidity and potentially exceeds bacteriological standards making it unsuitable for discharge to the potable system.
- Water from the agencies' wells specified in their petitions is conveyed to recharge facilities where it percolates to the Shallow aquifer – no net reduction to the groundwater basin supply.
- Information is adequate to support consideration for an exemption from the RA/BEA for the petitioners' well water pumped to waste.

Staff Evaluation of Discharges from PFAS Treatment Facilities

- Treatment facilities do not meet the definition of a “water-producing facility” in the OCWD Act.
- Treatment facilities are *downstream* of the wells and groundwater flow meters where the OCWD Act provisions apply.
- Because water discharged from treatment facilities is not subject to payment of the RA/BEA, there is no provision in the OCWD Act to exempt such water from the RA/BEA. An alternative approach is available:
  - PFAS treatment system flushing is a normal activity during construction and startup to achieve stable and acceptable water quality – cost of this water can be included in the producers’ reimbursable capital costs.
  - Treatment system discharges to waste may be required during normal operation and maintenance and may be included in producers’ annual O&M costs.

Staff Recommendation #1

Find and determine that:

a. “pump to waste” water produced from the wells specified in the Staff Report, owned by the cities of Anaheim, Orange, and Santa Ana; East Orange County Water District; Serrano Water District; and Yorba Linda Water District is unsuitable for domestic use due to turbidity and/or bacteria;

b. production of “pump to waste” water from said wells will not have an adverse effect on the groundwater supplies of the District; and

c. facilities downstream of production wells, such as Anaheim’s Linda Vista PFAS treatment system, are not a “water-producing facility” as defined in the OCWD Act and, therefore, water discharged from these downstream facilities is not subject to the provisions of the OCWD Act.

Staff Recommendation #2

Exempt the “pump to waste” water produced from the wells specified in the Staff Report, owned by the cities of Anaheim, Orange, and Santa Ana; East Orange County Water District; Serrano Water District; and Yorba Linda Water District from payment of the replenishment assessment and basin equity assessment, in accordance with the recommended procedures in the Staff Report, retroactive to July 1, 2023.

End of Presentation

ORANGE COUNTY WATER DISTRICT

SINCE 1933

Recommended Procedures for “Pump to Waste” Water for Exempted Wells

1. Pump to waste discharges from each well shall be metered or estimated and reported on the producers’ semi-annual well production statements, and the pump to waste discharges will be excluded from the total production that is assessed the RA and BEA.
2. Well pump to waste discharges lasting more than 12 hours shall be coordinated at least two days in advance with OCWD Forebay Recharge Operations to minimize impacts to recharge operations.
3. Well pump to waste discharges lasting more than 48 hours shall be sampled and analyzed by the well owner for appropriate water quality parameters at a representative frequency during the discharge period. The analytical data shall be provided to OCWD within 30 days of the discharge. OCWD will review the analytical data to determine whether the discharge water quality meets the unsuitability criterion for eligibility for RA/BEA exemption.

AGENDA ITEM SUBMITTAL

Meeting Date: March 20, 2024

To: Board of Directors

From: John Kennedy

Staff Contact: M. Ochoa

Budgeted: N/A
Budgeted Amount:
Cost Estimate $7,076,412.67
Funding Source: N/A
Program/Line Item No. N/A
General Counsel Approval: N/A
Engineers/Feasibility Report: N/A
CEQA Compliance: N/A

Subject: **APPROVAL OF CASH DISBURSEMENTS**

SUMMARY

For the period of February 29, 2024 through March 13, 2024, including manual checks and wire transfers, staff is presenting cash disbursements totaling $7,076,412.67 disbursed for each period as follows:

Accounts Payable:		
02/29/2024-03/06/2024	$	1,538,801.62
03/07/2024-03/13/2024	$	4,153,206.44
Payroll	$	1,384,404.61
Total Disbursements	**$**	**7,076,412.67**

RECOMMENDATION

Ratify/Authorize payment of bills

PRIOR RELEVANT BOARD ACTION:

Semi-monthly

Orange County Water District

Check Register

Begin Date: 2024-02-29 **End Date:** 2024-03-06 Page: 1

Accounts Payable Check Register Presented for Board Ratification and/or Approval

Check No.	Date	Vendor Name	Invoice #	Purpose	Invoice Amount	Check Amount	FYTD
803840	2024-03-06	ALTA FOODCRAFT	Inv# 12407378	BPO FIRST AID SUPPLIES	$337.90		
	Total for Check:	803840				$337.90	$15,148.44
803841	2024-03-06	IRON MOUNTAIN	Inv# JHKW527	BPO ARCHIVAL SERVICES	$5,350.46		
	Total for Check:	803841				$5,350.46	$56,462.77
803842	2024-03-06	RUTAN & TUCKER, LLP	Inv# 983984	Jan24 legal/General Matter	$6,168.20		
803842	2024-03-06	RUTAN & TUCKER, LLP	Inv# 983985	Jan24 legal/Water Resources	$4,248.00		
803842	2024-03-06	RUTAN & TUCKER, LLP	Inv# 983986	Jan24 legal/Personnel Issues	$1,008.00		
803842	2024-03-06	RUTAN & TUCKER, LLP	Inv# 983987	Jan24 legal/Property mgmt	$1,368.00		
803842	2024-03-06	RUTAN & TUCKER, LLP	Inv# 983988	Jan24 legal/Admin Matters	$9,036.00		
	Total for Check:	803842				$21,828.20	$287,847.56
803843	2024-03-06	SPEX CERTIPREP, LLC	Inv# 492741	SUPPLIES	$76.00		
	Total for Check:	803843				$76.00	$7,457.63
803844	2024-03-06	WESTAIR GASES & EQUIPMENT	Inv# 0011783483	2/6 lab-nitrogen	$83.36		
803844	2024-03-06	WESTAIR GASES & EQUIPMENT	Inv# 0011783483	freight,haz.mtl,surcharge	$59.11		
803844	2024-03-06	WESTAIR GASES & EQUIPMENT	Inv# 0011784273	haz.mtl, freight, surcharge	$59.11		
803844	2024-03-06	WESTAIR GASES & EQUIPMENT	Inv# 0011784273	2/7 Water Prod-nitrogen	$35.24		
	Total for Check:	803844				$236.82	$76,121.09
Run Date:	***3/5/2024***				**$27,829.38**	**$27,829.38**	

Orange County Water District

Check Register

Begin Date: 2024-02-29 **End Date:** 2024-03-06 Page: 1

Accounts Payable Check Register Presented for Board Ratification and/or Approval

Check No.	Date	Vendor Name	Invoice #	Purpose	Invoice Amount	Check Amount	FYTD
117017	2024-03-06	AECOM TECHNICAL SERVICES, INC.	Inv# 2000854815	12/23-1/26 Prado Shooting Rang	$17,325.90		
117017	2024-03-06	AECOM TECHNICAL SERVICES, INC.	Inv# 2000855288	12/23/23-1/26/24 PFAS IRWD OPA	$8,330.75		
117017	2024-03-06	AECOM TECHNICAL SERVICES, INC.	Inv# 2000854000	12/23-1/23 North Basin RI & FS	$1,517.86		
	Total for Check:	117017				$27,174.51	$140,814.23
117018	2024-03-06	ACCO ENGINEERED SYSTEMS	Inv# 20508833	AC2 Multiple Refrigerant Leaks	$7,024.22		
117018	2024-03-06	ACCO ENGINEERED SYSTEMS	Inv# 20508833	AC2 Multiple Refrigerant Leaks	$6,800.00		
117018	2024-03-06	ACCO ENGINEERED SYSTEMS	Inv# 20508833	AC2 Multiple Refrigerant Leaks	$150.00		
	Total for Check:	117018				$13,974.22	$202,527.04
117019	2024-03-06	ACCUSTANDARD, INC.	Inv# 998452	SUPPLIES	$217.50		
117019	2024-03-06	ACCUSTANDARD, INC.	Inv# 998452	Shipping	$109.73		
117019	2024-03-06	ACCUSTANDARD, INC.	Inv# 998452	Handling and cold package fee	$16.32		
	Total for Check:	117019				$343.55	$10,654.99
117020	2024-03-06	AGILENT TECHNOLOGIES, INC.	Inv# 127247603	SUPPLIES	$726.45		
117020	2024-03-06	AGILENT TECHNOLOGIES, INC.	Inv# 127247603	Shipping and Handling	$8.70		
	Total for Check:	117020				$735.15	$300,738.34
117022	2024-03-06	AMAZON CAPITAL SERVICES, INC	Inv# 174M-7K7Y-M37G	Headphones for Tim S.	$30.63		
117022	2024-03-06	AMAZON CAPITAL SERVICES, INC	Inv# 174M-7K7Y-M37G	Shipping	$7.60		
117022	2024-03-06	AMAZON CAPITAL SERVICES, INC	Inv# 1DTT-7VH3-C9P7	TV STAND CONF ROOM/SUPPLIES	$183.16		
117022	2024-03-06	AMAZON CAPITAL SERVICES, INC	Inv# 1DTT-7VH3-C9P7	TV STAND CONF ROOM/SUPPLIES	$54.44		
117022	2024-03-06	AMAZON CAPITAL SERVICES, INC	Inv# 1DTT-7VH3-C9P7	TV STAND CONF ROOM/SUPPLIES	$40.17		
117022	2024-03-06	AMAZON CAPITAL SERVICES, INC	Inv# 1DTT-7VH3-C9P7	TV STAND CONF ROOM/SUPPLIES	$29.97		
117022	2024-03-06	AMAZON CAPITAL SERVICES, INC	Inv# 1DTT-7VH3-C9P7	TV STAND CONF ROOM/SUPPLIES	$21.93		
117022	2024-03-06	AMAZON CAPITAL SERVICES, INC	Inv# 1DTT-7VH3-C9P7	TV STAND CONF ROOM/SUPPLIES	$18.40		
117022	2024-03-06	AMAZON CAPITAL SERVICES, INC	Inv# 1DTT-7VH3-C9P7	TV STAND CONF ROOM/SUPPLIES	$14.92		
117022	2024-03-06	AMAZON CAPITAL SERVICES, INC	Inv# 1DTT-7VH3-C9P7	TV STAND CONF ROOM/SUPPLIES	$13.90		

Orange County Water District

Check Register

Begin Date: 2024-02-29 **End Date:** 2024-03-06

Accounts Payable Check Register Presented for Board Ratification and/or Approval

Check No.	Date	Vendor Name	Invoice #	Purpose	Invoice Amount	Check Amount	FYTD
117022	2024-03-06	AMAZON CAPITAL SERVICES, INC	Inv# 1DTT-7VH3-C9P7	TV STAND CONF ROOM/SUPPLIES	$10.22		
117022	2024-03-06	AMAZON CAPITAL SERVICES, INC	Inv# 1FG7-4JTP-RQWT		$544.80		
117022	2024-03-06	AMAZON CAPITAL SERVICES, INC	Inv# 1FG7-4JTP-RQWT		$9.78		
117022	2024-03-06	AMAZON CAPITAL SERVICES, INC	Inv# 1VVVK-1RT6-YHTH		$103.31		
	Total for Check:	117022				$1,083.23	$33,361.65
117023	2024-03-06	AMERICAN WATER CHEMICAL, INC	Inv# 522297801	2/6 40620 lb antiscalant	$53,212.20		
	Total for Check:	117023				$53,212.20	$1,357,443.20
117024	2024-03-06	ASBURY ENVIRONMENTAL SERVICES	Inv# I500-01028767	BPO USED OIL	$55.00		
	Total for Check:	117024				$55.00	$877.73
117025	2024-03-06	B & M LAWN & GARDEN CENTER	Inv# 627787		$32.00		
117025	2024-03-06	B & M LAWN & GARDEN CENTER	Inv# 627787	BPO LANDSCAPING SUPPLIES	$9.47		
	Total for Check:	117025				$41.47	$2,917.13
117026	2024-03-06	BEARCOM	Inv# 5682460	Communications upgrade - GWRS/	$4,309.99		
117026	2024-03-06	BEARCOM	Inv# 5682460	Communications upgrade - GWRS/	$592.62		
117026	2024-03-06	BEARCOM	Inv# 5682460	Shipping	$302.84		
117026	2024-03-06	BEARCOM	Inv# 5682460	Communications upgrade - GWRS/	$53.87		
117026	2024-03-06	BEARCOM	Inv# 5682460	Communications upgrade - GWRS/	$53.87		
117026	2024-03-06	BEARCOM	Inv# 5682460	Communications upgrade - GWRS/	$33.66		
117026	2024-03-06	BEARCOM	Inv# 5682460	Communications upgrade - GWRS/	$233.93		
	Total for Check:	117026				$5,580.78	$13,288.36
117027	2024-03-06	BPS SUPPLY GROUP	Inv# S3106448.001	Generated by reorder 1/12/24 7	$22.58		
117027	2024-03-06	BPS SUPPLY GROUP	Inv# S3106448.001	Shipping	$12.41		
117027	2024-03-06	BPS SUPPLY GROUP	Inv# S3106448.001	Handling	$4.35		
117027	2024-03-06	BPS SUPPLY GROUP	Inv# S3106448.001	Discount	($0.42)		
	Total for Check:	117027				$38.92	$16,635.00
117028	2024-03-06	BRENNTAG PACIFIC INC.	Inv# BPI411743	2/26 22.48 ton H.peroxide	$11,240.00		
117028	2024-03-06	BRENNTAG PACIFIC INC.	Inv# BPI411743	discount	($224.80)		
117028	2024-03-06	BRENNTAG PACIFIC INC.	Inv# BPI412104	2/21 11.9157 ton caustic soda	$8,759.83		
117028	2024-03-06	BRENNTAG PACIFIC INC.	Inv# BPI412104	discount	($175.20)		
117028	2024-03-06	BRENNTAG PACIFIC INC.	Inv# BPI413133	3/4 22.825 ton citric acid	$30,134.13		
117028	2024-03-06	BRENNTAG PACIFIC INC.	Inv# BPI413133	discount	($602.68)		

Orange County Water District

Check Register

Begin Date: 2024-02-29 **End Date:** 2024-03-06

Accounts Payable Check Register Presented for Board Ratification and/or Approval

Check No.	Date	Vendor Name	Invoice #	Purpose	Invoice Amount	Check Amount	FYTD
	Total for Check:	117028				$49,131.28	$1,643,509.73
117029	2024-03-06	BUCKNAM INFRASTRUCTURE GROUP INC	Inv# 392-01.04	1552	$7,976.00		
	Total for Check:	117029				$7,976.00	$15,753.50
117030	2024-03-06	CALTROL INC.	Inv# CD99195349	Westlock ICOT Manifold P/N PR	$893.93		
117030	2024-03-06	CALTROL INC.	Inv# CD99195349	SHipping and Handling	$36.07		
	Total for Check:	117030				$930.00	$171,334.60
117031	2024-03-06	CDW GOVERNMENT, INC	Inv# PL63930	Adobe Acrobat Contract Renewal	$19,973.04		
117031	2024-03-06	CDW GOVERNMENT, INC	Inv# PL63930		$18,308.62		
117031	2024-03-06	CDW GOVERNMENT, INC	Inv# PL63930		$1,664.42		
117031	2024-03-06	CDW GOVERNMENT, INC	Inv# PL63930		($19,973.04)		
	Total for Check:	117031				$19,973.04	$47,653.68
117032	2024-03-06	CITY OF HUNTINGTON BEACH	Inv# PWE2024-0018		$354.04		
	Total for Check:	117032				$354.04	$2,514.64
117033	2024-03-06	COUNTY OF ORANGE-HEALTH CARE AGENCY	Inv# IN2662062 BAL DUE	Balance Due	$10.00		
	Total for Check:	117033				$10.00	$1,534.00
117034	2024-03-06	CPI INTERNATIONAL	Inv# 20063898	SUPPLIES LJ FOR KAN	$55.46		
117034	2024-03-06	CPI INTERNATIONAL	Inv# 20063898	Discount	($1.02)		
	Total for Check:	117034				$54.44	$7,808.72
117035	2024-03-06	CWEA	Inv# MEMB RENEWAL J. FURTADO		$221.00		
	Total for Check:	117035				$221.00	$5,216.00
117036	2024-03-06	Dosier, Bruce	Inv# JUN23-FEB24 stipends(8)	PHONE STIPEND 6/10/23-2/9/24	$320.00		
	Total for Check:	117036				$320.00	$320.00
117037	2024-03-06	EMD MILLIPORE CORP	Inv# 561966948	R&D FOR JULIO P.	$382.80		
117037	2024-03-06	EMD MILLIPORE CORP	Inv# 561966948	Handling	$10.46		
117037	2024-03-06	EMD MILLIPORE CORP	Inv# 561970801	R&D FOR JULIO P.	$367.58		
117037	2024-03-06	EMD MILLIPORE CORP	Inv# 561970801	Handling	$12.70		
	Total for Check:	117037				$773.54	$14,199.93
117038	2024-03-06	ENVIRONMENTAL TRAINING AND	Inv# 41164	HAZMAT Training	$1,802.00		
	Total for Check:	117038				$1,802.00	$3,670.60
117039	2024-03-06	EXCELSIOR ELEVATOR	Inv# 34360	BPO ELEVATOR SERVICE	$583.33		

Orange County Water District

Check Register

Begin Date: 2024-02-29 **End Date:** 2024-03-06

Accounts Payable Check Register Presented for Board Ratification and/or Approval

Check No.	Date	Vendor Name	Invoice #	Purpose	Invoice Amount	Check Amount	FYTD
117039	2024-03-06	EXCELSIOR ELEVATOR	Inv# 34360	Discount	($5.83)		
	Total for Check:	117039				$577.50	$18,038.26
117040	2024-03-06	FACTORY MOTOR PARTS	Inv# 164-315340	BPO AUTO PARTS	$49.70		
117040	2024-03-06	FACTORY MOTOR PARTS	Inv# 164-315385	BPO AUTO PARTS	$26.75		
117040	2024-03-06	FACTORY MOTOR PARTS	Inv# 164-315448	BPO AUTO PARTS	$118.55		
117040	2024-03-06	FACTORY MOTOR PARTS	Inv# 164-315448	Battery Fee	$2.00		
	Total for Check:	117040				$197.00	$10,991.16
117041	2024-03-06	FILMTEC CORP	Inv# 951472745	Replacement membranes	$306,675.00		
117041	2024-03-06	FILMTEC CORP	Inv# 951472745	Replacement membranes	$9,200.25		
117041	2024-03-06	FILMTEC CORP	Inv# 951472746	Replacement membranes	$241,251.00		
117041	2024-03-06	FILMTEC CORP	Inv# 951472746	Replacement membranes	$55,201.50		
117041	2024-03-06	FILMTEC CORP	Inv# 951472746	Replacement membranes	$7,237.53		
117041	2024-03-06	FILMTEC CORP	Inv# 951472746	Replacement membranes	$1,656.05		
	Total for Check:	117041				$621,221.33	$3,915,755.39
117042	2024-03-06	FIRELINE BROADBAND	Inv# 96350	INTERNET SERVICE FOR PRADO	$825.00		
	Total for Check:	117042				$825.00	$7,425.00
117043	2024-03-06	FISHER SCIENTIFIC CO.	Inv# 9290388	SUPPLIES	$653.36		
117043	2024-03-06	FISHER SCIENTIFIC CO.	Inv# 9290388	Shipping-Fuel	$7.45		
117043	2024-03-06	FISHER SCIENTIFIC CO.	Inv# 9329230	SUPPLIES	$519.90		
117043	2024-03-06	FISHER SCIENTIFIC CO.	Inv# 9329230	Shipping-Fuel	$7.45		
117043	2024-03-06	FISHER SCIENTIFIC CO.	Inv# 9329231	SUPPLIES	$105.46		
	Total for Check:	117043				$1,293.62	$152,648.51
117044	2024-03-06	FRONTIER COMMUNICATIONS	Inv# 209-150-2229_20240311	02.16.24-03.15.24	$80.57		
	Total for Check:	117044				$80.57	$33,977.90
117045	2024-03-06	FRUIT GROWERS LABORATORY INC	Inv# 400446A	BPO RADIOACTIVITY ANAYLSES	$58.00		
	Total for Check:	117045				$58.00	$31,467.00
117048	2024-03-06	GRAINGER INC.	Inv# 9970754991	Generated by reorder 1/17/24 1	$41.22		
117048	2024-03-06	GRAINGER INC.	Inv# 9970755006	Cam Fittings	$206.24		
117048	2024-03-06	GRAINGER INC.	Inv# 9970755014	BPO INDUSTRIAL SUPPLIES	$82.90		
117048	2024-03-06	GRAINGER INC.	Inv# 9970985678	Generated by reorder 1/17/24 1	$102.36		
117048	2024-03-06	GRAINGER INC.	Inv# 9970985678	Generated by reorder 1/17/24 1	$70.43		
117048	2024-03-06	GRAINGER INC.	Inv# 9970985678	Generated by reorder 1/17/24 1	$66.67		

Orange County Water District

Check Register

Begin Date: 2024-02-29 **End Date:** 2024-03-06

Accounts Payable Check Register Presented for Board Ratification and/or Approval

Check No.	Date	Vendor Name	Invoice #	Purpose	Invoice Amount	Check Amount	FYTD
117048	2024-03-06	GRAINGER INC.	Inv# 9970985678	Generated by reorder 1/17/24 1	$9.87		
117048	2024-03-06	GRAINGER INC.	Inv# 9970985686	Cam Fittings	$177.57		
117048	2024-03-06	GRAINGER INC.	Inv# 9971255014		$169.13		
117048	2024-03-06	GRAINGER INC.	Inv# 9971255022	BPO INDUSTRIAL SUPPLIES	$252.90		
117048	2024-03-06	GRAINGER INC.	Inv# 9971422747	BPO INDUSTRIAL SUPPLIES	$177.45		
117048	2024-03-06	GRAINGER INC.	Inv# 9972569629	Generated by reorder 1/22/24 1	$155.35		
117048	2024-03-06	GRAINGER INC.	Inv# 9972569637	Generated by reorder 1/22/24 1	$2,467.31		
117048	2024-03-06	GRAINGER INC.	Inv# 9972569637	Generated by reorder 1/22/24 1	$1,181.44		
117048	2024-03-06	GRAINGER INC.	Inv# 9972569637	Generated by reorder 1/22/24 1	$871.09		
117048	2024-03-06	GRAINGER INC.	Inv# 9972757778	BPO INDUSTRIAL SUPPLIES	$302.10		
117048	2024-03-06	GRAINGER INC.	Inv# 9972757786	Generated by reorder 1/22/24 1	$357.73		
117048	2024-03-06	GRAINGER INC.	Inv# 9973500755	Emer. Light Fixt. 640 FOR JHAM	$1,214.89		
117048	2024-03-06	GRAINGER INC.	Inv# 9974483464	BPO INDUSTRIAL SUPPLIES	$14.24		
117048	2024-03-06	GRAINGER INC.	Inv# 9975760647	BPO INDUSTRIAL SUPPLIES	$235.50		
117048	2024-03-06	GRAINGER INC.	Inv# 9976133679	BPO INDUSTRIAL SUPPLIES	$97.62		
117048	2024-03-06	GRAINGER INC.	Inv# 9972569629	Generated by reorder 1/22/24 1	$248.71		
117048	2024-03-06	GRAINGER INC.	Inv# 9972569629	Generated by reorder 1/22/24 1	$645.72		
	Total for Check:	117048				$9,148.44	$143,929.22
117049	2024-03-06	GREAT SCOTT TREE SERVICES, INC.	Inv# 50006	1519	$3,168.00		
	Total for Check:	117049				$3,168.00	$49,844.00
117050	2024-03-06	HACH COMPANY	Inv# 13913329	SUPPLIES	$325.05		
117050	2024-03-06	HACH COMPANY	Inv# 13913329	Handling Fee	$8.70		
	Total for Check:	117050				$333.75	$87,329.69
117051	2024-03-06	HALDEMAN INC.	Inv# 3006507	Replace Exhaust Motor JS 815bg	$543.75		
117051	2024-03-06	HALDEMAN INC.	Inv# 3006507	Freight	$85.00		
	Total for Check:	117051				$628.75	$12,750.47
117052	2024-03-06	HENDERSON, ZACHARY	Inv# FEBRUARY 2024 TRAVEL		$49.58		
117052	2024-03-06	HENDERSON, ZACHARY	Inv# FEBRUARY 2024 TRAVEL		$24.79		
	Total for Check:	117052				$74.37	$1,394.10
117053	2024-03-06	HOME DEPOT CREDIT SERVICES	Inv# 3611146	BPO INDUSTRIAL SUPPLIES	$156.28		
	Total for Check:	117053				$156.28	$24,052.06

Orange County Water District

Check Register

Begin Date: 2024-02-29 **End Date:** 2024-03-06

Accounts Payable Check Register Presented for Board Ratification and/or Approval

Check No.	Date	Vendor Name	Invoice #	Purpose	Invoice Amount	Check Amount	FYTD
117054	2024-03-06	Hutchinson, Adam	Inv# AUG 2023 - FEB 2024 STIPE stipends	8/29/23-2/28/24	$224.94		
	Total for Check:	117054				$224.94	$939.31
117055	2024-03-06	INNOVAPREP LLC	Inv# 18480		$690.00		
117055	2024-03-06	INNOVAPREP LLC	Inv# 18480	UPS Ground	$30.00		
	Total for Check:	117055				$720.00	$6,175.97
117057	2024-03-06	IRVINE PIPE & SUPPLY CO	Inv# S117247377.001	Gate Valve and Copper Pipe	$290.93		
117057	2024-03-06	IRVINE PIPE & SUPPLY CO	Inv# S117247377.001	Gate Valve and Copper Pipe	$93.89		
117057	2024-03-06	IRVINE PIPE & SUPPLY CO	Inv# S117247377.001	Gate Valve and Copper Pipe	$86.14		
117057	2024-03-06	IRVINE PIPE & SUPPLY CO	Inv# S117247377.001	S&H	$27.19		
117057	2024-03-06	IRVINE PIPE & SUPPLY CO	Inv# S117247377.001	Gate Valve and Copper Pipe	$19.38		
117057	2024-03-06	IRVINE PIPE & SUPPLY CO	Inv# S117247377.001	Discount	($9.02)		
117057	2024-03-06	IRVINE PIPE & SUPPLY CO	Inv# S117247377.002	Gate Valve and Copper Pipe	$51.12		
117057	2024-03-06	IRVINE PIPE & SUPPLY CO	Inv# S117247377.002	Discount	($0.94)		
117057	2024-03-06	IRVINE PIPE & SUPPLY CO	Inv# S117446151.001	Generated by reorder 2/12/24 7	$4,237.81		
117057	2024-03-06	IRVINE PIPE & SUPPLY CO	Inv# S117446151.001	Discount	($77.94)		
117057	2024-03-06	IRVINE PIPE & SUPPLY CO	Inv# S117514799.001	BPO PIPE SUPPLIES	$61.56		
117057	2024-03-06	IRVINE PIPE & SUPPLY CO	Inv# S117446151.001	S&H	$163.13		
	Total for Check:	117057				$4,943.25	$76,382.77
117058	2024-03-06	J-COMM INC	Inv# 020624	MEDIA TRAINING - FOR GM	$2,700.00		
	Total for Check:	117058				$2,700.00	$2,700.00
117059	2024-03-06	JOHNSON, CLAIRE	Inv# FEB 27, 2024 LICENSE RENE professional license	2/27/24	$180.00		
	Total for Check:	117059				$180.00	$383.44
117060	2024-03-06	LHOIST NORTH AMERICA	Inv# 1102402400	2/4 (2)lime 26.69 & 25.99 tons	$21,493.44		
117060	2024-03-06	LHOIST NORTH AMERICA	Inv# 1102402487	2/6 26.59 ton lime	$10,848.72		
117060	2024-03-06	LHOIST NORTH AMERICA	Inv# 1102402488	2/6 25.31 ton lime	$10,326.49		
	Total for Check:	117060				$42,668.65	$1,171,294.56
117061	2024-03-06	MCFADDEN-DALE HARDWARE CO.	Inv# 5385795	BPO INDUSTRIAL SUPPLIES	$35.55		
117061	2024-03-06	MCFADDEN-DALE HARDWARE CO.	Inv# 5385795	Discount	($0.99)		
	Total for Check:	117061				$34.56	$6,956.17
117062	2024-03-06	NAPA/ORANGE COUNTY AUTO PARTS	Inv# 701161	BPO AUTO PARTS	$10.85		

Orange County Water District

Check Register

Begin Date: 2024-02-29 **End Date:** 2024-03-06

Accounts Payable Check Register Presented for Board Ratification and/or Approval

Check No.	Date	Vendor Name	Invoice #	Purpose	Invoice Amount	Check Amount	FYTD
117062	2024-03-06	NAPA/ORANGE COUNTY AUTO PARTS	Inv# 701161	Discount	($0.22)		
117062	2024-03-06	NAPA/ORANGE COUNTY AUTO PARTS	Inv# 701478	BPO AUTO PARTS	$110.91		
117062	2024-03-06	NAPA/ORANGE COUNTY AUTO PARTS	Inv# 701478	Discount	($2.22)		
	Total for Check:	117062				$119.32	$3,146.34
117063	2024-03-06	NATIONAL WATER RESEARCH INSTITUTE	Inv# 2024-1006	1553	$16,378.75		
	Total for Check:	117063				$16,378.75	$16,378.75
117064	2024-03-06	ONESOURCE DISTRIBUTORS INC.	Inv# S7405997.002	OCAL 1/2 inch ST Conduit Seal	$591.34		
117064	2024-03-06	ONESOURCE DISTRIBUTORS INC.	Inv# S7405997.002	Discount	($5.44)		
	Total for Check:	117064				$585.90	$155,213.26
117065	2024-03-06	ORANGE COUNTY CONSERVATION CORPS	Inv# 02052024-OCWDADOPT	Jan24 graffiti-trash removal	$2,798.33		
	Total for Check:	117065				$2,798.33	$30,184.97
117066	2024-03-06	ORANGE COUNTY TREASURER-TAX COLLECTOR	Inv# SAR PRCL E01-706.1	September2023	$2,420.25		
	Total for Check:	117066				$2,420.25	$21,782.25
117067	2024-03-06	OSCAR'S LOCK & SAFE	Inv# 28951	Filling Cabinet	$147.98		
	Total for Check:	117067				$147.98	$1,703.92
117068	2024-03-06	PACIFIC OFFICE AUTOMATION	Inv# 037365	BPO KONICA SERVICE	$102.37		
	Total for Check:	117068				$102.37	$2,436.47
117069	2024-03-06	PAPER RECYCLING & SHREDDING SPECIALIST	Inv# 566232	ON-SITE SHREDDING	$288.00		
	Total for Check:	117069				$288.00	$1,440.00
117070	2024-03-06	PENDERGRAFT, REX	Inv# MARCH 2024	Retiree Cash Medical	$412.45		
	Total for Check:	117070				$412.45	$3,665.55
117071	2024-03-06	PHENOVA INC	Inv# 201803	SUPPLIES	$94.72		
117071	2024-03-06	PHENOVA INC	Inv# 201803	Frt&Handling	$39.10		
	Total for Check:	117071				$133.82	$9,892.44
117072	2024-03-06	PROWEST PAINTING & WATERPROOFING	Inv# 24-32	Paint General Managers Office	$7,308.00		
117072	2024-03-06	PROWEST PAINTING & WATERPROOFING	Inv# 24-32	Discount	($146.16)		

Orange County Water District

Check Register

Begin Date: 2024-02-29 **End Date:** 2024-03-06

Accounts Payable Check Register Presented for Board Ratification and/or Approval

Check No.	Date	Vendor Name	Invoice #	Purpose	Invoice Amount	Check Amount	FYTD
	Total for Check:	117072				$7,161.84	$25,607.40
117073	2024-03-06	PURCOR PEST SOLUTIONS	Inv# 11298463	PEST CONTROL-REP BPO#517507	$185.00		
	Total for Check:	117073				$185.00	$185.00
117074	2024-03-06	QUINN COMPANY	Inv# PC830418817	BPO EQUIPMENT & SUPPLIES	$69.93		
	Total for Check:	117074				$69.93	$2,081,886.64
117075	2024-03-06	RAINBOW DISPOSAL CO INC	Inv# 0605-001065126	BPO TRASH SERVICE	$6,603.77		
	Total for Check:	117075				$6,603.77	$56,997.67
117076	2024-03-06	RED WING SHOE CO. INC.	Inv# 793-1-49408	BPO WORK BOOTS	$200.00		
117076	2024-03-06	RED WING SHOE CO. INC.	Inv# 856-1-58255	BPO WORK BOOTS	$200.00		
	Total for Check:	117076				$400.00	$10,045.72
117077	2024-03-06	SANTA ANA WATERSHED ASSOCIATION	Inv# 2023-134	NATURAL RESOURCE SERVICE	$4,172.18		
117077	2024-03-06	SANTA ANA WATERSHED ASSOCIATION	Inv# 2024-03	NATURAL RESOURCE SERVICE	$2,976.81		
	Total for Check:	117077				$7,148.99	$64,310.86
117078	2024-03-06	SHEAKLEY WORKFORCE MGMT SVCS LLC.	Inv# FLEX00020676	FSA Fees Jan2024	$279.70		
	Total for Check:	117078				$279.70	$2,125.80
117079	2024-03-06	SNAP-ON INDUSTRIAL	Inv# ARV / 60185729	Socket Adaptors FOR JS	$36.37		
117079	2024-03-06	SNAP-ON INDUSTRIAL	Inv# ARV / 60185729	Socket Adaptors FOR JS	$23.88		
117079	2024-03-06	SNAP-ON INDUSTRIAL	Inv# ARV / 60187518	Socket Adaptors FOR JS	$75.10		
117079	2024-03-06	SNAP-ON INDUSTRIAL	Inv# ARV / 60187518	Socket Adaptors FOR JS	$31.10		
	Total for Check:	117079				$166.45	$19,705.18
117080	2024-03-06	STATE OF CALIFORNIA	Inv# 12-ORA-057-0010-04		$810.00		
	Total for Check:	117080				$810.00	$6,480.00
117081	2024-03-06	STATE WATER RESOURCES CONTROL BOARD	Inv# SC-142439		$178.63		
117081	2024-03-06	STATE WATER RESOURCES CONTROL BOARD	Inv# SC-142439	10.01.23-12.31.23	$1,713.63		
117081	2024-03-06	STATE WATER RESOURCES CONTROL BOARD	Inv# SC-142439*		($1,713.63)		
117081	2024-03-06	STATE WATER RESOURCES CONTROL BOARD	Inv# SC-142443		$1,303.78		
	Total for Check:	117081				$1,482.41	$57,488.85

Orange County Water District

Check Register

Begin Date: 2024-02-29 **End Date:** 2024-03-06

Accounts Payable Check Register Presented for Board Ratification and/or Approval

Check No.	Date	Vendor Name	Invoice #	Purpose	Invoice Amount	Check Amount	FYTD
117082	2024-03-06	STATE WATER RESOURCES CONTROL BOARD	Inv# C-06-7867-110	WATER RECYC	$175,666.56		
	Total for Check:	117082				$175,666.56	$8,025,954.05
117083	2024-03-06	SUNSET INDUSTRIAL PARTS	Inv# INV67272	Generated by reorder 2/5/24 12	$296.89		
117083	2024-03-06	SUNSET INDUSTRIAL PARTS	Inv# INV67376	Breathers for 140 SEW- JSmith	$245.01		
117083	2024-03-06	SUNSET INDUSTRIAL PARTS	Inv# INV67376	Shipping Cost	$71.67		
117083	2024-03-06	SUNSET INDUSTRIAL PARTS	Inv# INV67376	Breathers for 140 SEW- JSmith	$67.97		
	Total for Check:	117083				$681.54	$9,877.05
117084	2024-03-06	SUNSTATE EQUIPMENT CO.	Inv# 12251098-001	MANLIFT AT IMPERIAL	$1,660.74		
117084	2024-03-06	SUNSTATE EQUIPMENT CO.	Inv# 12251098-001	Protection plan and Pickup Cha	$440.75		
	Total for Check:	117084				$2,101.49	$3,037.34
117085	2024-03-06	SURF CITY OPTOMETRY	Inv# 111552	BPO FOR RX GLASSES	$289.00		
	Total for Check:	117085				$289.00	$1,984.00
117086	2024-03-06	TAB ANSWER NETWORK CALL CENTER	Inv# 1505402082024		$76.70		
	Total for Check:	117086				$76.70	$760.20
117087	2024-03-06	TREE OF LIFE NURSERY	Inv# 77687	BPO LANDSCAPE SUPPLIES	$127.15		
	Total for Check:	117087				$127.15	$127.15
117088	2024-03-06	U.S. BANK	Inv# 7235718	02.01.24-01.31.25	$1,908.00		
	Total for Check:	117088				$1,908.00	$37,908.96
117089	2024-03-06	UCT LLC	Inv# INL106962	SUPPLIES	$13,882.60		
	Total for Check:	117089				$13,882.60	$19,782.96
117091	2024-03-06	UNIFIRST CORPORATION	Inv# 2190111162	1557	$93.62		
117091	2024-03-06	UNIFIRST CORPORATION	Inv# 2190121064	1557	$204.88		
117091	2024-03-06	UNIFIRST CORPORATION	Inv# 2190121064	1557	$8.00		
117091	2024-03-06	UNIFIRST CORPORATION	Inv# 2190124076	1557	$239.72		
117091	2024-03-06	UNIFIRST CORPORATION	Inv# 2190124076	1557	$0.62		
117091	2024-03-06	UNIFIRST CORPORATION	Inv# 2190124947	1557	$10.78		
117091	2024-03-06	UNIFIRST CORPORATION	Inv# 2190124948	1557	$110.66		
117091	2024-03-06	UNIFIRST CORPORATION	Inv# 2190124950	1557	$283.16		
117091	2024-03-06	UNIFIRST CORPORATION	Inv# 2190124954	1557	$521.00		
117091	2024-03-06	UNIFIRST CORPORATION	Inv# 2190124951	1557	$28.05		
117091	2024-03-06	UNIFIRST CORPORATION	Inv# 2190124955	1557	$61.69		

Orange County Water District

Check Register

Begin Date: 2024-02-29 **End Date:** 2024-03-06

Accounts Payable Check Register Presented for Board Ratification and/or Approval

Check No.	Date	Vendor Name	Invoice #	Purpose	Invoice Amount	Check Amount	FYTD
117091	2024-03-06	UNIFIRST CORPORATION	Inv# 2190124956	1557	$20.49		
117091	2024-03-06	UNIFIRST CORPORATION	Inv# 2200093312	1557	$39.02		
117091	2024-03-06	UNIFIRST CORPORATION	Inv# 2200096102	1557	$39.02		
117091	2024-03-06	UNIFIRST CORPORATION	Inv# 2200098801	1557	$40.02		
117091	2024-03-06	UNIFIRST CORPORATION	Inv# 6190001690		($35.28)		
117091	2024-03-06	UNIFIRST CORPORATION	Inv# 6190001691		($33.01)		
	Total for Check:	117091				$1,632.44	$7,345.96
117092	2024-03-06	UNITED PARCEL SERVICE	Inv# 0000X81601094_20240302		$94.61		
	Total for Check:	117092				$94.61	$4,418.05
117093	2024-03-06	UNITED RENTALS	Inv# 229656862-001	OPEN NEW BPO FOR PRADO	$1,508.50		
117093	2024-03-06	UNITED RENTALS	Inv# 229656862-001	OPEN NEW BPO FOR PRADO	$18.32		
	Total for Check:	117093				$1,526.82	$1,526.82
117094	2024-03-06	UNIVAR SOLUTIONS USA	Inv# 51893512	2/28 23.288 ton sulfuric acid	$5,263.09		
117094	2024-03-06	UNIVAR SOLUTIONS USA	Inv# 51893512	discount	($105.26)		
	Total for Check:	117094				$5,157.83	$505,253.92
117095	2024-03-06	UTILIQUEST LLC	Inv# 331636-Q	1/28-2/3 screen/mark pipes	$979.08		
117095	2024-03-06	UTILIQUEST LLC	Inv# 331636-Q	1/28-2/3 screen/mark pipes	$571.13		
117095	2024-03-06	UTILIQUEST LLC	Inv# 331636-Q	1/28-2/3 screen/mark pipes	$70.00		
117095	2024-03-06	UTILIQUEST LLC	Inv# 331636-Q	1/28-2/3 screen/mark pipes	$11.59		
	Total for Check:	117095				$1,631.80	$74,142.00
117096	2024-03-06	VANDERMOST CONSULTING SERVICES, INC.	Inv# 24167	Thru 1/31 wo#5 on call	$1,640.00		
	Total for Check:	117096				$1,640.00	$19,117.40
117097	2024-03-06	WATER DISTRICT JOBS	Inv# 1012402	RECRUITMENT AD	$145.00		
	Total for Check:	117097				$145.00	$725.00
978340	2024-02-29	JCI JONES CHEMICAL, INC	Inv# 934199	2/19 5014 gal s.hypochlorite	$8,633.61		
978340	2024-02-29	JCI JONES CHEMICAL, INC	Inv# 934199	discount	($172.67)		
978340	2024-02-29	JCI JONES CHEMICAL, INC	Inv# 934200	2/19 4990 gal s.hypochlorite	$8,592.28		
978340	2024-02-29	JCI JONES CHEMICAL, INC	Inv# 934200	discount	($171.85)		
978340	2024-02-29	JCI JONES CHEMICAL, INC	Inv# 934201	2/19 4942 gal s.hypochlorite	$8,509.63		
978340	2024-02-29	JCI JONES CHEMICAL, INC	Inv# 934201	discount	($170.19)		
978340	2024-02-29	JCI JONES CHEMICAL, INC	Inv# 934209	2/19 4982 gal s.hypochlorite	$8,578.51		
978340	2024-02-29	JCI JONES CHEMICAL, INC	Inv# 934209	discount	($171.57)		

Orange County Water District

Check Register

Begin Date: 2024-02-29 **End Date:** 2024-03-06

Accounts Payable Check Register Presented for Board Ratification and/or Approval

Check No.	Date	Vendor Name	Invoice #	Purpose	Invoice Amount	Check Amount	FYTD
978340	2024-02-29	JCI JONES CHEMICAL, INC	Inv# 934288	2/20 4988 gal s.hypochlorite	$8,588.84		
978340	2024-02-29	JCI JONES CHEMICAL, INC	Inv# 934288	discount	($171.78)		
978340	2024-02-29	JCI JONES CHEMICAL, INC	Inv# 934289	2/20 4935 gal s.hypochlorite	$8,497.58		
978340	2024-02-29	JCI JONES CHEMICAL, INC	Inv# 934289	discount	($169.95)		
978340	2024-02-29	JCI JONES CHEMICAL, INC	Inv# 934290	2/20 4931 gal s.hypochlorite	$8,490.69		
978340	2024-02-29	JCI JONES CHEMICAL, INC	Inv# 934290	discount	($169.81)		
978340	2024-02-29	JCI JONES CHEMICAL, INC	Inv# 934291	2/20 4974 gal s.hypochlorite	$8,564.73		
978340	2024-02-29	JCI JONES CHEMICAL, INC	Inv# 934291	discount	($171.29)		
978340	2024-02-29	JCI JONES CHEMICAL, INC	Inv# 934476	2/22 4921 gal s.hypochlorite	$8,473.47		
978340	2024-02-29	JCI JONES CHEMICAL, INC	Inv# 934476	discount	($169.47)		
978340	2024-02-29	JCI JONES CHEMICAL, INC	Inv# 934477	2/22 4954 gal s.hypochlorite	$8,530.29		
978340	2024-02-29	JCI JONES CHEMICAL, INC	Inv# 934477	discount	($170.61)		
978340	2024-02-29	JCI JONES CHEMICAL, INC	Inv# 934478	2/22 4970 gal s.hypochlorite	$8,557.84		
978340	2024-02-29	JCI JONES CHEMICAL, INC	Inv# 934478	discount	($171.16)		
978340	2024-02-29	JCI JONES CHEMICAL, INC	Inv# 934479	2/22 5006 gal s.hypochlorite	$8,619.83		
978340	2024-02-29	JCI JONES CHEMICAL, INC	Inv# 934479	discount	($172.40)		
978340	2024-02-29	JCI JONES CHEMICAL, INC	Inv# 934584	2/23 4982 gal s.hypochlorite	$8,578.51		
978340	2024-02-29	JCI JONES CHEMICAL, INC	Inv# 934584	discount	($171.57)		
978340	2024-02-29	JCI JONES CHEMICAL, INC	Inv# 934585	2/23 5011 gal s.hypochlorite	$8,628.44		
978340	2024-02-29	JCI JONES CHEMICAL, INC	Inv# 934585	discount	($172.57)		
	Total for Check:	978340				$117,447.36	$1,032,016.04
978341	2024-03-01	Jackson, Lorenzo	Inv# CK#2349	Final PR CK#2349	$3,877.86		
	Total for Check:	978341				$3,877.86	$22,407.11
978342	2024-03-01	Jackson, Lorenzo	Inv# CK#2351	Final PR CK#2351	$18,529.25		
	Total for Check:	978342				$18,529.25	$22,407.11
978343	2024-02-29	WELLS FARGO BANK	Inv# MARCH 1, 24 #6911	DPR#03 03.01.24 #6911	$16,505.60		
	Total for Check:	978343				$16,505.60	$17,303,481.12
978344	2024-03-04	U.S. BANK TRUST	Inv# COMM PPR TAX EXEMPT 03.04	Attn: Rosalyn Callender	$33,652.79		
	Total for Check:	978344				$33,652.79	$14,967,741.26
978345	2024-03-01	FIDELITY INVESTMENTS	Inv# MARCH 1, 2024 401A 401a	Mar.1,24 DPR#03 Fidelity	$6,483.62		
	Total for Check:	978345				$6,483.62	$2,154,632.97

Orange County Water District

Check Register

Begin Date: 2024-02-29 **End Date:** 2024-03-06

Accounts Payable Check Register Presented for Board Ratification and/or Approval

Check No.	Date	Vendor Name	Invoice #	Purpose	Invoice Amount	Check Amount	FYTD
978346	2024-03-01	FIDELITY INVESTMENTS	Inv# MARCH 1,2024 457B 457b	Mar.1,24 DPR#03 Fidelity	$6,528.39		
	Total for Check:	978346				$6,528.39	$908,515.77
978347	2024-03-05	WELLS FARGO BANK	Inv# MARCH 06, 2024 #6527	Mar.06,24 PR#05 #6527	$43,081.83		
	Total for Check:	978347				$43,081.83	$17,303,481.12
978348	2024-03-05	WELLS FARGO BANK	Inv# MARCH 06, 2024 #6911	Mar.06,24 PR# 5 #6911	$933,316.11		
	Total for Check:	978348				$933,316.11	$17,303,481.12
978349	2024-03-05	WELLS FARGO BANK	Inv# MARCH 06,2024 GARNABF GARNABF	Mar.6,24 PR#05	$3,601.27		
	Total for Check:	978349				$3,601.27	$17,303,481.12
978350	2024-03-06	FIDELITY INVESTMENTS	Inv# MARCH 06, 2024 401A	Mar.06,24 PR#05 401a	$249,162.65		
	Total for Check:	978350				$249,162.65	$2,154,632.97
978351	2024-03-06	FIDELITY INVESTMENTS	Inv# MARCH 06,2024 457B	Mar.06,24 PR#05 457b	$95,144.41		
	Total for Check:	978351				$95,144.41	$908,515.77
978352	2024-03-06	CITIBANK NA NEW YORK, ABA	Inv# 2007BSWAP PMT 02.07-03.06		$2,937.87		
	Total for Check:	978352				$2,937.87	$28,786.41
978353	2024-03-06	U.S. BANK NA	Inv# COP 2003A INT 02.07-03.05 Nguyen-Dao	Attn: Hong-	$229,659.04		
	Total for Check:	978353				$229,659.04	$39,109,164.45
Run Date:	***3/6/2024***				**$2,887,203.23**	**$2,887,203.23**	

Orange County Water District

Check Register

Begin Date: 2024-03-07 **End Date:** 2024-03-13 Page: 1

Accounts Payable Check Register Presented for Board Ratification and/or Approval

Check No.	Date	Vendor Name	Invoice #	Purpose	Invoice Amount	Check Amount	FYTD
803845	2024-03-13	IRON MOUNTAIN	Inv# 257925	Rebill invoice	$154.89		
803845	2024-03-13	IRON MOUNTAIN	Inv# 257931 REVISED	Credit balance	($4.65)		
	Total for Check:	803845				$150.24	$56,613.01
803846	2024-03-13	RUTAN & TUCKER, LLP	Inv# 984734	Jan24 legal/Reclaim.Wtr.BPP	$14,956.80		
803846	2024-03-13	RUTAN & TUCKER, LLP	Inv# 984735	Jan24 legal/LAFCO advice	$288.00		
	Total for Check:	803846				$15,244.80	$303,092.36
803847	2024-03-13	SIGMA-ALDRICH, INC.	Inv# 561976974	SUPPLIES	$116.80		
803847	2024-03-13	SIGMA-ALDRICH, INC.	Inv# 561976974	Handling	$11.65		
	Total for Check:	803847				$128.45	$16,924.05
803848	2024-03-13	SPEX CERTIPREP, LLC	Inv# 491779	SUPPLIES	$212.80		
803848	2024-03-13	SPEX CERTIPREP, LLC	Inv# 491779	SUPPLIES	$155.20		
803848	2024-03-13	SPEX CERTIPREP, LLC	Inv# 491779	SUPPLIES	$68.00		
803848	2024-03-13	SPEX CERTIPREP, LLC	Inv# 491779	SUPPLIES	$66.00		
803848	2024-03-13	SPEX CERTIPREP, LLC	Inv# 491779	SUPPLIES	$52.80		
803848	2024-03-13	SPEX CERTIPREP, LLC	Inv# 493140	SUPPLIES	$459.20		
	Total for Check:	803848				$1,014.00	$8,471.63
803849	2024-03-13	WECK LABORATORIES, INC.	Inv# W4B1243	BPO WATER ANALYSES	$120.00		
803849	2024-03-13	WECK LABORATORIES, INC.	Inv# W4B1247	BPO WATER ANALYSES	$110.00		
803849	2024-03-13	WECK LABORATORIES, INC.	Inv# W4B1248	BPO WATER ANALYSES	$300.00		
803849	2024-03-13	WECK LABORATORIES, INC.	Inv# W4B1249	BPO WATER ANALYSES	$300.00		
803849	2024-03-13	WECK LABORATORIES, INC.	Inv# W4B1250	BPO WATER ANALYSES	$120.00		
803849	2024-03-13	WECK LABORATORIES, INC.	Inv# W4B1252	BPO WATER ANALYSES	$110.00		
803849	2024-03-13	WECK LABORATORIES, INC.	Inv# W4B1253	BPO WATER ANALYSES	$300.00		
803849	2024-03-13	WECK LABORATORIES, INC.	Inv# W4B1436	BPO WATER ANALYSES	$55.00		
803849	2024-03-13	WECK LABORATORIES, INC.	Inv# W4B1476	BPO WATER ANALYSES	$55.00		
	Total for Check:	803849				$1,470.00	$19,358.50
803850	2024-03-13	WESTAIR GASES & EQUIPMENT	Inv# 0011787293	2/13 Lab-helium & nitrogen	$1,429.13		
803850	2024-03-13	WESTAIR GASES & EQUIPMENT	Inv# 0011787293	frt/surcharge/temp helium	$872.57		
	Total for Check:	803850				$2,301.70	$78,422.79
Run Date:	***3/12/2024***				**$20,309.19**	**$20,309.19**	

Orange County Water District

Check Register

Begin Date: 2024-03-07 **End Date:** 2024-03-13 Page: 1

Accounts Payable Check Register Presented for Board Ratification and/or Approval

Check No.	Date	Vendor Name	Invoice #	Purpose	Invoice Amount	Check Amount	FYTD
116896	2024-02-21	UNITED PARCEL SERVICE INC	Inv# 0000X81601074_20240217		($325.53)		
	Total for Check:	116896				($325.53)	$325.53
117098	2024-03-13	CITY OF ORANGE	Inv# 00030145-00_20240227		$165.78		
117098	2024-03-13	CITY OF ORANGE	Inv# 00038354-00_20240227	12.15.23-02.26.24	$162.58		
117098	2024-03-13	CITY OF ORANGE	Inv# FY 22/23 PFAS PMT CITY OR		$93,593.40		
	Total for Check:	117098				$93,921.76	$294,794.89
117099	2024-03-13	ACWA/JPIA	Inv# 702097	Health Insurance April 2024	$488,120.78		
	Total for Check:	117099				$488,120.78	$4,101,095.45
117100	2024-03-13	AGILENT TECHNOLOGIES, INC.	Inv# 127300091	SUPPLIES	$3,660.53		
117100	2024-03-13	AGILENT TECHNOLOGIES, INC.	Inv# 127300091	Shipping	$6.81		
117100	2024-03-13	AGILENT TECHNOLOGIES, INC.	Inv# 127300095	SUPPLIES	$461.10		
117100	2024-03-13	AGILENT TECHNOLOGIES, INC.	Inv# 127300095	Shipping	$1.88		
	Total for Check:	117100				$4,130.32	$304,868.66
117101	2024-03-13	AKESO OCCUPATIONAL HEALTH	Inv# EM002347	DOT PHYSICALS BPO	$290.00		
117101	2024-03-13	AKESO OCCUPATIONAL HEALTH	Inv# EM002347	DOT PHYSICALS BPO	$210.00		
117101	2024-03-13	AKESO OCCUPATIONAL HEALTH	Inv# EM002347	DOT PHYSICALS BPO	$200.00		
	Total for Check:	117101				$700.00	$6,969.92
117102	2024-03-13	AMAZON CAPITAL SERVICES, INC	Inv# 114P-Y6QC-YTVX	Office Equipment	$277.30		
117102	2024-03-13	AMAZON CAPITAL SERVICES, INC	Inv# 114P-Y6QC-YTVX		$5.00		
117102	2024-03-13	AMAZON CAPITAL SERVICES, INC	Inv# 1TNP-TPRX-QQN3	SUPPLIES	$69.16		
117102	2024-03-13	AMAZON CAPITAL SERVICES, INC	Inv# 1TNP-TPRX-QQN3	SUPPLIES	$16.18		
117102	2024-03-13	AMAZON CAPITAL SERVICES, INC	Inv# 1TNP-TPRX-QQN3	SUPPLIES	$15.36		
117102	2024-03-13	AMAZON CAPITAL SERVICES, INC	Inv# 1TNP-TPRX-QQN3	SUPPLIES	$13.03		
117102	2024-03-13	AMAZON CAPITAL SERVICES, INC	Inv# 1TNP-TPRX-QQN3	SUPPLIES	$10.86		
117102	2024-03-13	AMAZON CAPITAL SERVICES, INC	Inv# 1TNP-TPRX-QQN3	SUPPLIES	$9.78		
117102	2024-03-13	AMAZON CAPITAL SERVICES, INC	Inv# 1TNP-TPRX-QQN3	SUPPLIES	$8.69		
117102	2024-03-13	AMAZON CAPITAL SERVICES, INC	Inv# 1TNP-TPRX-QQN3	SUPPLIES	$4.92		
	Total for Check:	117102				$430.28	$33,791.93
117103	2024-03-13	AMERICAN BACKHOE	Inv# 240039	FIELD EQUIPMENT REHAB	$2,120.00		
	Total for Check:	117103				$2,120.00	$2,120.00
117104	2024-03-13	AMERICAN WATER CHEMICAL, INC	Inv# 52230581	2/16 40620 lb antiscalant	$53,212.20		
	Total for Check:	117104				$53,212.20	$1,410,655.40

Orange County Water District

Check Register

Begin Date: 2024-03-07 **End Date:** 2024-03-13

Accounts Payable Check Register Presented for Board Ratification and/or Approval

Check No.	Date	Vendor Name	Invoice #	Purpose	Invoice Amount	Check Amount	FYTD
117105	2024-03-13	APPLIED BEST PRACTICES, LLC	Inv# 29123		$1,309.00		
	Total for Check:	117105				$1,309.00	$5,309.00
117106	2024-03-13	AT & T	Inv# 000021281139		$1,482.71		
	Total for Check:	117106				$1,482.71	$2,556.17
117107	2024-03-13	B & M LAWN & GARDEN CENTER	Inv# 628733	Labor	$90.00		
117107	2024-03-13	B & M LAWN & GARDEN CENTER	Inv# 628733	OPEN BPO FOR PRADO 517347	$72.85		
	Total for Check:	117107				$162.85	$3,079.98
117108	2024-03-13	BANK OF AMERICA, N.A.	Inv# 68175918_20240306		$295.00		
	Total for Check:	117108				$295.00	$345,244.89
117109	2024-03-13	BATTERY SYSTEMS	Inv# 28880212241635	BPO BATTERIES	$522.83		
117109	2024-03-13	BATTERY SYSTEMS	Inv# 28880212241635	Battery Fee	$4.00		
	Total for Check:	117109				$526.83	$4,126.83
117110	2024-03-13	BAY ALARM COMPANY	Inv# 21029349	1529 INSTALLATION	$3,500.00		
117110	2024-03-13	BAY ALARM COMPANY	Inv# 21029699	INSTALLATION CHARGE	$11,455.00		
117110	2024-03-13	BAY ALARM COMPANY	Inv# 21029753	1529	$201.18		
117110	2024-03-13	BAY ALARM COMPANY	Inv# 21029964	1529	$225.81		
117110	2024-03-13	BAY ALARM COMPANY	Inv# 21030199	1529	$406.45		
117110	2024-03-13	BAY ALARM COMPANY	Inv# 21030209	1529 MONITORING	$272.01		
117110	2024-03-13	BAY ALARM COMPANY	Inv# 21033527	1529	$300.00		
117110	2024-03-13	BAY ALARM COMPANY	Inv# 21036361	1529	$375.00		
117110	2024-03-13	BAY ALARM COMPANY	Inv# 21059312	1529	$297.00		
	Total for Check:	117110				$17,032.45	$32,470.41
117111	2024-03-13	BC WIRE ROPE & RIGGING	Inv# 0378641-IN	REPAIR TL-43	$972.85		
	Total for Check:	117111				$972.85	$14,098.88
117112	2024-03-13	BC2 ENVIRONMENTAL, LLC	Inv# 23-29368.1	Prog.Pmt#11 SG-2021-1	$50,749.00		
	Total for Check:	117112				$50,749.00	$265,104.95
117113	2024-03-13	BOOT BARN INC.	Inv# INV00340761	BPO BOOT BARN	$167.01		
	Total for Check:	117113				$167.01	$5,787.53
117114	2024-03-13	BPS SUPPLY GROUP	Inv# S3105468.001	6" x 4" Slip PVC Red- FOR JRS	$49.00		
117114	2024-03-13	BPS SUPPLY GROUP	Inv# S3111132.001	Generated by reorder 2/28/24 1	$188.33		
117114	2024-03-13	BPS SUPPLY GROUP	Inv# S3111132.001	Shipping	$12.39		
117114	2024-03-13	BPS SUPPLY GROUP	Inv# S3111132.001	Handling	$4.35		
117114	2024-03-13	BPS SUPPLY GROUP	Inv# S3111132.001	Discount	($3.46)		

Orange County Water District

Check Register

Begin Date: 2024-03-07 **End Date:** 2024-03-13

Accounts Payable Check Register Presented for Board Ratification and/or Approval

Check No.	Date	Vendor Name	Invoice #	Purpose	Invoice Amount	Check Amount	FYTD
	Total for Check:	117114				$250.61	$16,885.61
117115	2024-03-13	BRENNER FIEDLER & ASSOC., INC.	Inv# 1396867	T-125 Pneumatic valve	$159.58		
117115	2024-03-13	BRENNER FIEDLER & ASSOC., INC.	Inv# 1396867	Freight	$15.21		
	Total for Check:	117115				$174.79	$2,753.76
117116	2024-03-13	BRENNTAG PACIFIC INC.	Inv# BPI413777	3/4 21.94 ton H.Peroxide	$10,970.00		
117116	2024-03-13	BRENNTAG PACIFIC INC.	Inv# BPI413777	discount	($219.40)		
117116	2024-03-13	BRENNTAG PACIFIC INC.	Inv# BPI413778	3/1 11.1897 ton caustic soda	$8,226.10		
117116	2024-03-13	BRENNTAG PACIFIC INC.	Inv# BPI413778	discount	($164.52)		
	Total for Check:	117116				$18,812.18	$1,662,321.91
117117	2024-03-13	CHARLES P. CROWLEY CO,	Inv# 32306	SHC Transfer Pumps	$19,304.21		
117117	2024-03-13	CHARLES P. CROWLEY CO,	Inv# 32306	SHC Transfer Pumps	$14,881.35		
117117	2024-03-13	CHARLES P. CROWLEY CO,	Inv# 32306	Freight	$769.97		
	Total for Check:	117117				$34,955.53	$42,930.96
117118	2024-03-13	CITY OF CHINO UTILITY BILLING	Inv# 3980728		$20.85		
	Total for Check:	117118				$20.85	$20.85
117119	2024-03-13	CITY OF HUNTINGTON BEACH	Inv# 5386189_20240227		$42.60		
	Total for Check:	117119				$42.60	$399.42
117120	2024-03-13	CONSTELLATION NEWENERGY INC.	Inv# 7638330-1_20240226	01.22.24-02.21.24	$144.90		
	Total for Check:	117120				$144.90	$12,646,584.51
117121	2024-03-13	CBC RESTAURANTS CORP.	Inv# 2698718		$659.47		
	Total for Check:	117121				$659.47	$956.47
117122	2024-03-13	COUNTY OF ORANGE	Inv# Z2445214		$50.66		
	Total for Check:	117122				$50.66	$7,593.32
117123	2024-03-13	CPI INTERNATIONAL	Inv# 20063990	SUPPLIES	$400.20		
117123	2024-03-13	CPI INTERNATIONAL	Inv# 20063990		($7.36)		
117123	2024-03-13	CPI INTERNATIONAL	Inv# 20063994	SUPPLIES	$72.86		
117123	2024-03-13	CPI INTERNATIONAL	Inv# 20063994	Shipping	$20.92		
117123	2024-03-13	CPI INTERNATIONAL	Inv# 20063994	Discount	($1.34)		
	Total for Check:	117123				$485.28	$8,294.00
117124	2024-03-13	CUMMINS CAL PACIFIC LLC.	Inv# X9-25942	1000kw Diesel Generator Fuel S	$129.31		

Orange County Water District

Check Register

Begin Date: 2024-03-07 **End Date:** 2024-03-13

Accounts Payable Check Register Presented for Board Ratification and/or Approval

Check No.	Date	Vendor Name	Invoice #	Purpose	Invoice Amount	Check Amount	FYTD
117124	2024-03-13	CUMMINS CAL PACIFIC LLC.	Inv# X9-25942	1000kw Diesel Generator Fuel S	$119.00		
117124	2024-03-13	CUMMINS CAL PACIFIC LLC.	Inv# X9-25942	1000kw Diesel Generator Fuel S	$119.00		
	Total for Check:	117124				$367.31	$47,987.28
117125	2024-03-13	DOPUDJA & WELLS CONSULTING INC	Inv# 1411	Thru 1/31 as needed advisory	$885.00		
	Total for Check:	117125				$885.00	$5,985.00
117126	2024-03-13	DOTY BROS. CONSTRUCTION COMPANY	Inv# 83997	1450	$165,488.00		
117126	2024-03-13	DOTY BROS. CONSTRUCTION COMPANY	Inv# 83997	1450	$46,100.77		
	Total for Check:	117126				$211,588.77	$211,588.77
117127	2024-03-13	EVANTEC CORPORATION	Inv# 202400235	SUPPLIES	$38.06		
117127	2024-03-13	EVANTEC CORPORATION	Inv# 202400235		$27.00		
	Total for Check:	117127				$65.06	$30,385.45
117128	2024-03-13	EVOQUA WATER TECHNOLOGIES, LLC	Inv# 906318411	Shipping	$313.96		
117128	2024-03-13	EVOQUA WATER TECHNOLOGIES, LLC	Inv# 906318411	FIELD SUPPLIES FOR CHRISTINE P	$126.30		
117128	2024-03-13	EVOQUA WATER TECHNOLOGIES, LLC	Inv# 906318411	FIELD SUPPLIES FOR CHRISTINE P	$97.37		
	Total for Check:	117128				$537.63	$2,073,178.08
117129	2024-03-13	FACTORY MOTOR PARTS	Inv# 164-316433	BPO AUTO PARTS	$38.72		
117129	2024-03-13	FACTORY MOTOR PARTS	Inv# 164-316547	BPO AUTO PARTS	$49.81		
117129	2024-03-13	FACTORY MOTOR PARTS	Inv# 164-316557	BPO AUTO PARTS	$149.42		
	Total for Check:	117129				$237.95	$11,229.11
117130	2024-03-13	FEDERAL EXPRESS CORPORATION	Inv# 8-425-26360	Package Delivery	$35.47		
117130	2024-03-13	FEDERAL EXPRESS CORPORATION	Inv# 8-425-26361	Package Delivery	$412.91		
117130	2024-03-13	FEDERAL EXPRESS CORPORATION	Inv# 8-432-09237	Package Delivery	$200.41		
117130	2024-03-13	FEDERAL EXPRESS CORPORATION	Inv# 8-432-09238	Package Delivery	$223.48		
	Total for Check:	117130				$872.27	$13,555.44
117132	2024-03-13	FISHER SCIENTIFIC CO.	Inv# 9437506	SUPPLIES	$76.25		
117132	2024-03-13	FISHER SCIENTIFIC CO.	Inv# 9437506	Shipping-Fuel	$7.45		

Orange County Water District

Check Register

Begin Date: 2024-03-07 **End Date:** 2024-03-13

Accounts Payable Check Register Presented for Board Ratification and/or Approval

Check No.	Date	Vendor Name	Invoice #	Purpose	Invoice Amount	Check Amount	FYTD
117132	2024-03-13	FISHER SCIENTIFIC CO.	Inv# 9478387	SUPPLIES	$195.86		
117132	2024-03-13	FISHER SCIENTIFIC CO.	Inv# 9478387	Shipping-Fuel	$7.45		
117132	2024-03-13	FISHER SCIENTIFIC CO.	Inv# 9519092	SUPPLIES	$209.14		
117132	2024-03-13	FISHER SCIENTIFIC CO.	Inv# 9559965	SUPPLIES	$9,944.97		
117132	2024-03-13	FISHER SCIENTIFIC CO.	Inv# 9559967	SUPPLIES	$371.04		
117132	2024-03-13	FISHER SCIENTIFIC CO.	Inv# 9559967	Shipping-Fuel	$6.70		
117132	2024-03-13	FISHER SCIENTIFIC CO.	Inv# 9559968	Generated by reorder 2/1/24 6:	$3,264.14		
117132	2024-03-13	FISHER SCIENTIFIC CO.	Inv# 9559968	Shipping- Fuel	$6.70		
117132	2024-03-13	FISHER SCIENTIFIC CO.	Inv# 9597946	SUPPLIES	$636.67		
117132	2024-03-13	FISHER SCIENTIFIC CO.	Inv# 9597946	SUPPLIES	$636.67		
117132	2024-03-13	FISHER SCIENTIFIC CO.	Inv# 9597946	SUPPLIES	$626.88		
117132	2024-03-13	FISHER SCIENTIFIC CO.	Inv# 9597946	Shipping-Fuel	$6.70		
117132	2024-03-13	FISHER SCIENTIFIC CO.	Inv# 9597946	SUPPLIES	$626.88		
	Total for Check:	117132				$16,623.50	$169,272.01
117133	2024-03-13	FRONTIER COMMUNICATIONS	Inv# 323-171-0001_20240226		$555.00		
	Total for Check:	117133				$555.00	$39,745.69
117134	2024-03-13	FRONTIER COMMUNICATIONS	Inv# 714-965-1308_20240318		$237.12		
	Total for Check:	117134				$237.12	$39,745.69
117135	2024-03-13	FRONTIER COMMUNICATIONS	Inv# 714-378-3200_20240325		$4,975.67		
	Total for Check:	117135				$4,975.67	$39,745.69
117136	2024-03-13	FRUIT GROWERS LABORATORY INC	Inv# 400423A	BPO RADIOACTIVITY ANAYLSES	$882.00		
117136	2024-03-13	FRUIT GROWERS LABORATORY INC	Inv# 400423A	BPO RADIOACTIVITY ANAYLSES	$77.00		
117136	2024-03-13	FRUIT GROWERS LABORATORY INC	Inv# 400443A	BPO RADIOACTIVITY ANAYLSES	$959.00		
117136	2024-03-13	FRUIT GROWERS LABORATORY INC	Inv# 400444A	BPO RADIOACTIVITY ANAYLSES	$959.00		
117136	2024-03-13	FRUIT GROWERS LABORATORY INC	Inv# 400445A	BPO RADIOACTIVITY ANAYLSES	$959.00		
	Total for Check:	117136				$3,836.00	$35,303.00
117137	2024-03-13	GARBANZO MEDITERRANEAN FRESH	Inv# 3/28/24	FESTIVAL - LUNCH/DAY 2	$5,387.50		
	Total for Check:	117137				$5,387.50	$5,387.50

Orange County Water District

Check Register

Begin Date: 2024-03-07 **End Date:** 2024-03-13

Accounts Payable Check Register Presented for Board Ratification and/or Approval

Check No.	Date	Vendor Name	Invoice #	Purpose	Invoice Amount	Check Amount	FYTD
117138	2024-03-13	GRAINGER INC.	Inv# 9002840438	BPO INDUSTRIAL SUPPLIES	$20.55		
117138	2024-03-13	GRAINGER INC.	Inv# 9004091949	BPO INDUSTRIAL SUPPLIES	$54.69		
117138	2024-03-13	GRAINGER INC.	Inv# 9004737319		$16.59		
117138	2024-03-13	GRAINGER INC.	Inv# 9005008413	Generated by reorder 1/22/24 1	$595.30		
117138	2024-03-13	GRAINGER INC.	Inv# 9006241542	BPO INDUSTRIAL SUPPLIES	$270.25		
117138	2024-03-13	GRAINGER INC.	Inv# 9006241542	BPO INDUSTRIAL SUPPLIES	$107.43		
117138	2024-03-13	GRAINGER INC.	Inv# 9006241559	BPO INDUSTRIAL SUPPLIES	$397.04		
117138	2024-03-13	GRAINGER INC.	Inv# 9006708839	BPO INDUSTRIAL SUPPLIES	$174.13		
117138	2024-03-13	GRAINGER INC.	Inv# 9008027170	BPO INDUSTRIAL SUPPLIES	$737.65		
117138	2024-03-13	GRAINGER INC.	Inv# 9008380942	BPO INDUSTRIAL SUPPLIES	$147.95		
	Total for Check:	117138				$2,521.58	$146,450.80
117139	2024-03-13	GREEN THUMB, LLC	Inv# 20240260	BPO PLANT SERVICE	$291.56		
117139	2024-03-13	GREEN THUMB, LLC	Inv# 20240260	BPO PLANT SERVICE	$102.44		
	Total for Check:	117139				$394.00	$3,799.91
117140	2024-03-13	HAZEN AND SAWYER	Inv# 0000004	Jan24 Sunset GAP barrier FS	$50,284.25		
	Total for Check:	117140				$50,284.25	$114,805.09
117141	2024-03-13	HOME DEPOT CREDIT SERVICES	Inv# 1183653	Credit INV#1612138	($4.28)		
117141	2024-03-13	HOME DEPOT CREDIT SERVICES	Inv# 1214400	Credit Inv#1612147	($4.28)		
117141	2024-03-13	HOME DEPOT CREDIT SERVICES	Inv# 1512938	BPO INDUSTRIAL SUPPLIES	$278.59		
117141	2024-03-13	HOME DEPOT CREDIT SERVICES	Inv# 1612138	BPO INDUSTRIAL SUPPLIES	$4.28		
117141	2024-03-13	HOME DEPOT CREDIT SERVICES	Inv# 1612147	BPO INDUSTRIAL SUPPLIES	$4.28		
117141	2024-03-13	HOME DEPOT CREDIT SERVICES	Inv# 3623399	BPO INDUSTRIAL SUPPLIES	$12.80		
117141	2024-03-13	HOME DEPOT CREDIT SERVICES	Inv# 6520774	BPO INDUSTRIAL SUPPLIES	$61.78		
117141	2024-03-13	HOME DEPOT CREDIT SERVICES	Inv# 8624087	BPO INDUSTRIAL SUPPLIES	$41.86		
	Total for Check:	117141				$395.03	$24,447.09
117142	2024-03-13	IMPERIAL SPRINKLER	Inv# 0014331732-001	BPO LANDSCAPE SUPPLIES	$54.07		
117142	2024-03-13	IMPERIAL SPRINKLER	Inv# 0014331732-001	Discount	($1.00)		
	Total for Check:	117142				$53.07	$495.02
117143	2024-03-13	INTEGRATED POWER SERVICES LLC	Inv# 31850	G.E. GRID F650 - Feeder/Bay Pr	$8,987.10		
	Total for Check:	117143				$8,987.10	$129,243.33
117144	2024-03-13	IRVINE PIPE & SUPPLY CO	Inv# S117233877.001	Flow Meters for Barrier JSMITH	$1,715.99		
117144	2024-03-13	IRVINE PIPE & SUPPLY CO	Inv# S117233877.001	S&H	$27.19		

Orange County Water District

Check Register

Begin Date: 2024-03-07 **End Date:** 2024-03-13

Accounts Payable Check Register Presented for Board Ratification and/or Approval

Check No.	Date	Vendor Name	Invoice #	Purpose	Invoice Amount	Check Amount	FYTD
117144	2024-03-13	IRVINE PIPE & SUPPLY CO	Inv# S117233877.001	Discount	($31.56)		
117144	2024-03-13	IRVINE PIPE & SUPPLY CO	Inv# S117523178.001 (1040	R&D RBFS plus PFAS study	$6,688.70		
117144	2024-03-13	IRVINE PIPE & SUPPLY CO	Inv# S117523178.001 (1040	R&D RBFS plus PFAS study	$206.52		
117144	2024-03-13	IRVINE PIPE & SUPPLY CO	Inv# S117523178.001 (1040	R&D RBFS plus PFAS study	$158.50		
117144	2024-03-13	IRVINE PIPE & SUPPLY CO	Inv# S117523178.001 (1040	R&D RBFS plus PFAS study	$48.11		
117144	2024-03-13	IRVINE PIPE & SUPPLY CO	Inv# S117523178.001 (1040	R&D RBFS plus PFAS study	$36.39		
117144	2024-03-13	IRVINE PIPE & SUPPLY CO	Inv# S117523178.001	S&H	$26.95		
117144	2024-03-13	IRVINE PIPE & SUPPLY CO	Inv# S117523178.001	Discount	($132.50)		
	Total for Check:	117144				$8,744.29	$85,127.06
117145	2024-03-13	JAMES EVENT PRODUCTIONS	Inv# 6265-DS	DEPOSIT - FESTIVAL	$10,000.00		
	Total for Check:	117145				$10,000.00	$10,000.00
117146	2024-03-13	LANCE PICOTTE SAFETY CONSULTING	Inv# 227292024	TRAINING	$2,400.00		
	Total for Check:	117146				$2,400.00	$2,400.00
117147	2024-03-13	LHOIST NORTH AMERICA	Inv# 1102403025	2/13 26.71 ton lime	$10,897.68		
117147	2024-03-13	LHOIST NORTH AMERICA	Inv# 1102403185	2/15 (2)lime-25.92 & 26.08 ton	$21,216.00		
	Total for Check:	117147				$32,113.68	$1,203,408.24
117148	2024-03-13	LIEBERT CASSIDY WHITMORE	Inv# 260043	Jan24 OCEA negotiation	$1,549.50		
	Total for Check:	117148				$1,549.50	$16,723.50
117149	2024-03-13	LILLESTRAND LEADERSHIP CONSULTING	Inv# 7955	2/14 leadership consulting	$656.25		
	Total for Check:	117149				$656.25	$26,631.87
117151	2024-03-13	LINE-X OF ORANGE COUNTY	Inv# 11308	Spray-On Bedliner for T-168 an	$398.66		
117151	2024-03-13	LINE-X OF ORANGE COUNTY	Inv# 11308	Spray-On Bedliner for T-168 an	$398.66		
117151	2024-03-13	LINE-X OF ORANGE COUNTY	Inv# 11308	Spray-On Bedliner for T-168 an	$384.66		
117151	2024-03-13	LINE-X OF ORANGE COUNTY	Inv# 11308	Spray-On Bedliner for T-168 an	$384.66		
117151	2024-03-13	LINE-X OF ORANGE COUNTY	Inv# 11308	Spray-On Bedliner for T-168 an	$353.60		
117151	2024-03-13	LINE-X OF ORANGE COUNTY	Inv# 11308	Spray-On Bedliner for T-168 an	$353.60		
117151	2024-03-13	LINE-X OF ORANGE COUNTY	Inv# 11308	Spray-On Bedliner for T-168 an	$220.89		
117151	2024-03-13	LINE-X OF ORANGE COUNTY	Inv# 11308	Spray-On Bedliner for T-168 an	$220.88		

Orange County Water District

Check Register

Begin Date: 2024-03-07 **End Date:** 2024-03-13

Accounts Payable Check Register Presented for Board Ratification and/or Approval

Check No.	Date	Vendor Name	Invoice #	Purpose	Invoice Amount	Check Amount	FYTD
117151	2024-03-13	LINE-X OF ORANGE COUNTY	Inv# 11308	Spray-On Bedliner for T-168 an	$190.67		
117151	2024-03-13	LINE-X OF ORANGE COUNTY	Inv# 11308	Spray-On Bedliner for T-168 an	$190.67		
117151	2024-03-13	LINE-X OF ORANGE COUNTY	Inv# 11308	Spray-On Bedliner for T-168 an	$129.25		
117151	2024-03-13	LINE-X OF ORANGE COUNTY	Inv# 11308	Spray-On Bedliner for T-168 an	$129.24		
	Total for Check:	117151				$3,355.44	$4,798.43
117152	2024-03-13	MAIL DELIVERY SERVICE CO.	Inv# 22033	BPO MAIL DELIVERY	$301.68		
117152	2024-03-13	MAIL DELIVERY SERVICE CO.	Inv# 22033	BPO MAIL DELIVERY	$65.82		
117152	2024-03-13	MAIL DELIVERY SERVICE CO.	Inv# 22033	Fuel Surcharge	$18.06		
117152	2024-03-13	MAIL DELIVERY SERVICE CO.	Inv# 22033	Fuel Surcharge	$3.94		
	Total for Check:	117152				$389.50	$3,509.48
117153	2024-03-13	MCFADDEN-DALE HARDWARE CO.	Inv# 6235271	BPO INDUSTRIAL SUPPLIES	$34.69		
117153	2024-03-13	MCFADDEN-DALE HARDWARE CO.	Inv# 6235271	Discount	($0.96)		
	Total for Check:	117153				$33.73	$6,989.90
117154	2024-03-13	MCMASTER-CARR SUPPLY COMPANY	Inv# 21709142	BPO INDUSTRIAL SUPPLIES	$164.36		
117154	2024-03-13	MCMASTER-CARR SUPPLY COMPANY	Inv# 21709142	BPO INDUSTRIAL SUPPLIES	$146.23		
117154	2024-03-13	MCMASTER-CARR SUPPLY COMPANY	Inv# 21709142	Shipping	$7.66		
117154	2024-03-13	MCMASTER-CARR SUPPLY COMPANY	Inv# 23187631	Supplies	$238.71		
117154	2024-03-13	MCMASTER-CARR SUPPLY COMPANY	Inv# 23187631	Shipping	$8.61		
117154	2024-03-13	MCMASTER-CARR SUPPLY COMPANY	Inv# 23187631	Discount	($4.77)		
117154	2024-03-13	MCMASTER-CARR SUPPLY COMPANY	Inv# 23255263	Keyway Broach Set for 15 Amps-	$587.18		
117154	2024-03-13	MCMASTER-CARR SUPPLY COMPANY	Inv# 23255263	Keyway Broach Set for 15 Amps-	$113.52		
117154	2024-03-13	MCMASTER-CARR SUPPLY COMPANY	Inv# 23255263	Shipping	$10.78		
117154	2024-03-13	MCMASTER-CARR SUPPLY COMPANY	Inv# 23255263	Discount	($14.01)		
	Total for Check:	117154				$1,258.27	$20,974.85
117155	2024-03-13	MICRO MOTION, INC.	Inv# 15-MAR-2024	Generated by reorder 1/25/24 6	$12,799.51		

Orange County Water District

Check Register

Begin Date: 2024-03-07 **End Date:** 2024-03-13

Accounts Payable Check Register Presented for Board Ratification and/or Approval

Check No.	Date	Vendor Name	Invoice #	Purpose	Invoice Amount	Check Amount	FYTD
117155	2024-03-13	MICRO MOTION, INC.	Inv# 15-MAR-2024	Frt&Handling	$189.80		
	Total for Check:	117155				$12,989.31	$113,060.19
117156	2024-03-13	MILLER & AXLINE	Inv# 11501	2/28/24 legal/South Basin	$3,443.54		
	Total for Check:	117156				$3,443.54	$93,172.78
117157	2024-03-13	MUNICIPAL WATER DISTRICT OF OC	Inv# 11387	Jan24 water purchases	$176,300.72		
	Total for Check:	117157				$176,300.72	$2,215,644.98
117158	2024-03-13	MYTHICS	Inv# 195792	Oracle JDE support 21069598 #3	$166.50		
117158	2024-03-13	MYTHICS	Inv# 211181	Renew Oracle iAS - 30 NUPs	$1,092.96		
	Total for Check:	117158				$1,259.46	$10,828.52
117159	2024-03-13	NAPA AUTO PARTS	Inv# 118849	BPO TRUCK PARTS	$15.14		
	Total for Check:	117159				$15.14	$914.81
117160	2024-03-13	NAPA/ORANGE COUNTY AUTO PARTS	Inv# 701740	BPO AUTO PARTS	$78.27		
117160	2024-03-13	NAPA/ORANGE COUNTY AUTO PARTS	Inv# 701740	Discount	($1.57)		
117160	2024-03-13	NAPA/ORANGE COUNTY AUTO PARTS	Inv# 701880	BPO AUTO PARTS	$28.98		
117160	2024-03-13	NAPA/ORANGE COUNTY AUTO PARTS	Inv# 701880	Discount	($0.58)		
	Total for Check:	117160				$105.10	$3,251.44
117161	2024-03-13	NMG GEOTECHNICAL INC	Inv# 24974	TESTING	$1,030.00		
	Total for Check:	117161				$1,030.00	$1,030.00
117162	2024-03-13	O'Toole, Kevin	Inv# FEB 28-MAR 1, 2024 TRAVEL	2/28-3/1 Las Vegas, NV MSSC	$419.02		
	Total for Check:	117162				$419.02	$860.00
117163	2024-03-13	ODP BUSINESS SOLUTIONS LLC	Inv# 355575755001		$56.00		
	Total for Check:	117163				$56.00	$3,875.75
117164	2024-03-13	ONESOURCE DISTRIBUTORS INC.	Inv# S7278375.003	Credit for S7278375.001	($1,896.81)		
117164	2024-03-13	ONESOURCE DISTRIBUTORS INC.	Inv# S7405997.003	OCAL 1/2 inch ST Conduit Seal	$623.28		
117164	2024-03-13	ONESOURCE DISTRIBUTORS INC.	Inv# S7278375.005	Replacement for S7278375.001	$1,896.81		
117164	2024-03-13	ONESOURCE DISTRIBUTORS INC.	Inv# S7405997.003	Discount	($5.73)		
117164	2024-03-13	ONESOURCE DISTRIBUTORS INC.	Inv# S7414744.001	BELDEN 9462 FRO JAS	$754.21		
117164	2024-03-13	ONESOURCE DISTRIBUTORS INC.	Inv# S7414744.001	Discount	($6.94)		

Orange County Water District

Check Register

Begin Date: 2024-03-07 **End Date:** 2024-03-13

Accounts Payable Check Register Presented for Board Ratification and/or Approval

Check No.	Date	Vendor Name	Invoice #	Purpose	Invoice Amount	Check Amount	FYTD
117164	2024-03-13	ONESOURCE DISTRIBUTORS INC.	Inv# S7418384.001	ELECTRICAL SUPPLIES	$50.17		
117164	2024-03-13	ONESOURCE DISTRIBUTORS INC.	Inv# S7418384.001		$9.24		
117164	2024-03-13	ONESOURCE DISTRIBUTORS INC.	Inv# S7418384.001	Discount	($0.46)		
	Total for Check:	117164				$1,423.77	$156,637.03
117165	2024-03-13	ORANGE COUNTY SCIENCE & ENGINEERING FAIR	Inv# OCSEF SPONSORSHIP 2024 Sponsorship 2024	OCSEF	$3,000.00		
	Total for Check:	117165				$3,000.00	$3,000.00
117166	2024-03-13	PACIFIC HYDROTECH CORPORATION	Inv# 14 FUL-2022-1	Prog.Pmt#14 FUL-2022-1	$1,148,920.50		
117166	2024-03-13	PACIFIC HYDROTECH CORPORATION	Inv# 15 FUL-2022-1	Prog.Pmt#15 FUL-2022-1	$289,100.20		
117166	2024-03-13	PACIFIC HYDROTECH CORPORATION	Inv# 15 FUL-2022-1	Prog.Pmt#15 FUL-2022-1	$37,759.84		
117166	2024-03-13	PACIFIC HYDROTECH CORPORATION	Inv# 15 FUL-2022-1	Prog.Pmt#15 FUL-2022-1	$26,354.71		
117166	2024-03-13	PACIFIC HYDROTECH CORPORATION	Inv# 15 FUL-2022-1	Prog.Pmt#15 FUL-2022-1	$3,996.21		
	Total for Check:	117166				$1,506,131.46	$6,276,139.74
117167	2024-03-13	AMERICAN BUSINESS BANK	Inv# ESC 8385200 RET#14 FUL-2022-1	Ret#14 P.Hydro	$60,469.50		
117167	2024-03-13	AMERICAN BUSINESS BANK	Inv# ESC 8385200 RET#15 FUL-2022-1	Ret#15 P.Hydro	$15,215.80		
117167	2024-03-13	AMERICAN BUSINESS BANK	Inv# ESC 8385200 RET#15 FUL-2022-1	Ret#15 P.Hydro	$1,987.36		
117167	2024-03-13	AMERICAN BUSINESS BANK	Inv# ESC 8385200 RET#15 FUL-2022-1	Ret#15 P.Hydro	$1,387.09		
117167	2024-03-13	AMERICAN BUSINESS BANK	Inv# ESC 8385200 RET#15 FUL-2022-1	Ret#15 P.Hydro	$210.33		
	Total for Check:	117167				$79,270.08	$239,133.66
117168	2024-03-13	PARKHOUSE TIRE, INC.	Inv# 1020279760	RT-23 rear tires replacement	$1,542.63		
	Total for Check:	117168				$1,542.63	$7,226.35
117169	2024-03-13	PERKINELMER U.S LLC	Inv# 441118322	SUPPLIES	$2,577.38		
117169	2024-03-13	PERKINELMER U.S LLC	Inv# 441118322	Freight	$55.00		
	Total for Check:	117169				$2,632.38	$7,335.52
117170	2024-03-13	PHENOVA INC	Inv# 202074	SUPPLIES	$56.55		
117170	2024-03-13	PHENOVA INC	Inv# 202074	Frt&Handling	$39.10		

Orange County Water District

Check Register

Begin Date: 2024-03-07 **End Date:** 2024-03-13

Accounts Payable Check Register Presented for Board Ratification and/or Approval

Check No.	Date	Vendor Name	Invoice #	Purpose	Invoice Amount	Check Amount	FYTD
	Total for Check:	117170				$95.65	$9,988.09
117171	2024-03-13	PLATINUM COMPUTER SUPPORT	Inv# 25497		$1,595.91		
117171	2024-03-13	PLATINUM COMPUTER SUPPORT	Inv# 25497		$866.19		
117171	2024-03-13	PLATINUM COMPUTER SUPPORT	Inv# 25497		$607.91		
117171	2024-03-13	PLATINUM COMPUTER SUPPORT	Inv# 25497		$455.93		
117171	2024-03-13	PLATINUM COMPUTER SUPPORT	Inv# 25497		$303.96		
117171	2024-03-13	PLATINUM COMPUTER SUPPORT	Inv# 25497		$259.37		
117171	2024-03-13	PLATINUM COMPUTER SUPPORT	Inv# 25497		$259.37		
117171	2024-03-13	PLATINUM COMPUTER SUPPORT	Inv# 25497		$259.37		
117171	2024-03-13	PLATINUM COMPUTER SUPPORT	Inv# 25497		$205.54		
	Total for Check:	117171				$4,813.55	$31,330.51
117172	2024-03-13	PMC-STS INC	Inv# 115713	BARR Pressure Transducer- JH	$738.25		
117172	2024-03-13	PMC-STS INC	Inv# 115713	BARR Pressure Transducer- JH	$480.00		
117172	2024-03-13	PMC-STS INC	Inv# 115713	BARR Pressure Transducer- JH	$190.00		
117172	2024-03-13	PMC-STS INC	Inv# 115713	Freight	$33.97		
117172	2024-03-13	PMC-STS INC	Inv# 115713	BARR Pressure Transducer- JH	$974.75		
	Total for Check:	117172				$2,416.97	$9,582.25
117173	2024-03-13	QUADIENT FINANCE USA, INC	Inv# 7900044080794138_02252024		$7,141.07		
	Total for Check:	117173				$7,141.07	$13,266.41
117174	2024-03-13	QUADIENT, INC.	Inv# 17262736		$242.52		
	Total for Check:	117174				$242.52	$572.09
117175	2024-03-13	QUINN COMPANY	Inv# PC830418818	BPO EQUIPMENT & SUPPLIES	$57.82		
117175	2024-03-13	QUINN COMPANY	Inv# PC830418887	BPO EQUIPMENT & SUPPLIES	$544.94		
117175	2024-03-13	QUINN COMPANY	Inv# PC830418887	Battery Fee	$4.00		
117175	2024-03-13	QUINN COMPANY	Inv# PC830418931	BPO EQUIPMENT & SUPPLIES	$305.75		
	Total for Check:	117175				$912.51	$2,082,799.15
117176	2024-03-13	POWERPLAN OIB	Inv# CDIR2999		($64.95)		
117176	2024-03-13	POWERPLAN OIB	Inv# P5217735	TL-40 Long reach excavator buc	$1,923.88		
117176	2024-03-13	POWERPLAN OIB	Inv# P5217735		$54.00		
117176	2024-03-13	POWERPLAN OIB	Inv# P5217735	TL-40 Long reach excavator buc	$49.18		
117176	2024-03-13	POWERPLAN OIB	Inv# P5217735		$40.17		
	Total for Check:	117176				$2,002.28	$24,355.64

Orange County Water District

Check Register

Begin Date: 2024-03-07 **End Date:** 2024-03-13

Accounts Payable Check Register Presented for Board Ratification and/or Approval

Check No.	Date	Vendor Name	Invoice #	Purpose	Invoice Amount	Check Amount	FYTD
117177	2024-03-13	RESTEK CORPORATION	Inv# CD50425752	SAMPLE ANALYSIS	$505.69		
117177	2024-03-13	RESTEK CORPORATION	Inv# CD50425752		($9.30)		
	Total for Check:	117177				$496.39	$9,547.02
117178	2024-03-13	SERRANO WATER DISTRICT	Inv# FY 22/23 PFAS PMT		$64,533.20		
	Total for Check:	117178				$64,533.20	$175,703.54
117179	2024-03-13	SOLTIS AND COMPANY, INC.	Inv# 8240 1258		$4,503.58		
	Total for Check:	117179				$4,503.58	$75,961.26
117180	2024-03-13	SOUTHERN CALIFORNIA EDISON CO.	Inv# 700145466803_20240304		$764,821.31		
	Total for Check:	117180				$764,821.31	$7,848,710.26
117181	2024-03-13	SOUTHERN COUNTIES LUBRICANTS, LLC	Inv# 198262		$675.48		
	Total for Check:	117181				$675.48	$12,262.43
117182	2024-03-13	SPARKLETTS DS WATER OF AMERICA LP	Inv# 6144555021624	BPO WATER DELIVERY	$37.97		
117182	2024-03-13	SPARKLETTS DS WATER OF AMERICA LP	Inv# 6144555021624	BPO WATER DELIVERY	$9.00		
	Total for Check:	117182				$46.97	$5,803.93
117183	2024-03-13	SUPERIOR SWEEPING LTD.	Inv# 377-0224	BPO STREET SWEEPING	$495.00		
	Total for Check:	117183				$495.00	$4,455.00
117184	2024-03-13	TETRA TECH, INC.	Inv# 52190255	Thru 12/29 Talbert I24-I25	$27,320.50		
	Total for Check:	117184				$27,320.50	$970,349.18
117185	2024-03-13	SoCalGas	Inv# 04440929000_20240306	02.01.24-03.04.24	$1,000.92		
117185	2024-03-13	SoCalGas	Inv# 05070929004_20240306	02.01.24-03.04.24	$1,103.98		
117185	2024-03-13	SoCalGas	Inv# 11375833040_20240306	02.01.24-03.04.24	$7,057.75		
	Total for Check:	117185				$9,162.65	$64,180.40
117186	2024-03-13	TOM'S TRUCK CENTER, INC	Inv# 1328927	BPO FORD PARTS	$1,111.25		
117186	2024-03-13	TOM'S TRUCK CENTER, INC	Inv# 1328927	FREIGHT	$27.00		
	Total for Check:	117186				$1,138.25	$31,241.00
117187	2024-03-13	U.S. BANK	Inv# 14148514	01.01.24-01.31.24	$1,158.67		
	Total for Check:	117187				$1,158.67	$39,067.63
117188	2024-03-13	UNIFIRST CORPORATION	Inv# 2190128034	1557	$318.27		
117188	2024-03-13	UNIFIRST CORPORATION	Inv# 2190128034	1557	$8.62		
117188	2024-03-13	UNIFIRST CORPORATION	Inv# 2190128355	1557	$60.14		

Orange County Water District

Check Register

Begin Date: 2024-03-07 **End Date:** 2024-03-13

Accounts Payable Check Register Presented for Board Ratification and/or Approval

Check No.	Date	Vendor Name	Invoice #	Purpose	Invoice Amount	Check Amount	FYTD
117188	2024-03-13	UNIFIRST CORPORATION	Inv# 2190128356	1557	$16.77		
117188	2024-03-13	UNIFIRST CORPORATION	Inv# 2190128357	1557	$277.26		
117188	2024-03-13	UNIFIRST CORPORATION	Inv# 2190128358	1557	$10.78		
117188	2024-03-13	UNIFIRST CORPORATION	Inv# 2190128359	1557	$519.98		
117188	2024-03-13	UNIFIRST CORPORATION	Inv# 2190128360	1557	$110.66		
117188	2024-03-13	UNIFIRST CORPORATION	Inv# 2190128361	1557	$33.66		
117188	2024-03-13	UNIFIRST CORPORATION	Inv# 2200101430	1557	$40.02		
	Total for Check:	117188				$1,396.16	$8,742.12
117189	2024-03-13	UNITED PARCEL SERVICE INC	Inv# 0000X81601074_20240217		$325.53		
	Total for Check:	117189				$325.53	$325.53
117190	2024-03-13	UNITED PARCEL SERVICE	Inv# 0000X81601104_20240309		$199.82		
	Total for Check:	117190				$199.82	$4,617.87
117191	2024-03-13	UNIVAR SOLUTIONS USA	Inv# 51919425	3/11 830 gal s.hypochlorite	$1,705.96		
117191	2024-03-13	UNIVAR SOLUTIONS USA	Inv# 51919425	discount	($34.12)		
	Total for Check:	117191				$1,671.84	$506,925.76
117192	2024-03-13	UNIVERSAL BACKGROUND SCREENING INC	Inv# 202402008258	Background Screening	$949.65		
	Total for Check:	117192				$949.65	$7,254.60
117193	2024-03-13	UTILIQUEST LLC	Inv# 331869-Q	2/4-10 screen/mark pipes	$785.97		
117193	2024-03-13	UTILIQUEST LLC	Inv# 331869-Q	2/4-10 screen/mark pipes	$458.48		
117193	2024-03-13	UTILIQUEST LLC	Inv# 331869-Q	2/4-10 screen/mark pipes	$56.20		
117193	2024-03-13	UTILIQUEST LLC	Inv# 331869-Q	2/4-10 screen/mark pipes	$9.30		
	Total for Check:	117193				$1,309.95	$75,451.95
117194	2024-03-13	VALLEY CITIES/GONZALES FENCE INC.	Inv# 1644	1315	$9,000.00		
	Total for Check:	117194				$9,000.00	$27,835.00
117195	2024-03-13	VWR INTERNATIONAL LLC	Inv# 8815227870	SUPPLIES	$43.50		
117195	2024-03-13	VWR INTERNATIONAL LLC	Inv# 8815276982	SUPPLIES	$397.13		
117195	2024-03-13	VWR INTERNATIONAL LLC	Inv# 8815286582		$47.25		
117195	2024-03-13	VWR INTERNATIONAL LLC	Inv# 8815301839		$197.03		
	Total for Check:	117195				$684.91	$84,995.93
117196	2024-03-13	YORBA LINDA WATER DISTRICT	Inv# FY 22/23 PFAS PMT YORBA		$213,294.60		
	Total for Check:	117196				$213,294.60	$213,294.60

Orange County Water District

Check Register

Begin Date: 2024-03-07 **End Date:** 2024-03-13

Accounts Payable Check Register Presented for Board Ratification and/or Approval

Check No.	Date	Vendor Name	Invoice #	Purpose	Invoice Amount	Check Amount	FYTD
978354	2024-03-07	JCI JONES CHEMICAL, INC	Inv# 934656	2/26 4956 gal s.hypochlorite	$8,533.74		
978354	2024-03-07	JCI JONES CHEMICAL, INC	Inv# 934656	discount	($170.67)		
978354	2024-03-07	JCI JONES CHEMICAL, INC	Inv# 934657	2/26 4899 gal s.hypochlorite	$8,435.59		
978354	2024-03-07	JCI JONES CHEMICAL, INC	Inv# 934657	discount	($168.71)		
978354	2024-03-07	JCI JONES CHEMICAL, INC	Inv# 934667	2/26 4935 gal s.hypochlorite	$8,497.58		
978354	2024-03-07	JCI JONES CHEMICAL, INC	Inv# 934667	discount	($169.95)		
978354	2024-03-07	JCI JONES CHEMICAL, INC	Inv# 934668	2/26 4796 gal s.hypochlorite	$8,258.23		
978354	2024-03-07	JCI JONES CHEMICAL, INC	Inv# 934668	discount	($165.16)		
978354	2024-03-07	JCI JONES CHEMICAL, INC	Inv# 934746	discount	($171.29)		
978354	2024-03-07	JCI JONES CHEMICAL, INC	Inv# 934746	2/27 4974 gal s.hypochlorite	$8,564.73		
978354	2024-03-07	JCI JONES CHEMICAL, INC	Inv# 934747	2/27 4905 gal s.hypochlorite	$8,445.92		
978354	2024-03-07	JCI JONES CHEMICAL, INC	Inv# 934747	discount	($168.92)		
978354	2024-03-07	JCI JONES CHEMICAL, INC	Inv# 934908	2/29 4875 gal s.hypochlorite	$8,394.26		
978354	2024-03-07	JCI JONES CHEMICAL, INC	Inv# 934908	discount	($167.89)		
978354	2024-03-07	JCI JONES CHEMICAL, INC	Inv# 934909	2/29 4806 s.hypochlorite	$8,275.45		
978354	2024-03-07	JCI JONES CHEMICAL, INC	Inv# 934909	discount	($165.51)		
978354	2024-03-07	JCI JONES CHEMICAL, INC	Inv# 934918	2/29 4879 gal s.hypochlorite	$8,401.15		
978354	2024-03-07	JCI JONES CHEMICAL, INC	Inv# 934918	discount	($168.02)		
978354	2024-03-07	JCI JONES CHEMICAL, INC	Inv# 934919	2/29 4901 gal s.hypochlorite	$8,439.03		
978354	2024-03-07	JCI JONES CHEMICAL, INC	Inv# 934919	discount	($168.78)		
	Total for Check:	978354				$82,560.78	$1,114,576.82
978355	2024-03-08	Samples, Michael J.	Inv# CK#2352	Final PR CK#2352	$3,769.07		
	Total for Check:	978355				$3,769.07	$8,173.62
978356	2024-03-08	Samples, Michael J.	Inv# CK#2353	Final PR CK#2353	$4,404.55		
	Total for Check:	978356				$4,404.55	$8,173.62
Run Date:	***3/12/2024***				**$4,141,070.87**	**$4,141,070.87**	

MINUTES OF MEETING
BOARD OF DIRECTORS, ORANGE COUNTY WATER DISTRICT
February 21, 2024 5:30 p.m.

President Green called to order the February 21, 2024 regular meeting of the Orange County Water District Board of Directors at 5:30 p.m. Following the Pledge of Allegiance to the Flag, the District Secretary called the roll and reported a quorum as follows. Public access was also provided via Zoom webinar.

Directors		Staff
Valerie Amezcua		John Kennedy, General Manager
Denis Bilodeau		Joseph Larsen, General Counsel
Cathy Green		Christina Fuller, District Secretary
Dina Nguyen	(absent)	
Natalie Meeks		
Stephen Sheldon		
Van Tran	(arrived 5:43 p.m.)	
Erik Weigand		
Bruce Whitaker		
Roger Yoh		

VISITOR PARTICIPATION

There were no visitors wishing to address the Board at this meeting.

CONSENT CALENDAR

The Consent Calendar was approved upon motion by Director Amezcua, seconded by Director Meeks and carried [8-0] as follows,
Ayes: Amezcua, Bilodeau, Green, Meeks, Sheldon, Weigand, Whitaker, Yoh
Absent: Nguyen, Tran

1. Approval of Cash Disbursements

MOTION NO. 24-15
APPROVING CASH DISBURSEMENTS

Payment of bills for the period of February 01, 2024 through February 14, 2024 in the total amount of $10,803,671.39 is ratified and approved.

2. Minutes of Board of Directors Meetings held January 17 and February 7, 2024

MOTION NO. 24-16
APPROVING MINUTES OF BOARD OF DIRECTORS MEETINGS

The Minutes of the Board of Directors meeting held January 17 and February 7, 2024 are hereby approved as presented.

3. 2022-2023 Engineer's Report on Groundwater Conditions, Water Supply and Basin Utilization

MOTION NO. 24-17
RECEIVING AND FILING 2022-2023 ENGINEER'S REPORT ON GROUNDWATER CONDITIONS, WATER SUPPLY AND BASIN UTILIZATION
AND SCHEDULING PUBLIC HEARINGS

The draft 2022-23 Engineer's Report is hereby received and filed, and public hearings are scheduled for March 20, 2024 to present the Report's findings and on April 17, 2024 to consider establishing the Replenishment Assessment, Basin Equity Assessment and Basin Production Percentage for the 2024-25 water year.

ITEMS RECOMMENDED FOR APPROVAL AT WATER ISSUES COMMITTEE MEETING HELD FEBRUARY 14

4. Authorize on Call Services Agreement with VCS Environmental for Cultural Resources Records Searches and Technical Analysis

RESOLUTION NO. 24-2-12
APPROVING AGREEMENT WITH VCS ENVIRONMENTAL FOR CULTURAL RESOURCES RECORDS SEARCHES AND ANALYSIS

RESOLVED, that issuance of on-call services agreement with VCS Environmental is authorized for an amount not to exceed $30,000 for as-needed cultural resources services.

5. Ratify Change Orders to Contract No. EOCWD-2021-1 and Authorize Budget Increase

MOTION NO. 24-18
RATIFYING AND APPROVING ISSUANCE OF CHANGE ORDERS TO CONTRACT NO. EOCWD-2021-1

Issuance of Change Order Nos. 1 through 18 to Contract No. EOCWD-2021-1, East Orange County Water District PFAS Treatment Plant, is hereby ratified/approved and an increase in the project budget by $855,600 for a total project budget of $8,940,600 is authorized.

6. Contract No. TAL-2024-1: Talbert Barrier Well Redevelopment - Publication of Notice Inviting Bid

MOTION NO. 24-19
AUTHORIZING PUBLICATION OF NOTICE INVITING BIDS FOR CONTRACT NO. TAL-2024-1: TALBERT BARRIER WELL REDEVELOPMENT

Publication of a Notice Inviting Bids for Contract No. TAL-2024-1, 2023-24 Talbert Barrier Well Redevelopment Project is hereby authorized.

7. Cities of Anaheim and Orange, Serrano Water District, and Yorba Linda Water District Petitions for Exemption of Payment of Replenishment Assessment and Basin Equity Assessment and Schedule Public Hearing

MOTION NO. 24-20
RECEIVING AND FILING PETITIONS FOR EXEMPTIONS AND STAFF REPORTS FROM CITIES OF ANAHEIM, ORANGE, SANTA ANA, EAST ORANGE COUNTY WATER DISTRICT, SERRANO WATER DISTRICT, AND YORBA LINDA WATER DISTRICT AND SCHEDULING PUBLIC HEARING

Petitions for exemptions and staff reports evaluating the petitions from city of Anaheim for Wells 42, 43, 44, 52, and 58; city of Orange for Wells 9, 19 to 25, 27, and future wells 28 and 29; Serrano Water District for Wells 3, 5, and a future well; Yorba Linda Water District for Wells 1, 5, 7, 10, 12, and 18 to 22, three future wells; East Orange County Water District for its East (EOCW-E) and Vanderwerff (EOCW-V) wells; and city of Santa Ana for its Wells 27, 28, and 38 from payment of the Replenishment Assessment and Basin Equity Assessment, is hereby received and filed, and a public hearing is scheduled for March 20, 2024 in accordance with Section 38.1 of the OCWD Act.

ITEMS RECOMMENDED FOR APPROVAL AT ADMINISTRATION FINANCE COMMITTEE MEETING HELD FEBRUARY 15

8. Monthly Cash Control Report

MOTION NO. 24-21
RECEIVING AND FILING THE MONTHLY CASH CONTROL REPORTS

The Summary Cash and Cash Equivalents Control Reports dated January 31, 2024 are hereby received and filed.

9. Investment Portfolio Holdings Reports

MOTION NO. 24-22
RECEIVING AND FILING INVESTMENT PORTFOLIO HOLDINGS REPORTS

The Investment Portfolio Holdings Reports dated January 31, 2024 are hereby received and filed.

10. Amendments 4 and 5 to Agreement 1315 with Valley Cities/Gonzales Fence, Inc., for On-Call Fence Repairs

RESOLUTION NO. 24-2-13
APPROVING AMENDMENTS NO. 4 AND 5 TO AGREEMENT WITH VALLEY CITIES/GONZALES FENCE, INC. FOR ON-CALL FENCE REPAIRS FOR RECHARGE BASINS

WHEREAS, pursuant to Resolution No.19-6-91 adopted June 19, 2019, as subsequently modified, OCWD issued Agreement No. 1315 to Valley Cities/Gonzales Fence, Inc., for on-call fence repairs for the recharge basins; and

WHEREAS, the Administration and Finance Issues Committee of this Board has recommended issuance of Amendment No. 4 to such Agreement for an amount not to exceed 25,000, at the same rates, for on-call fence repairs for the period of August 1, 2023, to July 31, 2024;

WHEREAS, the Administration and Finance Issues Committee has further recommended issuance of Amendment No. 5 to such Agreement to extend the termination date to June 30, 2025, and increase the not-to-exceed amount by $40,000.

NOW, THEREFORE, the Board of Directors of the Orange County Water District does hereby approve Amendments four and five to such License Agreement as described herein; and, upon approval as to form by District General Counsel, its execution by the District officers is authorized.

11. Budget to Actual Second Quarter 2023-24

MOTION NO. 24-23
RECEIVING AND FILING THE BUDGET TO ACTUAL REPORT FOR THE SECOND QUARTER FISCAL YEAR 2023-24

The Budget to Actual Report for the Second Quarter of Fiscal Year 2023-24 ending December 31, 2023 is hereby received and filed.

INFORMATIONAL ITEMS

12. Update on Forecast Informed Reservoir Operations (FIRO) at Prado Dam, Subseasonal to Seasonal (S2S) Forecasting and Atmospheric River Reconnaissance (AR Recon)

Dr. Marty Ralph of the Center for Western Weather and Water Extremes (CW3E) at the Scripps Institution of Oceanography provided an update on Prado Dam FIRO efforts and other FIRO studies, Subseasonal to Seasonal (S2S) forecasting research, and atmospheric river reconnaissance (AR Recon).

13. Water Resources Summary

General Manager John Kennedy stated the report is in the packet.

14. SAWPA Update

Director Whitaker provided an update on recent SAWPA activities.

15. Committee/Conference/Meeting Reports

The Board reported on attendance at the following Committee meetings, noting the Action Agendas were included in tonight's Board packet.

Feb 08 - Communication & Legislative Liaison Committee
Feb 14 - Water Issues Committee
Feb 15 - Administration and Finance Issues Committee

16. Verbal Reports

General Manager John Kennedy provided an update on Prado Dam stating that the water behind the Dam peaked at 27,000 acre feet. Mr. Kennedy announced the promotion of Chris Olsen to the position of Executive Director of Engineering and Water Resources.

ADJOURNMENT

There being no further business to come before the Board, the meeting adjourned at 6:15 p.m.

Christina Fuller, District Secretary

Cathy Green, President

MINUTES OF MEETING
BOARD OF DIRECTORS, ORANGE COUNTY WATER DISTRICT
March 6, 2024, 5:30 p.m.

President Green called to order the March 6, 2024 regular meeting of the Orange County Water District Board of Directors at 5:30 p.m. Following the Pledge of Allegiance to the Flag, the District Secretary called the roll and reported a quorum as follows. Public access was also provided via Zoom webinar.

Directors	Staff
Valerie Amezcua	John Kennedy, General Manager
Denis Bilodeau	Jeremy Jungreis, General Counsel
Cathy Green	Christina Fuller, District Secretary
Dina Nguyen	
Natalie Meeks	
Stephen Sheldon	
Van Tran	
Erik Weigand	
Bruce Whitaker	
Roger Yoh	

VISITOR PARTICIPATION

There were no visitors wishing to address the Board this evening.

PRESENTATION TO MIKE MARKUS

Michelle Shoots, representative from Assembly Member Tri Ta's office, presented a resolution to former General Manager Mike Markus for his contributions to the water community.

CONSENT CALENDAR

The Consent Calendar was then approved upon motion by Director Meeks, seconded by Director Amezcua and carried [8-0] as follows.

Ayes: Amezcua, Bilodeau, Green, Meeks, Sheldon, Tran, Weigand, Yoh
Absent: Nguyen, Whitaker

1. Approval of Cash Disbursements

MOTION NO. 24-24
APPROVING CASH DISBURSEMENTS

Payment of bills for the period of February 15, 2024 through February 28, 2024 in the total amount of $8,206,980.94 is ratified and approved.

ITEMS RECOMMENDED FOR APPROVAL AT PROPERTY MANAGEMENT COMMITTEE MEETING HELD FEBRUARY 23

2. Amendment to Lease with V. Montoya Enterprises, Inc. for Wholesale Container Nursery at 1184 N. Hewes Street, Orange

RESOLUTION NO. 24-3-14
AUTHORIZING AMENDMENT TO LEASE WITH V. MONTOYA ENTERPRISES, INC.
FOR WHOLESALE CONTAINER NURSERY

WHEREAS, pursuant to Resolution No. 09-4-52 adopted April 1, 2009, and subsequent amendments thereto, OCWD issued a Lease to V. Montoya Enterprises, Inc. (Montoya) for a wholesale Container nursery at 1184 No. Hewes Street, Orange; and

WHEREAS, the Property Management Committee of this Board has presented and recommended approval of Amendment Four to such Lease Agreement with Montoya to extend the termination date to March 31, 2029, and revise the Rent Schedule to reflect a 3% per annum rent increase.

NOW, THEREFORE, the Board of Directors of the Orange County Water District does hereby approve Amendment Four to such Lease Agreement with Montoya as described herein; and, upon approval as to form by District General Counsel, its execution by the District officers is authorized.

3. Amendment to Lease with Sandwood Enterprises Inc. D.B.A. Orange County Sandbagger for Property Located At 2424 N. Batavia Street, Orange

RESOLUTION NO. 24-3-15
AUTHORIZING LEASE AMENDMENT WITH SANDWOOD ENTERPRISES INC.
DBA ORANGE COUNTY SANDBAGGER

WHEREAS, pursuant to Resolution No. 07-4-50 adopted April 4, 2007, and subsequent amendments thereto, OCWD entered into a lease agreement with Sandwood Enterprises, Inc., d.b.a. Orange County Sandbagger, for a sandbagging operation at 2424 No. Batavia Street in the City of Orange through March 31, 2017; and

WHEREAS, the Property Management Committee of this Board has recommended approval of Amendment No. Five to such lease to extend the Lease expiration date to March 31, 2029, with an option to extend the Lease for an additional five-year term, subject to mutual written consent of both parties.

NOW, THEREFORE, the Board of Directors of the Orange County Water District does hereby approve Amendment Five to such Lease as outlined herein; and, upon approval as to form by District General Counsel, its execution by the District officers is authorized.

ITEMS RECOMMENDED FOR APPROVAL AT RETIRMENT COMMITTEE MEETING HELD FEBRUARY 27

4. Retirement Committee "Employee" Vacancy Appointments

MOTION NO. 24-25
APPROVING EMPLOYEE APPOINTMENTS TO THE RETIREMENT COMMITTEE

The following staff appointments to the OCWD Retirement Committee are hereby approved:

Sitting Member – Jason Dadakis (appointed for a two-year term),
Sitting Member – Kevin O'Toole (appointed for a two-year term),
First Alternate – Roy Herndon (appointed for one-year term), and
Second Alternate – Bill Leever (appointed for a one-year term)

5. 401(a) Money Purchase Retirement Plan Investment Line-Up And 457(b) Deferred Compensation Plan Red Flag Fund Review

MOTION NO. 24-26
RECEIVING AND FILING 457(B) DEFERRED COMPENSATION PLAN LINE-UP REVIEW AND 401(A) RED FLAG FUND REVIEW

The 401(a) Money Purchase Retirement Plan and the 457(b) Deferred Compensation Plan investment portfolios are hereby received and filed and the following actions in connection with the funds are authorized.

SHARE CLASS CHANGES REVIEW 457(b)	
INVESTMENT FUNDS	**ACTION**
Principal Real Estate Securities R-6 (PFRSX)	Map to Principal Real Estate Securities Fund Institutional Class (PIREX)
JPMorgan Emerging Markets Equity R6 (RNWGX)	Map to JPMorgan Emerging Markets Equity I (JEMSX)
MFS International Growth R6 (MGRDX)	Map to MFS International Growth Fund Class R4 (MGRVX)
Delaware Ivy Mid Cap Growth R6 (IGRFX)	Map to Delaware Ivy Mid Cap Growth I (IYMIX)
PGIM High Yield R6 (PHYQX)	Map to PGIM High Yield Z (PHYZX)

SHARE CLASS CHANGES REVIEW 401(a)	
INVESTMENT FUNDS	**ACTION**
Carillon Scout Mid Cap R-6 (CSMUX)	Map to Carillon Scout Mid Cap Y (UMBMX)
Parnassus Core Equity Instl (PRILX)	Map to Parnassus Core Equity Inv (PRBLX)

SHARE CLASS 401(A) ITEMS FOR REVIEW	
INVESTMENT FUNDS	**ACTION**
Vanguard International Growth Adm (VWILX)	Red Flag
JPMorgan Mid Cap Growth R5 (JMGFX)	Keep Red flag
Carillion Scout Mid Cap R-6 (CSMUX)	Red Flag

SHARE CLASS 457 ITEMS FOR REVIEW	
INVESTMENT FUNDS	**ACTION**

Franklin Gold and Precious Metal Adv (FGADX)	No Action

Directors Nguyen and Whitaker arrived during discussion of the following item.

INFORMATIONAL ITEMS

6. Proposed Fiscal Year 2024-25 Budget

CFO/Treasurer Randy Fick reviewed the fiscal year 2024-25 proposed budget in the total amount of $247.6 million. He advised that the General Fund budget of $105.2 million contains $5.4 million for PFAS Treatment O&M costs for Producers with no increase to headcount. Mr. Fick stated that the water budget is proposed at $6 million and includes 3,000 af of water purchases for the Alamitos Barrier. He reviewed the projects included in the CIP budget of $59,383,777 and presented the remaining budget components. Mr. Fick stated that next fiscal year's budget is based on an increased Replenishment Assessment of $688/acre-foot and a Basin Production Percentage of 85%.

7. PFAS Update

Executive Director of Engineering and Water Resources Chris Olsen provided an update on PFAS treatment plant construction and current grant efforts with the regional board.

8. Committee/Conference/Meeting Reports

The Board reported on attendance at the following Committee meetings, noting the Action Agendas were included in tonight's Board packet.

February 23 – Property Management Committee
February 27 – Retirement Committee

9. Verbal Reports

President Green reported that she met with the Department of Reclamation Forestry and the EPA in Washington, DC. Director Whitaker noted that he attended the Urban Water Institute Conference in Palm Springs. General Manager John Kennedy introduced new staff member Sheryl Parsons, Director of Natural Resources.

ADJOURNMENT

There being no further business to come before the Board, the meeting adjourned at 6:30 p.m.

_____
Christina Fuller, District Secretary

_____
Cathy Green, President

AGENDA ITEM SUBMITTAL

Meeting Date: March 20, 2024

To: Board of Directors

From: John Kennedy

Staff Contact: C. Olsen

Budgeted: Yes
Budgeted Amount: $360,000
Cost Estimate: $42,500
Funding Source: R&R Fund
Program/Line Item No.: R22028
General Counsel Approval: N/A
Engineers/Feasibility Report: NA
CEQA Compliance: NA

Subject: AMENDMENT TO AGREEMENT WITH ENGEO FOR BOND BASIN SLOPE REPAIR DESIGN

SUMMARY

Staff initiated the final design of a permanent fix which will include slope stabilization and a storm drain realignment with ENGEO last October. The new pipeline alignment discharging into Bond Basin was agreed upon with the City of Orange (City) who is equally sharing the cost of the emergency repair and permanent fix. Staff requests to amend Agreement No. 1555 with ENGEO to finalize plans and specifications.

Attachment: ENGEO proposal dated March 8, 2024.

RECOMMENDATION

Authorize issuance of an Amendment to Agreement No. 1555 with ENGEO for final design services of Bond Basin slope repair and storm drain realignment for an amount not to exceed $42,500.

DISCUSSION

Bond Basin is part of the Santiago Basins recharge system as shown in Figure 1. The southeasterly corner of the basin contains a City of Orange storm drain. Over the past few years, the supporting slope and storm drain failed causing significant erosion to the area. Emergency repair work to construct a soil nail wall with rip rap placement was designed by ENGEO and performed by Access Limited Construction to stabilize the corner and prevent any additional significant damage to the corner of the basin, completed in January 2023. See Figure 2 for recent soil nail wall installation.

Due to the complicated history of ownership and maintenance of the storm drain, the City and District have agreed to share in the cost to repair the slope and storm drain. The Board approved entering into an agreement with the City on October 4, 2022 to equally share in the temporary and permanent repair cost and this agreement has been fully executed.

A Professional Services Agreement was issued to ENGEO in October 2023 for an amount not to exceed $46,800 to begin final design which included pipeline alignment

alternatives, soil material testing and slope repair options. Staff has met with the City and all parties have agreed on the pipeline alignment and final design can now proceed. Staff recommends authorizing issuance of an Amendment to Agreement No. 1555 with ENGEO for final design services of Bond Basin slope repair and storm drain extension for an amount not to exceed $42,500. This Amendment brings the total design cost to $89,300.

Figure 1 – Project Location

Figure 2 – Soil Nail Wall at corner of Bond Basin

PREVIOUS BOARD ACTIONS

October 18, 2023 – Authorize issuance of a Professional Services Agreement to ENGEO for design services for the permanent Bond Basin slope repair and storm drain extension for an amount not to exceed $46,800.

November 16, 2022 – Ratify the emergency slope repair contract for Bond Basin in an amount of $992,000 to Access Limited Construction and ratify an amendment issued to ENGEO Incorporated for testing, construction inspection and reporting for $76,400.

October 4, 2022 – Authorized the General Manager to negotiate and execute a 50/50 cost share agreement with the city of Orange.

Project No.
21055.000.002

February 29, 2024
Revised March 8, 2024

Mr. Chris Olsen
Orange County Water District
18700 Ward Street
Fountain Valley, CA 92708

Subject: Bond Basin Storm Drain Repair
Orange County, California

PROPOSAL FOR STORM DRAIN REPAIR DESIGN

Dear Mr. Olsen:

We are pleased to submit this proposal to provide engineering design services for the Bond Basin storm drain, within the Santiago Creek Recharge Basin, located in Orange County, California. The purpose of our services is to provide engineering design to the Orange County Water District (District) and complete a set of construction drawings and specifications, for the proposed large diameter storm drain pipe to be installed prior to slope mitigation measures proposed for the basin. In preparation of this proposal, we reviewed our previous work, visited the site, spoke to specialty contractors, and discussed the project with you.

SCOPE OF SERVICES

As you are aware, we submitted a proposal in October 2023 for slope mitigation measures at the same location, but it did not include the design of the storm drainpipe and associated storm drain facilities. At the time, we understood that the City of Orange was to design the storm drain realignment. This proposal is for an additional scope of services, that will incorporate the pipe design into the plan set for other slope repair measures. ENGEO will prepare plans and specifications for routing the existing 60-inch Reinforced Concrete Pipe (RCP) to the east of the current outfall location based on the conceptual design previously provided and depicted below. This concept includes connection to the existing storm drain at the manhole, a trenched pipe section, open channel flow down the basin slope, and an outfall structure.

EXHIBIT 1

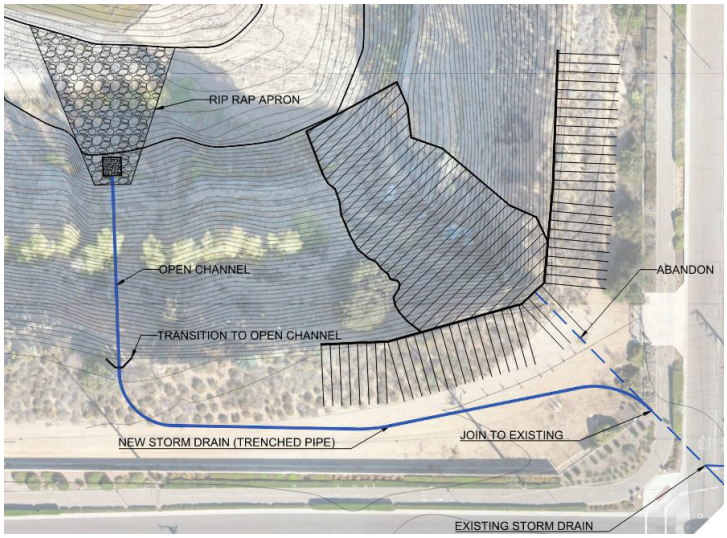

Our services will include a draft set of construction drawings and specifications to submit to the project team, City, and Water District for review and comment, and a final set that will incorporate review comments. The final plans will be used for the procurement and construction of the pipe design and recommended slope mitigation design.

We will retain the services of a Structural Engineer, Insight Structural Engineers, for support with structural calculations and detailing.

Following submittal of final plans, ENGEO will provide bid support during the procurement process. We anticipate attending meetings, answering RFIs, and consulting with the City and Water District, as necessary.

FEE

We propose to provide the above-described scope of services for a fee of **$32,500.** (This amount includes $12,500 for structural engineering support). We will also provide bid support on a time-and-expense basis, not to exceed **$10,000**. Any requested contract changes will need to be approved in writing before we proceed. Additional services requested by you that are not outlined in this agreement, such as construction monitoring services or site surveys, will be charged on a time-and-expense basis in accordance with our current fee schedule. Please let us know if you would like us to provide an estimate for any additional services.

LIMITATIONS

ENGEO's liability for damage due to professional negligence, acts, errors, omissions, breach of contract and consequential damages will be limited by Client to an amount not to exceed an aggregate limit of one hundred thousand dollars or ENGEO's fee, whichever is greater, regardless of the legal theory under which such liability is imposed.

If you agree with the scope of services and fees outlined in this request, please issue a contract for our review and signature. We look forward to serving you on this project. If you have any questions or comments regarding this proposal, please call and we will be glad to discuss them with you.

Sincerely,

ENGEO Incorporated

Craig S Wright, CEG
Associate

Josef J Tootle, GE
Principal

csw/sc/km/jjt/ar

AGENDA ITEM SUBMITTAL

Meeting Date: March 7, 2024

To: Communications/Leg. Liaison Cte.
Board of Directors

From: John Kennedy

Staff Contact: G. Ayala/A. Harasty

Budgeted: N/A
Budgeted Amount: N/A
Cost Estimate: N/A
Funding Source: N/A
Program/Line-Item No.: N/A
General Counsel Approval: N/A
Engineers/Feasibility Report: N/A
CEQA Compliance: N/A

Subject: STATE LEGISLATIVE UPDATE

SUMMARY

Orange County Water District (OCWD; the District) consultants will provide recommendations on bill positions and efforts to gain PFAS funding.

Attachments:

- Joe A. Gonsalves and Son – Edelstein Gilbert Robson & Smith March 2024 State Legislative Update
- AB 817 Pacheco (D-Downey): Open meetings: teleconferencing: subsidiary body
- AB 2626 Dixon (R-Newport Beach): Advanced Clean Fleets regulations: local governments

RECOMMENDATION

RECOMMENDED BY COMMITTEE

Agendize for March 20 Board meeting: Take the following positions:

Bill Number/Author	Short Title	Recommendation
AB 817 Pacheco (D-Downey):	Open meetings: teleconferencing: subsidiary body	Support
AB 2626 Dixon (R-Newport Beach)	Advanced Clean Fleets regulations: local governments	Support

DISCUSSION/ANALYSIS

AB 817 Pacheco (D-Downey): Open meetings: teleconferencing: subsidiary body.

This bill would, until January 1, 2026, authorize a subsidiary body (which would apply to OCWD) to use teleconferencing without complying with the requirement to post agendas at all teleconferencing locations and to identify the teleconferencing location. OCWD staff and

consultants recommend a “support” position on AB 817 as it provides flexibility for District meetings.

Also, the bill would remove the requirement to make teleconference locations accessible to the public. Finally, the bill would be removing the requirement that during the teleconference, at least a quorum of the members of the legislative body shall participate from locations within the boundaries of the territory over which the local agency exercises jurisdiction.

The bill requires the subsidiary body to comply with all the following:

1. The teleconferenced meetings shall be conducted in a manner that protects the statutory and constitutional rights of the parties or the public appearing before the subsidiary body;
2. Each member of the subsidiary body shall participate through both audio and visual technology;
3. The subsidiary body shall provide at least one of the following as a means by which the public may remotely hear and visually observe the meeting, and remotely address the subsidiary body:
    - A two-way audiovisual platform
    - A two-way telephonic service and a live webcasting of the meeting

4. The subsidiary body shall give notice of the meeting and post agendas as otherwise required by this chapter;

5. In each instance in which notice of the time of the teleconferenced meeting is otherwise given or the agenda for the meeting is otherwise posted, the subsidiary body shall also give notice of the means by which members of the public may access the meeting and offer public comment;

6. The agenda shall identify and include an opportunity for all persons to attend and address the subsidiary body directly pursuant to Section 54954.3 via a call-in option or via an internet-based service option;

7. In the event of a disruption that prevents the subsidiary body from broadcasting the meeting to members of the public using the call-in option or internet-based service option, or in the event of a disruption within the subsidiary body’s control that prevents members of the public from offering public comments using the call-in option or internet-based service option, the subsidiary body shall take no further action on items appearing on the meeting agenda until public access to the meeting via the call-in option or internet-based service option is restored;

8. Notwithstanding Section 54953.3, an individual desiring to provide public comment through the use of an internet website, or other online platform, not under the control of the subsidiary body, that requires registration to log in to a teleconference may be required to register as required by the third-party internet website or online platform to participate; and,

9. The subsidiary body shall not require public comments to be submitted in advance of the meeting and must provide an opportunity for the public to address the subsidiary body and offer comment in real time.

In order to use teleconferencing, the legislative body that established the subsidiary body shall make the following findings by majority vote before the subsidiary body uses teleconferencing for the first time, and every 12 months thereafter:

- The legislative body has considered the circumstances of the subsidiary body;
- Teleconference meetings of the subsidiary body would enhance public access to meetings of the subsidiary body; and,
- Teleconference meetings of the subsidiary body would promote the attraction, retention, and diversity of subsidiary body members.

<u>AB 2626 Dixon (R-Newport Beach) Advanced Clean Fleets regulations: local governments</u>

This bill would extend the compliance dates for local government set forth in the Advanced Clean Fleets (ACF) regulation by 10 years. OCWD staff and consultants recommend a "support" position on AB 2626 as OCWD and the water/wastewater/public works industry as a whole would benefit from this proposed legislation.

According to OCWD staff, the biggest issue with complying with ACF (beyond the obvious cost) is the lack of available zero emission vehicles with a gross vehicle rating over 8,500 pounds as well as the electrical charging station infrastructure. A delay would allow technology to catch up with the ACF requirements while giving public agencies like OCWD time to plan and budget for vast increase in fleet costs.

Funding for PFAS Clean-up

As previously reported in January 2024, OCWD President Green, senior staff and lobbyists had a productive meeting with the Chair of the State Water Resources Control Board (SWRCB) and key senior SWRCB staff regarding funding to assist OCWD in per- and polyfluoroalkyl substances (PFAS) clean-up. The state's Drinking Water State Revolving Fund (SRF) Emerging Contaminants (EC) Principal Forgiveness program was discussed, in relation to addressing PFAS in local water supplies. The current SWRCB practice of limiting each water system to a single application poses a challenge. For context, the City of Anaheim requires approximately $140 million for treatment of its 19 impacted wells, while the City of Santa Ana faces around $75 million in treatment costs for its 12 wells.

Given the scale of Orange County's PFAS contamination issue, OCWD is advocating that the SWRCB allow water systems to submit multiple Drinking Water SRF EC Principal Forgiveness applications and/or for the SWRCB to provide a higher grant amount per application. This adjustment would help to alleviate the financial burden on ratepayers. Such a policy change would not only benefit OCWD but would also set a precedent for supporting other communities facing similar challenges.

As follow-up to the January meeting with the SWRCB Chair and key staff, OCWD was alerted by SWRCB staff to submit more funding applications for four additional PFAS cleanup projects to meet the SWRCB's internal deadlines for funding. Also, SWRCB staff reached out to OCWD expressing interest in the option to raise the cap per project versus adding to administrative burden by having applicants apply multiple times per project.

OCWD staff and consultants are now writing follow-up letters to the SWRCB and writing template letters for members of the California Assembly, Senate, key committee chairs, other impacted water agencies state-wide, OCWD's retail water agencies and key local

elected officials to send in support letters for an increase in the cap per project and/or to allow for multiple applications per project.

ACTIVITIES

January 31	Senator Janet Nguyen's staff, Joe Pena, was briefed by Alicia Harasty
January 29	Senator Kelly Seyarto's staff, Madison Marks-Noble, was briefed by Alicia Harasty
January 26	Assembly Member Cottie Petrie-Norris met with President Cathy Green, John Kennedy and Alicia Harasty regarding OCWD and its state priorities
January 25	OCWD President Green, senior staff and lobbyists had a productive meeting with the Chair of the State Water Resources Control Board
January 24	Assembly Member Tri Ta's staff, Colin Edwards, Assembly Member Dixon's staff, Kristin Vallandi, Senator Umberg's staff, Fidel Vasquez, was briefed by Alicia Harasty
January 23	Assembly Member Petrie-Norris's staff, Michael Tou, was briefed by Alicia Harasty
January 16	The following Sacramento staff to the Orange County delegation were briefed by Alicia Harasty: Jessica Matlock, Office of Senator Newman; Hannah Skaggs, Office of Assembly Member Dixon; Christopher Aguilera, Office of Assembly Member Quirk-Silva; Katherine Moore, Senate Committee on Natural Resources and Water/Senator Min key contact; Victoria Harris, Office of Assembly Member Petrie-Norris; Christian Lopez, Office of Senator Seyarto; Ted Blanchard, Office of Senator Nguyen; Katie Guthrie, Office of Assembly Member Valencia

UPCOMING ACTVITIES

March 7	Assembly Member Dixon & Orange County Supervisor Chaffee Briefing
March 8	Assembly Member Valencia Briefing
March 15	Assembly Member Tri Ta Briefing

7

Backup materials for Committee items are available in the Committee packet.
Materials distributed at Committee meetings are attached hereto

AGENDA ITEM SUBMITTAL

Meeting Date: March 13, 2024

To: Water Issues Committee
Board of Directors

From: John Kennedy

Staff Contact: C. Olsen / M. Patel

Budgeted: Yes
Proposed Budget: $150,000
Cost Estimate: N/A
Funding Source: R&R Reserve
Program/Line Item No.: R23011
General Counsel Approval: N/A
Engineers/Feasibility Report: N/A
CEQA Compliance: N/A

Subject: AMENDMENTS TO AGREEMENTS FOR EMERGENCY ON-CALL REPAIR SERVICES

SUMMARY

The District operates and maintains more than 60 miles of transmission pipeline and several infrastructure systems, some of which were constructed more than 50 years ago. The District relies on contractors to perform emergency repairs on this infrastructure when needed.

RECOMMENDATION

RECOMMENDED BY COMMITTEE

Agendize for March 20 Board meeting:

1. Authorize issuance of Amendments to Agreements 1450, 1451 and 1452 with Doty Bros. Equipment Company, Inc.; W.A. Rasic Construction Company, Inc.; and TE Roberts, Inc., respectively, for Emergency On-Call Repair Services for a three-year term commencing April 1, 2024; and
2. Authorize the General Manager to initiate emergency repairs with the on-call firms for an amount not to exceed $150,000 per emergency occurrence with Board ratification after the work is complete.

BACKGROUND/ANALYSIS

The District owns and maintains several pipelines including the Green Acres Project, Groundwater Replenishment System Pipeline, Santiago Creek Pipeline, Talbert Barrier Pipeline, and other water conveyance systems that total more than 60 miles in length. The age of these assets varies from a few years to more than 50 years. Additionally, District assets include the Advanced Water Purification Facility and forebay recharge infrastructure. Occasionally, portions of these systems require immediate emergency repair in order to prevent or limit loss of life, property, and/or to maintain satisfactory levels of service. The District relies on contractors to perform emergency repair work on pipelines and related appurtenances.

The agreements for the current pool of three contractors with emergency on-call agreements will expire March 31, 2024. The three existing on-call contractors have been highly responsive and satisfactorily performed repairs at competitive rates.

Staff recommends renewing emergency on-call agreements by issuing amendments with the three contractors: W.A. Rasic Construction Company, Inc.; Doty Bros. Equipment Company, Inc.; and TE Roberts, Inc.

PRIOR RELEVANT BOARD ACTION(S)

2/17/21, R21-2-24: Authorize issuance of Agreements to W.A. Rasic Construction Company, Inc.; Doty Bros. Equipment Company, Inc.; and TE Roberts, Inc. for Emergency On-Call Repair Services for a three-year term commencing April 1, 2021 and authorize the General Manager to initiate emergency repairs with the on-call firms for an amount not to exceed $150,000 per emergency occurrence.

3/21/2018, R18-3-25: Agreements authorized for Emergency On-Call Repair Services for three-year terms commencing April 1, 2018 with an option to renew an additional three years: W.A. Rasic Construction Company, Inc.; Doty Bros. Equipment Company, Inc.; T.E. Roberts, Inc.; and Charles King Company; that the OCWD General Manager is authorized to initiate emergency repairs with the aforementioned on-call firms for an amount not to exceed $150,000.

9/16/2015, R15-9-128: Authorize agreements with ARB, Inc., Doty Bros. Construction Company, and W.A. Rasic Construction Company, Inc. for On-Call Emergency Pipeline Repair Services.

9/2/2012, R12-9-109: Authorize agreements with ARB, Inc., Doty Bros. Construction Company, and W.A. Rasic Construction Company, Inc. for Emergency Construction, Inspection Services, and Repair Work.

8/18/2010, R10-8-127: Authorize agreement Doty Bros. Equipment Company for Emergency Construction, Inspection Services, and Repair Work.

2/18/2009, R09-2-21: Authorize agreement with Doty Bros. Equipment Company for Emergency Construction, Inspection Services, and Repair Work.

3/21/2007, R07-3-44: Authorize agreement with Doty Bros. Equipment Company for Emergency Construction, Inspection Services, and Repair Work.

Backup materials for Committee items are available in the Committee packet.
Materials distributed at Committee meetings are attached hereto

AGENDA ITEM SUBMITTAL

Meeting Date: March 13, 2024

To: Water Issues Committee
Board of Directors

From: John Kennedy

Staff Contact: C. Olsen / R. Bouley

Budgeted: Yes
Budget Amount: $6,857,000
Cost Estimate: $7,176,000
Funding Source: CIP
Program/Line Item No.: C19014
General Counsel Approval: Yes
Engineers Report: Completed
CEQA Compliance: MND

Subject: RATIFY AND AUTHORIZE CHANGE ORDER TO CONTRACT NO. IRWD-2021-1 AND AUTHORIZE BUDGET INCREASE

SUMMARY

Innovative Construction Solutions (ICS) is completing work on the Irvine Ranch Water District Well OPA-1 PFAS Treatment Plant, Contract No. IRWD-2021-1. There are four change orders that were previously approved under the General Managers authority that require ratification and one pending change order that warrants authorization. Staff recommends ratifying change orders 4-7, authorizing Change Order No. 8, and increasing the project budget by $369,000.

RECOMMENDATION

RECOMMENDED BY COMMITTEE

Agendize for March 20 Board meeting:

1. Ratify issuance of Change Order Nos. 4-7,
2. Authorize issuance of Change Order No. 8, and
3. Increase project budget by $369,000 for a total project budget of $7,176,000.

BACKGROUND/ANALYSIS

Construction of the IRWD Well OPA-1 PFAS water treatment plant is underway and expected to be complete within the next 2 months. The Contractor has performed additional work to date to modify piping, structural, and electrical components along with additional work to waterproof the recessed vessel structure. Staff has issued seven change orders to date. Change Orders #1-3 were previously ratified by the Board. Change Orders #4-7 are summarized below:

CCO #4. Additional work to install Victaulic couplings to accommodate pipe removal, revise rebar that was detailed incorrectly on the plans, provide a grounding system, relocate a transmitter device for easier access and provide alternative lighting fixtures – Add $69,860.

CCO #5. Additional work to waterproof the outside of the recessed vessel foundation walls as required by IRWD – Add $49,924 and 15 Calendar Days.

CCO #6. Additional work to paint IX vessels per IRWD's request – Add $21,402.

CCO #7. Additional work to reposition valves and add additional Victaulic couplings at IRWD's request – Add $13,757.

There have also been additional changes on the project related to the new masonry wall installed across the front of the site. This was intended to match the existing wall on the current well site, but the heights and structure of the existing wall differed from the record drawings. This extra work requires Change Order No. 8 and includes additional excavation to match the existing masonry wall footing, as well as additional masonry blocks and rebar to match the existing wall height.

Change orders 4-7 account for 4.45% of the construction contract. Staff requests ratifying the existing change orders and authorizing Change Order No. 8 since the total of these change orders exceed the General Manager's signing authority of 5%. In addition to the change orders, there have been additional costs of Construction Management by OCWD Staff ($92,000) and CDM Smith ($111,130), and the IX Vessel System and IX media costs have also increased ($103,000). Staff recommends ratifying Change Orders 4 – 7, authorizing Change Order No. 8, and increasing the project budget by $369,000 due to these additional project costs. The proposed project budget is shown in Table 1, below:

Table 1: IRWD Well OPA-1 PFAS Treatment Budget Summary

Description	Previous Anticipated Budget	Proposed Budget
Design and Construction Management		
AECOM Work Order 1 (Design)	$624,785	$624,785
AECOM Work Order 1A (Design)	$6,410	$6,410
AECOM Work Order 1B (Construction Support)	$150,748	$150,748
CDM Smith Work Order 3 (CM/Inspection)	$461,140	$461,140
CDM Smith Work Order 3A (CM/Inspection)		*$83,630*
CDM Smith Work Order 3B (CM/Inspection)		*$27,500*
Subtotal	**$1,243,083**	**$1,354,213**
Construction		
Contract IRWD-2021-1	$3,485,000	$3,485,000
CCO Nos 1-3	$560,577	$560,577
CCO 4-7	*$0*	*$154,943*
CCO 8	*$0*	*$39,507*
OPA-1 PFAS Treatment Vessels	*$772,000*	*$834,000*
OPA-1 IX Resin	*$509,000*	*$550,000*
Construction Sub-Total	**$5,326,577**	**$5,624,027**
Bid Advertisement Costs	*$0*	*$5,800*
OCWD Staff Expense	*$0*	*$92,000*
Project Contingency	*$287,340*	*$99,960*
Project Budget	**$6,857,000**	**$7,176,000**
Continued Next Page		

IRWD Reimbursement		
Contract IRWD-2021-1	($50,000)	($50,000)
Well Rehabilitation (Reimburse Actual Cost)	*($500,000)*	*($450,000)*
Project Cost to OCWD	**$6,307,000**	**$6,676,000**

PRIOR RELEVANT BOARD ACTION(S)

03/15/23, M23-24: Ratifying Change Orders to Contract No. IRWD-2021-1, and Authorizing Budget Increase.

03/16/22, R22-3-26: Award Contract No. IRWD-2021-1, Irvine Ranch Water District Well OPA-1 PFAS Treatment System, to Innovative Construction Solutions.

12/15/21, R21-12-178: Approve actions in connection with the IRWD Well OPA-1 PFAS Water Treatment Plant Project: Approve Engineers Report, Find Addendum No. 1 to the ISMND for OPA Well Replacement adequately evaluates the environmental impacts of the project, authorize publication of RFP for IX Media, authorize publication of Notice Inviting Bids, and authorize filing a Notice of Determination for Addendum No. 1 to the ISMND for the OPA Well Replacement Project.

Backup materials for Committee items are available in the Committee packet.
Materials distributed at Committee meetings are attached hereto

AGENDA ITEM SUBMITTAL

Meeting Date: March 13, 2024

To: Water Issues Committee
Board of Directors

From: John Kennedy

Staff Contact: R. Herndon/D. Field

Budgeted: Yes
Budgeted Amount: $500,000
Cost Estimate: $500,000
Funding Source: CIP
Program/ Line Item No.: C23004
General Counsel Approval: N/A
Engineers/Feasibility Report: N/A
CEQA Compliance: Yes

Subject: AWARD CONTRACT SG-2024-1 CONSTRUCTION OF OCWD-BS29 MONITORING WELL CLUSTER TO BC2 ENVIRONMENTAL, LLC AND AUTHORIZE AGREEMENT TO WOOD RODGERS FOR INSPECTION SERVICES

SUMMARY

In September 2023, the Board approved construction of monitoring well cluster OCWD-BS29 (BS29) including issuing a Notice Inviting Bids for well construction and issuing a Request for Proposals for inspection services during construction. Based on review of the bids and proposals, staff recommends awarding the contract to BC2 Environmental, LLC (BC2) for an amount not to exceed $352,605; and authorizing a services agreement with Wood Rodgers to conduct inspection services during well construction for an amount not to exceed $80,646.

RECOMMENDATIONS

RECOMMENDED BY COMMITTEE

Agendize for March 20 Board meeting:

1. Receive and file Affidavit of Publication of Notice Inviting Bids for Contract SG-2024-1;
2. Accept bid and award Contract No. SG-2024-1 to BC2 Environmental, LLC for an amount not to exceed $352,605; and
3. Authorize issuance of a services agreement to Wood Rodgers for inspection services during construction of the OCWD-BS29 monitoring well cluster for an amount not to exceed $80,646.

BACKGROUND/ANALYSIS

In the coastal area of Orange County, the primary source of saline and brackish groundwater is seawater intrusion through permeable aquifer sediments underlying topographic lowlands or gaps between the erosional remnants or mesas of the Newport-Inglewood Uplift. The susceptible locations from north to south are the Alamitos, Sunset, Bolsa, and Talbert gaps as shown in Figure 1.

OCWD has been investigating the nature and extent of seawater intrusion in the Sunset Gap since 2010: 1) performed two surface geophysical surveys within the Naval Weapons Station Seal Beach (NWSSB); 2) installed thirteen multi-depth monitoring wells at the NWSSB and in the city of Huntington Beach; 3) prepared nine hydrogeologic cross-sections through the area; and 4) developed a computer model that simulates groundwater flow and brackish water movement in the Alamitos and Sunset Gaps. As authorized by the Board, staff is proceeding with a feasibility study to evaluate alternatives for a potential seawater intrusion barrier in the Sunset Gap.

Proposed Bolsa Gap Monitoring Well Cluster (OCWD-BS29)

Proposed well cluster BS29 fills an important data gap where seawater intrusion potentially occurs across the Bolsa-Fairview Fault to the north beneath the Bolsa Chica Mesa and into the southeastern portion of Sunset Gap (Figure 2). Confirmation of this potential intrusion pathway or lack thereof will help define the lateral extent and depth of intrusion and support the development of potential remedial actions in Sunset Gap.

Monitoring well cluster BS29 would include four single-cased wells constructed of 2-inch PVC, similar to other monitoring well clusters installed in Sunset Gap. A well site has been selected in Huntington Beach and approved by city staff. Table 1 below summarizes the anticipated casing depths and target aquifers for these wells.

Table 1. Monitoring Well Cluster OCWD-BS29 Anticipated Depths and Target Aquifers

Well No.	Aquifer Name	Approx. Screen Depth (feet bgs)
OCWD-BS29A	Bolsa/Beta	80-100
OCWD-BS29B	Lambda	120-140
OCWD-BS29C	Omicron	150-170
OCWD-BS29D	Main	340-360

Well Construction Contract SG-2024-1

The NIB for Contract SG-2024-1 was issued on January 29, 2024. The following responsive bids were received on February 28, 2024.

BC2 Environmental, LLC	$352,605
ABC Liovin Drilling, LLC	$423,825
Yellow Jacket Drilling Services, LLC	$492,650

All bids are deemed responsive. The lowest responsive bid from BC2 in the amount of $352,605 is consistent with the Geologist's estimate of $380,000. Staff recommends awarding the contract to BC2 Environmental, LLC.

Well Construction Inspection Services

Staff advertised the Request for Proposal (RFP) for inspection services during the construction of the BS29 monitoring well cluster on January 25, 2024. The RFP was posted to the OCWD website. The scope of work includes full-time inspection during critical phases of work such as drilling, well construction, and well development, and part-time inspection during non-critical phases of work such as mobilization and demobilization. In response to the RFP, three written proposals were received from the following firms:

1. ENGEO
2. Group Delta
3. Wood Rodgers

OCWD staff evaluated the written proposals prior to opening the separately-sealed cost proposals from the top two ranked firms. Staff's evaluation of the written proposals included consideration of personnel qualifications, experience, record of success on similar well construction projects, work plan (including number of proposed hours), and time commitment of key staff. Table 2 below shows the firms and the average technical evaluation scores from OCWD staff that reviewed the proposals. Table 2 also shows the proposed hours, average hourly rate, the proposed total fee, and the OCWD cost estimate.

Table 2. Inspection Services Proposal Review Scoring

Firm	Score[1]	Proposed Hours	Average Hourly Rate*	Proposal Fee
ENGEO	4.81	410	$218	$97,750
Wood Rodgers	4.53	364	$199	$80,646
Group Delta	3.80	389	-	-
OCWD Cost Estimate	-	445	$186	$82,000

[1]Scoring scale: 1=poor, 5=excellent
*Average hourly rate calculated using labor hours only (excludes incidentals)

Wood Rodgers and ENGEO, the top ranked firms, showed a clear understanding of the project, have qualified and experienced personnel, which OCWD staff feel are capable of conducting quality work on this project. Although staff scored ENGEO's proposal slightly higher than Wood Rodgers, staff recommends issuance of a services Agreement with Wood Rodgers for the BS29 monitoring well cluster inspection services because they provided a competitive cost estimate while providing field inspectors with Professional Geologist certification.

Table 3 below summarizes the approved budget and anticipated expenditures. Anticipated project expenditures incorporating the recent bid and proposal show the project is expected to be completed within the approved budget.

Table 3. OCWD-BS29 Monitoring Well Cluster Construction Budget

Task	Approved Budget	Anticipated Expenditures
OCWD-BS29 Monitoring Well Cluster Construction (SG-2024-1)	$ 380,000	$ 352,605
Construction Inspection Services and Well Survey	82,000	80,646
Project Contingency	38,000	35,000
TOTAL:	**$ 500,000**	**$ 468,000**

Figure 1: Coastal Gaps in Orange County

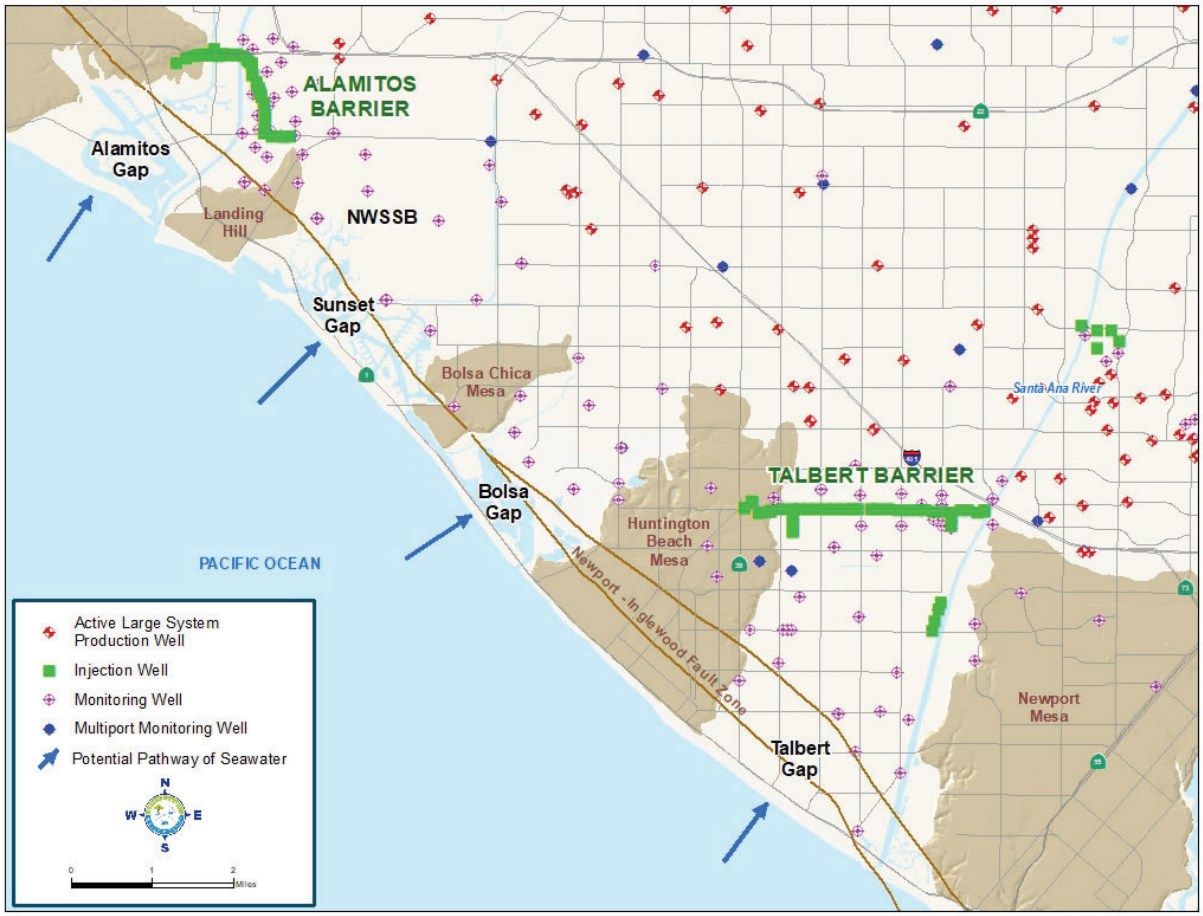

Figure 2: Proposed OCWD-BS29 monitoring well cluster in the city of Huntington Beach.

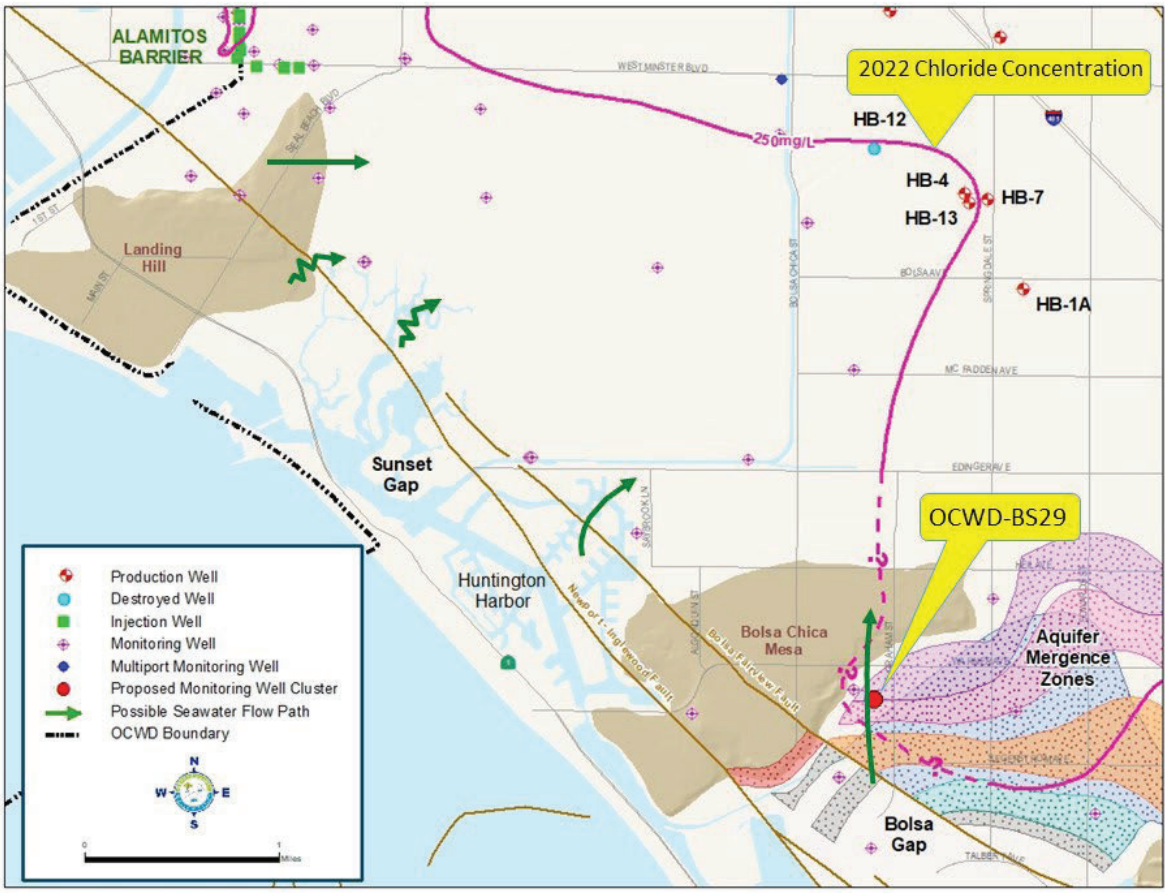

PRIOR RELEVANT BOARD ACTIONS

9/20/2023 R23-9-119 – Authorize construction of OCWD-BS29 monitoring well cluster.

6/16/2021 R21-6-90 - Receive and file Affidavit of Publication of Notice Inviting Bids for Contract No. SG-2021-1, waive the BC2 Environmental, LLC inconsequential bid informalities, and accept bid and award Contract SG-2021-1 to BC2 Environmental, LLC for an amount not to exceed $1,038,730.

1/20/21 R21-1-6 – Authorize issuance of a services agreement to ENGEO for construction management and surveying services during the installation of additional Sunset Gap monitoring wells for an amount not to exceed $198,347.

10/21/20 R20-10-140 - Adopt resolution certifying the Final IS/MND, authorizing to file the Notice of Determination, approving the Geologist's Report, approving the proposed Sunset Gap Additional Monitoring Well Project, establishing a project budget of

$1,600,000, authorizing issuance of a Notice Inviting Bids for well construction, authorizing necessary permitting documents by the General Manager from regulatory agencies, and authorizing issuance of an RFP for construction management services.

8/5/20 R20-8-97 – Authorize execution of a 30-year no-fee License Agreement for proposed monitoring wells OCWD-BS26A and OCWD-BS26B with The Boeing Company for well construction, monitoring, and maintenance.

8/15/18 R18-8-112 – Receive and file Affidavit of Publication of Notice Inviting Bids for Contract No. SG-2018-1; Accept bid and award Contract No. SG-2018-1 to ABC Liovin Drilling, Inc. for an amount not to exceed $807,646; and Authorize issuance of services agreement to Geotechnical Consultants, Inc. for inspection services during construction of the OCWD-BS13 and OCWD-BS24 monitoring well clusters for an amount not to exceed $203,000.

2/21/18 R18-2-12 – Adopt the Final Initial Study/Mitigated Negative Declaration for Sunset Gap Monitoring Well Clusters BS13 and BS24, and the Bolsa Chica Channel Levee Repair Project; Approve the proposed construction of BS13 and BS24 Monitoring Well Clusters and proposed repairs to the Bolsa Chica Flood Control Levee; Authorize a budget increase in the amount of $1,648,771 to establish a revised project budget of $4,054,711 covering R7R projects R12030 and R14026, and complete capital project C13005; Authorize issuance of a Request for Proposals for inspection services during the construction of BS13 and BS24 well clusters; Authorize issuance of the Notice Inviting Bids for construction of BS13 and BS24 Monitoring Well Clusters; Authorize issuance of the Notice Inviting Bids for Repair of the Bolsa Chica Flood Channel; and Authorize staff to file the Notice of Determination.

2/15/17 R17-2-11 – Authorize issuance of Amendment No. 2 to Agreement No. 1087 with Ninyo & Moore in the amount of $20,789 for additional out-of-scope geotechnical services required for the OCWD-BS13 well site geotechnical investigation.

12/7/16 R16-12-168 – Award Contract SG-2016-1 for monitoring well OCWD-BS24C construction to BEKS Acquisition Inc. dba BC2 Environmental in the amount of $177,425.

10/19/16 R16-10-143 – Authorize General Manager to execute an amendment to Contract SG-2015-1 to reflect Change Order No. 1 for out-of-scope costs associated with the destruction of the OCWD-BSO9 monitoring wells and abandonment of the OCWD-BS24 borehole and to terminate the contract without fault to either party.

9/16/16 R15-9-123 – Award Contract SG-2015-1 for destruction of Sunset Gap OCWD-BSO9 monitoring wells and construction of replacement monitoring well OCWD-BS24 to Cascade Drilling in the amount of $464,074.

7/20/16 R16-7-102 – Authorize issuance of agreement to Intera, Inc., in an amount not to exceed $135,032, to expand and recalibrate the Alamitos Gap groundwater model into the Sunset Gap.

5/18/16 R16-5-61 – Authorize Amendment No. 1 in the amount of $19,904 to agreement with Ninyo & Moore for geotechnical investigation.

4/20/16 R16-4-41 – Approve Department of Navy license agreements for monitoring wells and geotechnical investigation at Naval Weapons Station and authorize payment of fees.

6/17/15 R15-6-77 – Authorize filing Notice of Exemption for the construction of monitoring well BS24; authorize destruction of monitoring wells BSO9A, BSO9B and BSO9C, and construction of replacement monitoring well OCWD-BS24; and authorize issuance of Amendment No. 2 to Agreement No. 0958 with CDM Smith in the amount of $56,550 for additional field inspection services required for the destruction of BSO9A, BSO9B and BSO9C, and construction of monitoring well OCWD-BS24.

6/17/15 R15-6-81 – Authorize issuance of Amendment No. 1 to Agreement No. 0958 with CDM Smith in the amount of $127,935 for additional field inspection services required for the Sunset Gap Project and issuance of agreement to Ninyo & Moore for geotechnical services at the OCWD-BS13 well site for an amount not to exceed $58,078.

3/15/15 R15-3-30 – Approve modification to license agreement with the Department of the Navy for the Sunset Gap Seawater Intrusion Investigation.

5/21/14 R14-5-66 – Award Contract No. SG-2014-1 to Yellow Jacket Drilling for $1,477,295 for construction of six monitoring wells and destruction of three monitoring wells.

12/18/13 R13-12-00 – Authorize agreement with CDM Smith for an amount not to exceed $194,117 for construction management of the Sunset Gap monitoring well installations and destructions.

9/18/13 R13-9-121 – Receive and file Geologist's Report and approve Sunset Gap Groundwater Investigation including the construction of four new monitoring wells, two replacement monitoring wells, and destruction of three unusable monitoring wells for a combined capital and R&R budget of $1,896,400; authorize issuance of a RFP for field inspection services; authorize filing a Notice of Determination.

6/20/12 R12-6-70 – Authorize application for California Department of Water Resources Local Groundwater Assistance Grant.

THE ORANGE COUNTY
REGISTER
1920 Main Street, Suite 209
Irvine, California 92614
(714) 796-7000
legals@inlandnewspapers.com

Orange County Water District
18700 Ward Street
Fountain Valley, California 92708

Account Number:	5179533
Ad Order Number:	0011645617
Customer's Reference/PO Number:	
Publication:	The Orange County Register
Publication Dates:	02/01/2024 and 02/14/2024
Total Amount:	$10174.88
Payment Amount:	$0.00
Amount Due:	$10174.88
Notice ID:	puZ8kLkset7fL9WYKEN3
Invoice Text:	NOTICE OF INVITING BIDS CONSTRUCTION OF OCWD-BS29 MONITORING WELL CLUSTER CONTRACT NO. SG-2024-1 PLEASE TAKE NOTICE that sealed bids will be received at the office of the Contracts Administrator of the Orange County Water District ("District"), 18700 Ward Street, Fountain Valley, CA 92708 (mailing address: P.O. Box 8300, Fountain Valley, CA 92728-8300), until 2:00 p.m. local time on Wednesday, February 28, 2024 at which time the bids will be publicly opened and read aloud for performing all work and furnishing all labor, materials and equipment for: The work to be performed and bid complete herein, shall be as shown and specified in the Technical Specifications and on the Plans (Figures) and is generally described as supplying all labor, equipment, materials and forces necessary to complete the construction of four (4) monitoring wells at one (1) site located within the city of Huntington Beach under Contract No. SG-2024-1 (Figures). The well site is within an area referred to as the Bolsa Gap, where groundwater is suspected to be impacted by seawater intrusion. Boreholes shall be drilled using direct circulation mud rotary (deep borehole) and rotary sonic drilling methods (shallow boreholes). The wells shall be constructed with a 2-inch diameter PVC well casing installed within a nominal 8-inch diameter borehole, as shown in the plans. The well shall be completed in such a manner as to hydraulically isolate the screened interval of the target aquifer, so that discrete depth-specific water samples and water level measurements can be obtained from the aquifer zone. The Work is to be done in accordance with the plans, specifications and contract documents on file in the District office, 18700 Ward Street, Fountain Valley, California, which plans and specifications are designated as above,

THE ORANGE COUNTY REGISTER
The Orange County Register
1920 Main Street, Suite 209
Irvine, California 92614
(714) 796-7000

0011645617

Orange County Water District
18700 Ward Street
Fountain Valley, California 92708

PROOF OF PUBLICATION
(2015.5 C.C.P.)

STATE OF CALIFORNIA
County of Orange

I am a citizen of the United States and a resident of the County aforesaid; I am over the age of eighteen years, and not party to or interested in the above-entitled matter. I am the principal clerk of the printer of The Orange County Register, a newspaper of general circulation, printed and published in the City of Irvine*, County of Orange, and which newspaper has been adjudged a newspaper of general circulation by the Superior Court of County of Orange, State of California, under the date of November 19, 1905, Case No.A-21046. The notice, of which the annexed is a printed copy (set in type not smaller than nonpareil), has been published in each regular and entire issue of said newspaper and not in any supplement thereof on the following dates, to wit:

02/01/2024, 02/14/2024

I certify (or declare) under the penalty of perjury that the foregoing is true and correct.

Dated at Irvine, California

On this 14th day of February, 2024.

Signature

NOTICE OF INVITING BIDS

CONSTRUCTION OF OCWD-BS29 MONITORING WELL CLUSTER

CONTRACT NO. SG-2024-1

PLEASE TAKE NOTICE that sealed bids will be received at the office of the Contracts Administrator of the Orange County Water District ("District"), 18700 Ward Street, Fountain Valley, CA 92708 (mailing address: P.O. Box 8300, Fountain Valley, CA 92728-8300), until 2:00 p.m. local time on Wednesday, February 28, 2024 at which time the bids will be publicly opened and read aloud for performing all work and furnishing all labor, materials and equipment for:

The work to be performed and bid complete herein, shall be as shown and specified in the Technical Specifications and on the Plans (Figures) and is generally described as supplying all labor, equipment, materials and forces necessary to complete the construction of four (4) monitoring wells at one (1) site located within the city of Huntington Beach under Contract No. SG-2024-1 (Figures). The well site is within an area referred to as the Bolsa Gap, where groundwater is suspected to be impacted by seawater intrusion.

Boreholes shall be drilled using direct circulation mud rotary (deep borehole) and rotary sonic drilling methods (shallow boreholes). The wells shall be constructed with a 2-inch diameter PVC well casing installed within a nominal 8-inch diameter borehole, as shown in the plans. The well shall be completed in such a manner as to hydraulically isolate the screened interval of the target aquifer, so that discrete depth-specific water samples and water level measurements can be obtained from the aquifer zone.

The Work is to be done in accordance with the plans, specifications and contract documents on file in the District office, 18700 Ward Street, Fountain Valley, California, which plans and specifications are designated as above, and which documents are by this reference incorporated herein.

NON-MANDATORY PREBID CONFERENCE: A pre-bid conference will be held at the District Office, 18700 Ward Street, Fountain Valley, CA on Wednesday, February 7, 2024, at 10:00 a.m. In addition, an optional remote prebid conference will be offered, via Zoom service. **Link to meeting**: https://ocwd.zoom.us/j/84577937524 **Meeting ID Number:** 845 7793 7524 or by phone: (646) 568-7788. Find your local number: https://ocwd.zoom.us/u/aCGXC5zXI. All potential bidders, contractors and other interested parties are encouraged to attend this conference conducted by the District and Engineer. Any potential bidder that does not attend the prebid conference will be charged with knowledge of all information that was available at the prebid conference.

The District Project Manager will also discuss the role and participation of potential bidders in the District's Contractor Safety Program. Also as a part of this program, the OCWD Pre-Award Safety Review form (Appendix A of the Contractor Safety Procedures) will be discussed in greater detail.

COMPLETION OF WORK AND LIQUIDATED DAMAGES: All Work must be substantially completed within sixty (60) consecutive calendar days from the date of the Notice to Proceed issued by the District. Failure to complete the Work within the time set forth herein will result in the imposition of liquidated damages for each day of delay, in the amount set forth in the Information for Bidders.

OBTAINING CONTRACT DOCUMENTS: Plans and specifications and all contract documents must be purchased through HB Digital at www.ocwdplanroom.com. Payment will not be refunded and the plans and specifications and contract documents are not required to be returned.

BID GUARANTEE: Each Bid shall be accompanied by one of the following: a certified or cashier's check, or bid bond in an amount not less than ten percent (10%) of the total bid price, payable to the Orange County Water District, as a guarantee that the Bidder, if its Bid is accepted, shall promptly execute the Agreement, furnish a satisfactory Faithful Performance Bond in an amount not less than one hundred percent (100%) of the total bid price, furnish a Labor and Material Bond in an amount not less than one hundred percent (100%) of the total bid price, and furnish certificates evidencing that the required insurance is in effect in the amounts set forth in the Insurance Conditions. The Faithful Performance Bond shall remain in full force and effect through the guarantee period as specified in the General Provisions. All surety companies shall be admitted surety insurers and shall comply with the provisions of Code of Civil Procedure Section 995.630.

WAGE RATE: As required by Section 1773 of the California Labor Code, the Director of the Department of Industrial Relations of the State of California has determined the general prevailing rates

of wages in the locality in which the Work is to be performed. The prevailing wage determinations are available at the following web site: http://www.dir.ca.gov/OPRL/DPreWageDetermination.htm The Contractor and any subcontractor under it shall not pay less than the specified prevailing rates of wages to all workers employed in the execution of the Contract.

PROJECT ADMINISTRATION: All questions relative to this project prior to the opening of bids shall be directed, in writing, to the Engineer for the project:

ORANGE COUNTY WATER DISTRICT
18700 Ward Street
Fountain Valley, CA 92708

Mailing Address:
P.O. Box 8300
Fountain Valley, CA 92728-8300

Attention: David Field

Telephone: 714/378-3200
Facsimile: 714/378-3373

SUBSTITUTION OF SECURITIES: At the request and expense of the successful bidder, the District will pay the amounts retained pursuant to the contract documents as security for the completion of the Work in compliance with the requirements of Public Contract Code Section 22300 and the provisions of the General Provisions pertaining to "Substitution of Securities."

CONTRACTOR'S LICENSE SPECIFICATION: In accordance with the provisions of California Public Contract Code Section 3300, the District requires that the bidder possess the following classification of contractor's license at the time that the bid proposal is submitted: Class C-57. If the license classification specified hereinabove is that of a "specialty contractor" as defined in Section 7058 of the California Business and Professions Code, the specialty contractor awarded the Contract for this Work shall itself construct a majority of the Work, in accordance with the provisions of California Business and Professions Code Section 7059. Each bidder shall clearly write or type their contractor's license number on the outside of the bidding envelope.

CONTRACTOR'S REGISTRATION: In accordance with Labor Code Section 1771.1.a, contractor or subcontractor shall not be qualified to bid on or be listed in a bid proposal or engage in the performance of this Work unless currently registered and qualified to perform the Work pursuant to Labor Code Section 1725.5.

COMPLIANCE MONITORING AND ENFORCEMENT: Contractor's performance of the Work described in this Notice Inviting Bids is subject to compliance monitoring and enforcement by the California Department of Industrial Relations.

SHEETING, SHORING AND BRACING: Pursuant to the provisions of California Labor Code Section 6707, each bid submitted in response to this Notice Inviting Bids shall contain, as a bid item, adequate sheeting, shoring, and bracing, or equivalent method, for the protection of life and limb in trenches and open excavation, which shall conform to applicable safety orders.

CONTRACTOR SAFETY PROGRAM: The District has instituted a Contractor Safety Program to comply with Cal/OSHA's Multi-Employer Worksite Standards. A copy of the District's Contractor Health & Safety Handbook is appended as Exhibit B of these contract documents. Potential bidders are strongly encouraged to familiarize themselves with this handbook and complete and submit appropriate forms with their bid proposal as indicated.

DISTRICT'S RIGHTS RESERVED: The Orange County Water District reserves the right to reject any or all bids, and to waive any informality in any bid.

Dated: January 29, 2024

ORANGE COUNTY WATER DISTRICT

By: John C. Kennedy
General Manager

The Orange County Register
Published: 2/1, 2/14/24

Backup materials for Committee items are available in the Committee packet.
Materials distributed at Committee meetings are attached hereto

AGENDA ITEM SUBMITTAL

Meeting Date: March 13, 2024

To: Water Issues Committee
Board of Directors

From: John C. Kennedy

Staff Contact: C. Olsen / R. Bouley

Budgeted: Yes
Contract Amount: $23,843,700
Final Cost: $24,336,000
Funding Source: CIP
Program/Line Item No.: C19013
General Counsel Approval: Yes
Engineers Report: Completed
CEQA Compliance: Cat. Ex.

Subject: GARDEN GROVE WELLS 21, 23, 28, 29 AND 30 PFAS WATER TREATMENT PLANTS: INCREASE PROJECT BUDGET

SUMMARY

Notice of Completion for the Construction of the city of Garden Grove (City) Wells 21, 23, 28, 29, and 30 PFAS Water Treatment Plants contract with Pacific Hydrotech was authorized in November, 2023. Additional invoices for Construction Management and PFAS Vessels were received after that date and staff recommends increasing the budget to include those costs.

RECOMMENDATION

RECOMMENDED BY COMMITTEE

Agendize for March 20 Board meeting: Authorize Budget Increase in the amount of $492,300 for a total budget of $24,336,000, for additional Construction Management and PFAS Treatment Vessel invoices received after the Notice of Completion.

BACKGROUND/ANALYSIS

Construction of the PFAS water treatment plants at the city of Garden Grove Wells 21, 23, 28, 29, and 30 was completed in October 2023. The Board authorized the final budget amount and authorized the Notice of Completion to be filed in November, 2023. After this date, staff received late invoices for Construction Management Services that included time to finalize record drawings and fix minor issues observed after startup. Staff also received an invoice for the final ten percent of the cost of the PFAS treatment Vessels that was not included in the final budget. These invoices caused the total cost of the project to exceed the amount authorized in Board's previous action. Staff recommends increasing the budget to account for these additional costs. The budget summary for this project is summarized below in Table 1.

Table 1: GG PFAS Water Treatment Plant Budget Summary

Description	Authorized Amount	Requested Amount
Design, Construction Management, Permitting		
CDM Smith Work Order No. 2 (incl. revisions)	$ 2,645,100	$ 2,645,100

CDM Smith Additional Invoice	*$ 0*	*$ 60,900*
Engineering Sub-Total	***$ 2,645,100***	***$ 2,706,000***
Construction		
Contract GG-2020-1 (Wells 21, 23, 28, 29, 30)	$ 13,596,600	$ 13,596,600
GG Wells Treatment Vessels (Evoqua)	$ 4,491,000	$ 4,491,000
Additional Vessel Costs	*$ 0*	*$ 431,400*
GG Wells IX Resin (Evoqua)	$ 2,991,000	$ 2,991,000
Project Administrative Costs	$ 120,000	$ 120,000
Construction Sub-Total	***$ 21,198,600***	***$ 21,630,000***
Project Total	***$ 23,843,700***	***$ 24,336,000***

PRIOR RELEVANT BOARD ACTION(S)

11/15/23, R23-11-153: Accept Completion of Contract No. GG-2020-1, City of Garden Grove Wells 21, 23, 28, 29, and 30 PFAS Water Treatment Plants

6/2/21, R21-6-85: Approve Agreement to Evoqua Water Technologies, LLC For Ion-Exchange Resin Media and Installation at Garden Grove PFAS Treatment Plant Project (Wells 21, 23, 28, 29, and 30)

2/17/21, R21-2-32: Award Contract No. GG-2020-1, Garden Grove Wells 21, 23, 28, 29, and 30 PFAS Water Treatment Plants, to Pacific Hydrotech Corporation

12/2/20, R20-12-160: Receive and file the Engineer's Report for the Garden Grove Wells 19, 21, 23, 28, 29, and 30 PFAS Water Treatment Plants and determine the project feasible, necessary and beneficial to the lands of the District; Authorize filing of a Categorical Exemption in compliance with the California Environmental Quality Act (CEQA) guidelines; Authorize publication of a Request for Proposals to Procure and Install Ion Exchange Resin Media for the Garden Grove Wells 21, 23, 28, 29, and 30 PFAS Water Treatment Plants; and Authorize publication of Notice Inviting Bids for Contract No. GG-2020-1, Garden Grove Wells 21, 23, 28, 29, and 30 PFAS Water Treatment Plants.

1/22/20, R20-1-13: Issuance of a Request for Quotes to pre-purchase up to 150 PFAS treatment vessels; Issuance of a Request for Proposals for on-call consultants to prepare PFAS Treatment System designs; Execution of PFAS treatment system professional services agreements for design services with the highest ranked consultants; and Establishment of a project design budget of $10,000,000.

Backup materials for Committee items are available in the Committee packet.
Materials distributed at Committee meetings are attached hereto

AGENDA ITEM SUBMITTAL

Meeting Date: March 14, 2024

To: Administration/Finance Issues Cte.
Board of Directors

From: John Kennedy

Staff Contact: R. Fick/D. Swanson

Budgeted: N/A
Budgeted Amount: N/A
Cost Estimate: N/A
Funding Source: N/A
Program/Line-Item No.: N/A
General Counsel Approval: N/A
Engineers Report: N/A
CEQA Compliance: N/A

Subject: **MONTHLY CASH CONTROL REPORTS**

SUMMARY

The following monthly financial information is provided in the staff report.

Attachments:
- Summary Cash and Cash Equivalent Control Reports
- Summary of Reserves
- Summary Sources and Disbursements
- Sources of Funds
- Disbursement of Funds

RECOMMENDATION

RECOMMENDED BY COMMITTEE

Agendize for March 20 Board meeting: Receive and file Summary Cash and Cash Equivalents Control Reports dated February 29, 2024.

PRIOR RELEVANT BOARD ACTION(S) Monthly

Backup materials for Committee items are available in the Committee packet.
Materials distributed at Committee meetings are attached hereto

AGENDA ITEM SUBMITTAL

Meeting Date: March 14, 2024

To: Administration/Finance Issues Cte.
Board of Directors

From: John Kennedy

Staff Contact: R. Fick/D. Swanson

Budgeted: N/A
Budgeted Amount: N/A
Cost Estimate: N/A
Funding Source: N/A
Program/Line Item No: N/A
General Counsel Approval: N/A
Engineers/Feasibility Report: N/A
CEQA Compliance: N/A

Subject: INVESTMENT PORTFOLIO HOLDINGS REPORTS

SUMMARY

The District's monthly Investment Portfolio Holdings Report is provided for Committee review.

Attachment: Investment Portfolio Holdings Reports dated February 29, 2024.

RECOMMENDATION

RECOMMENDED BY COMMITTEE

Agendize for March 20 Board meeting: Receive and file the Investment Portfolio Holdings Reports dated February 29, 2024.

BACKGROUND/ANALYSIS

The Investment Portfolio Holdings Report is a list of each of the District's fixed income investments and provides the market value at the end of each month. All securities within the District's Investment Portfolio are in compliance with the District's Statement of Investment Policy. The District's portfolio maturities provide cash liquidity sufficient to meet the District's projected six-month expenditures (as required by Government Code Section 53646).

Highlights of the current and previous report:

Description	Prior Month	Current Month
SWAP Value (in Citi's favor)	$5,292,479	$4,296,708
Required Collateral	None	None
Duration/Maturity	302 Days or 0.83 years	304 Days or 0.83 years
Rate of Return/Yield	3.464%	3.455%

- The yield on the one-year Treasury note as of the month end is at 5.01%; two-year at 4.64% and the five-year at 4.26%. The last Federal Open Market committee (FOMC) meeting was held on January 30-31, 2024. The FOMC kept the Federal fund rates steady at a 22-year high of 5.25% to 5.50%. This is the rate prime banks lend to each other.

Backup materials for Committee items are available in the Committee packet.
Materials distributed at Committee meetings are attached hereto

AGENDA ITEM SUBMITTAL

Meeting Date: March 14, 2024

To: Administration/Finance Issues Cte
Board of Directors

From: John Kennedy

Staff Contact: B. Dosier / V. Nguyen

Budgeted: Yes
Budgeted Amount: $109,980 (FY 2024/2025)
Cost Estimate: $607,707 over 5 years
Funding Source: General Fund
Program/ Line Item No.: 1016.57004
General Counsel Approval: N/A
Engineers/Feasibility Report: N/A
CEQA Compliance: N/A

SUBJECT: IBM MAXIMO SOFTWARE SUBSCRIPTION AND SUPPORT RENEWAL

SUMMARY

The District uses the IBM Maximo Computerized Maintenance and Asset Management System (Maximo) to support the District's Water Production group to manage the assets of the Groundwater Replenishment System (GWRS) Advanced Water Purification Facility (AWPF) and the Groundwater Recharge Operations at the Forebay in Anaheim (Forebay). The annual Software Subscription and Support (S&S) for Maximo terminates on March 31, 2024 and is due for renewal.

Attachment: IBM Quotation

RECOMMENDATION

RECOMMENDED BY COMMITTEE

Agendize for March 20 Board meeting: Authorize issuance of Purchase Order to IBM for Maximo Application Suite Subscription Upgrade in the amount of $606,707 ($109,980 the first year and increasing 5% annually) for a period of 5 years beginning April 1, 2024 through March 31, 2029.

BACKGROUND/ANALYSIS

Since 2005, District staff has used Maximo to support the District's Water Production group to manage the assets of the GWRS AWPF and the Forebay. Maximo is used for planning, scheduling, and managing work orders and to track and monitor maintenance related issues, and is integrated with the District's Financial Information System, JD Edwards EnterpriseOne. IBM owns the source code to the Maximo system and is the only authorized provider of support services. Since implementing Maximo in 2005, the District has consistently maintained and kept current with the S&S. The current twelve-month S&S terminates on March 31, 2024.

The version of Maximo currently used by the District (version 7.6.1.x) will no longer be supported by IBM after September 2025, after which, the District must have either

upgraded to IBM's most current version of its software, *Maximo Application Suite 8.0* (MAS), or pay IBM for extended support on version 7.6.1x. With the release of MAS, IBM has changed its licensing metric to a points-based system, simplifying Maximo licensing, and dropped the term "support" calling it just "subscription" (although support is included). To move forward with MAS, IBM requires the District to purchase a subscription license upgrade, which entitles the District to upgrade to MAS, along with support for MAS. The cost to the District this year is $109,980 for the MAS subscription license upgrade, which is about a $20,000 increase from the $89,875 anticipated for S&S.

IBM typically increases annual fees by approximately 10%. In the past, staff has renewed S&S annually and has been able to negotiate reduced fee increases of 7%, however, it isn't guaranteed that IBM would agree to future reductions in its annual fee. This year staff is recommending a 5-year support period for the subscription to take advantage of substantial cost savings IBM will provide by limiting annual increases to 5% during the subscription term. With a subscription cost this year of $109,980 and the annual increase limited to 5% for years 2-5, the total for 5 years would be $607,707 versus $671,439 if purchased annually with 10% increase per year, resulting in a savings of $63,732. Payment for the subscription occurs annually and is not payable all at once.

Savings summary for a five-year support period verses five (5), one-year support periods:

Year	5 Year Cost 5% Increase	1 Year Cost 10% Increase	Savings
1	$109,980	$109,980	$0
2	$115,479	$120,978	$5,499
3	$121,252	$133,076	$11,824
4	$127,315	$146,383	$19,068
5	$133,681	$161,022	$27,341
	$607,707	**$671,439**	**$63,732**

Public sector organizations can file for tax exemption status if product delivery is completed exclusively by electronic methods. The district would not pay sales tax for this subscription.

Should the District choose to stay on version 7.6.1, the cost for extended support is estimated by IBM to be about $774,000 over a 5-year period, about $166,300 more than the 5-year subscription.

Purchasing the subscription upgrade this year ensures enough time to plan and upgrade the software to MAS 8.0 prior to the District's current version losing support.

As a 5-year agreement is the most cost-effective option provided by IBM to upgrade to MAS 8.0, staff recommends authorizing issuance of a Purchase Order to IBM for Maximo Application Suite Subscription Upgrade in the amount of $606,707 ($109,980 the first year and increasing 5% annually) for a period of 5 years beginning April 1, 2024 through March 31, 2029.

On February 16, 2022, the Board authorized issuance of an agreement to IBM for Maximo Software Subscription and Support renewal commencing with two additional annual renewals for a total of three years ending March 2025, not to exceed a 7% increase per year. However, since the cost of the subscription upgrade has increased above 7%, staff is bringing the item to the Board for approval.

Subscription consists of the following:

Entitlement to new licensing

Entitlement to Maximo Application Suite.

Program updates and fixes

Support includes software fixes, security patches, feature packs, incremental enhancements which IBM made available to the supported customers for download at no additional license fee. The fixes and patches can be required for a variety of reasons, including system errors and upgrades in the database management system, the operating system or the hardware server architecture or for cybersecurity purposes.

Major product and technology releases

Support includes minor and major releases of software including general maintenance releases, selected functionality releases, and documentation updates. This allows the District to upgrade the Maximo Computerized Maintenance system as new versions become available without additional cost for the software, as appropriate, allowing the District to take advantage of enhanced functionality designed into newer versions.

District staff typically performs several upgrades during the year. During the upgrade and testing phase, staff has downloaded many versions and fixes, and has worked with iBM technical support.

Technical support

IBM Software Subscription and Support includes technical support for assistance with IBM Maximo software issues, new deployment, migration, troubleshooting, and code questions. Staff is entitled to access Service Requests and Problem Management Report (PMR) for rapid response to severity 1 issues - 24 hours per day, 7 days a week.

Access to web-based support

IBM Software Subscription and Support includes access to the online knowledgebase via Knowledge Centers, forums, Redbooks, Technotes, and tools that contains fixes and solutions in a searchable format 24 x 7. Staff uses this tool to search for solutions without always contacting support directly, or to search for documentation that is not available elsewhere.

PRIOR RELEVANT BOARD ACTION(S)

February 16, 2022, R022-2-18 Authorize issuance of Agreement to IBM for Maximo Software Subscription and Support renewal in the amount of $78,112 for system updates commencing April 1, 2022 through March 31, 2023, with two additional annual renewals (for a total of three years ending in March 2025), not to exceed a 7% increase per year

March 20, 2019, R019-3-46 Authorize issuance of Agreement to IBM for Maximo Software Subscription and Support renewal in the amount of $63,925 for system updates commencing April 1, 2019 through March 31, 2020, with two additional annual renewals (for a total of three years ending in March 2022), not to exceed a 7% increase per year

February 21, 2018, R018-2-17 Authorize issuance of Agreement to IBM Maximo Software Subscription and Support in the amount of $59,800 for system updates commencing April 1, 2018 through March 31, 2019

March 15, 2017, R017-3-39 Authorize issuance of Agreement to IBM Maximo Software Subscription and Support in the amount of $55,889 for system updates commencing April 1, 2017 through March 31, 2018

May 20, 2015, R015-5-69 Authorize issuance of Agreement to Interloc Solutions for an amount not to exceed $497,100 for Programming Services for the Maximo Computerized Maintenance Management System Upgrade

February 20, 2008, R08-2-25 Authorize execution of Professional Services Agreement with Synoptek in the amount of $399,450 for Programming Services for the integration of Maximo Computerized Maintenance Management System with JD Edwards Financial Information System

October 17, 2007, M07-145 Authorize issuance of Request for Proposals for Programming Services for the Integration of the Maximo Computerized Maintenance Management System with the JD Edwards Financial Information System to assist staff with the development of the Integrated Information System.

July 18, 2007, R07-7-94 Authorize execution of agreement with Datamatics Consultants, Inc. for an amount not to exceed $333,080 for Programming Services for the Integration of the Maximo Computerized Maintenance Management System with the JD Edwards Financial Information System to assist staff with the development of the Integrated Information System.

July 20, 2005, R05-7-78 Authorize issuance of a purchase order to Key Information Systems Inc. for $128,229 for Integrated Information System hardware and support services to support the Computerized Maintenance Management System.

March 2, 2005, M05-25 Authorize the issuance of a Purchase Order to MRO Software for $365,460 for Computerized Maintenance Management Software; and Authorize issuance of a Professional Service Agreement to MRO Software for a lump sum not to exceed $850,000 for Software Support Services.

Backup materials for Committee items are available in the Committee packet.
Materials distributed at Committee meetings are attached hereto

AGENDA ITEM SUBMITTAL

Meeting Date: March 14, 2024

To: Administration/Finance Issues Cte
Board of Directors

From: John Kennedy

Staff Contact: M. Patel/R. Fick

Budgeted: Yes
Budgeted Amount: $7,955,000
Cost Estimate: $7,514,380
Funding Source: General Fund
Program/Line Item No.: 1050.54001
General Counsel Approval: N/A
Engineers/Feasibility Report: N/A
CEQA Compliance: N/A

Subject: AMENDMENT NO.1 TO AGREEMENT NO.1564 WITH JCI JONES CHEMICALS FOR SUPPLY AND DELIVERY OF SODIUM HYPOCHLORITE

SUMMARY

JCI Jones Chemicals Inc. (JCI Jones) was awarded chemical agreement No.1564 for the supply and delivery of sodium hypochlorite at a rate of $1.7219/gallon. According to the California Department of Pesticide Regulation, a Mill Assessment Fee is required on all pesticide sales. Sodium hypochlorite is considered a registered pesticide. In JCI Jones proposal the Mill Assessment Fee was not included and not requested as part of the Request for Proposal. Staff recommends a rate increase, effective January 1, 2024, to December 31, 2024, to include this required Mill Assessment Fee, which would increase the current sodium hypochlorite rate to $1.7581/gallon.

Attachments:
- Department of Pesticide Regulation – Mill Assessment
- Revised JCI Pricing including Mill Assessment

RECOMMENDATION

RECOMMENDED BY COMMITTEE

Agendize for March 20 Board meeting: Authorize issuance of Amendment No.1 to Agreement No.1564 with JCI Jones Chemical Inc., effective from January 1, 2024, to December 31, 2024, for a revised sodium hypochlorite rate of $1.7581/gallon.

BACKGROUND/ANALYSIS

According to the California Department of Pesticide Regulation (DPR), a Mill Assessment of 2.1 cents on each dollar of sale of registered pesticides is due the DPR. Sodium hypochlorite is a registered pesticide.

In November 2023, staff issued Request for Proposals for the five bulk chemicals: hydrogen peroxide, citric acid, sodium hypochlorite, sulfuric acid and caustic soda. Table 1 includes the results for sodium hypochlorite and includes the revised price of sodium hypochlorite. The Mill Assessment was not included as part of the Request for Proposal for sodium hypochlorite nor included in JCI Jones price of $1.7219 per gallon price. Including this mandatory Mill Assessment increases the price per gallon increased to $1.7581.

Table 1

Vendor	Old Price/Unit	New Price/Unit	Revised New Price/Unit
JCI Jones		$1.7219/gal	$1.7581/gal
Olin Corporation	$2.15/Gal	$2.15/gal	
Univar USA, Inc.		No Bid	

Based on the revised pricing shown in Table 1, a projection for the total cost of sodium hypochlorite to be purchased for fiscal year 2023-2024 compared with budgeted amounts is shown in Table 2. The projections consider actual chemical usage from July to September of the current fiscal year.

Table 2

Chemical	Budgeted FY23-24	Estimated Cost for FY 23-24 Based on New Price	Estimated Cost for FY 23-24 Based on New Price with adjustment
Sodium Hypochlorite	$7,955,000	$7,399,000	$7,514,380

PRIOR RELEVANT BOARD ACTION(S)

12/20/23 R23-12-167 - Authorize issuance of the following Agreements to vendors for the purchase of water treatment chemicals:

1) Hydrogen Peroxide: Brenntag Pacific, Inc. @ $500/ton
2) Citric Acid: Brenntag Specialties, Inc. @ $1,214/ton
3) Sodium Hypochlorite: JCI Jones @ $1.7219/gal. (one year only)
4) Sulfuric Acid: Univar Solutions USA @ $226/ton (one year only)
5) Caustic Soda (sodium hydroxide): Brenntag Pacific, Inc. @ $676/ton

12/21/22 R22-12-177 - Authorize issuance of the following Agreements to vendors for the purchase of water treatment chemicals:

1) Hydrogen Peroxide: USP Technologies @ $545/ton
2) Citric Acid: Brenntag Specialties, Inc. @ $2760/ton
3) Sodium Hypochlorite: Olin Corporation @ $2.15/gal. (one year only)
4) Sulfuric Acid: Univar Solutions USA @ $248/ton (one year only)
5) Caustic Soda (sodium hydroxide): Univar Solutions USA @ $864/ton

12/15/21 R21-12-179 - Authorize issuance of the following Agreements to vendors for the purchase of water treatment chemicals:

1) Hydrogen Peroxide: USP Technologies @ $435.89/ton
2) Citric Acid: Brenntag Specialties, Inc. @ $3260/ton (quarterly price protection)
3) Sodium Hypochlorite: Olin Corporation @ $1.30/gal. (one year only)
4) Sulfuric Acid: Univar Solutions USA @ $198/ton (one year only)
5) Caustic Soda (sodium hydroxide): Univar Solutions USA @ $784/ton

12/16/20 R20-12-169 - Authorize issuance of the following Agreements to vendors for the purchase of water treatment chemicals:

1) Brenntag Pacific; hydrogen peroxide, at $425/ton with a 3% 10 net 30 term discount, to commence on January 1, 2021,
2) Brenntag Pacific citric acid, at $870/ton with a 3% 10 net 30 term discount, to commence on January 1, 2021,
3) Olin Chlor Alkali Products for sodium hypochlorite, at $0.74/gal to
4) Univar USA, sulfuric acid, at $151/ton, with a 2% 10 net 30 term discount, to commence on January 1, 2021,
5) Brenntag Pacific caustic soda, at $490/ton with a 2% 10 net 30 term discount,
6) American Water Chemicals for supply and delivery of RO antiscalant at $0.869/lb, to commence on January 1, 2021, and terminate on June 30, 2021

10/19/19 R 19-10-153 - Authorize issuance of Amendment No. 2 for each of the following Agreements to vendors for the purchase of water treatment chemicals:

1) Brenntag Pacific - hydrogen peroxide, at $425/ton (which is reduced from current price of $435/ton) with a 3% 10 net 30 term discount
2) Brenntag Pacific -- citric acid, at $850/ton (which is reduced from current price of $860/ton) with a 3% 10 net 30 term discount,
3) Olin Chlor Alkali Products - sodium hypochlorite, at $0.71/gal (an increase of 3% due to an increase in fuel and raw material costs)
4) Univar USA, Inc., - sulfuric acid, at $145/ton (no increase), with a 2% 10 net 30 term discount, to commence on November 1, 2019,
5) Brenntag Pacific caustic soda, at $590/ton (which is reduced from current price of $610/ton) with a 2% 10 net 30 term discount

Backup materials for Committee items are available in the Committee packet.
Materials distributed at Committee meetings are attached hereto

AGENDA ITEM SUBMITTAL

Meeting Date: March 14, 2024

To: Administration/Finance Issues Cte
Board of Directors

From: John Kennedy

Staff Contact: M. Patel/M. Wu

Budgeted: Yes
Budgeted Amount: $85,000 (FY 2024-25)
Cost Estimate: $85,000
Funding Source: General Fund
Program/ Line Item No.: 1050.57016
General Counsel Approval:
Engineers/Feasibility Report: N/A
CEQA Compliance: N/A

Subject: AMENDMENT NO. 2 TO AGREEMENT NO.1295 WITH UTILIQUEST FOR UNDERGROUND SERVICE ALERT (USA) SERVICES

SUMMARY

The District has underground service alert monitoring to protect underground assets. Utiliquest has been providing excellent service for the past several years. Staff recommends hiring Utiliquest to provide these services for an additional period of three years.

Attachment: Utiliquest Quote

RECOMMENDATION

RECOMMENDED BY COMMITTEE

Agendize for March 20 Board meeting: Authorize issuance of Amendment No. 2 to Agreement No. 1295 with Utiliquest to increase the not-to-exceed amount by $85,000 per year and extend the termination date to March 31, 2027, to provide underground service alert monitoring.

DISCUSSION/ANALYSIS

The District has invested millions of dollars in underground assets throughout Orange County. These assets include pipelines, cathodic protection systems, monitoring wells, injection wells, fiber optic cable, and electrical conduit. To help protect these assets, the District is a member of Underground Service Alert (USA aka Dig Alert).

California State law requires that before obtaining a permit to excavate, all contractors must obtain a Dig Alert ticket through Underground Service Alert. Through the Underground Service Alert process the District receives notification when a construction project may have an impact on a District owned underground asset. The servicing vendor visits the construction site and marks all District facilities in the area. Once the assets are marked the contractor is required to protect the asset, and if the asset is damaged the contractor is responsible for any damage incurred.

Underground Service Alert ticket notifications are received on behalf of the District. With each notification, the vendor needs to identify if any District assets are within the construction zone. Each notification received requires office screening, and may require additional field investigation and field marking. Depending on the level of service required for each notification, and the number of notifications received, the actual cost will vary year to year.

Utiliquest has been providing these services for the District for the past several years and staff has been satisfied with these services. Staff recommends an extension of the existing agreement, which expires on March 31, 2024, with Utiliquest to provide continued underground alert service monitoring for another three years.

PRIOR RELEVANT BOARD ACTION(S)

4/14/22 – R22-4-50 - Authorize issuance Amendment No.1 to Service Agreement No.1295 with Utiliquest for an amount not to exceed $102,000 per year for a period of two years to provide underground service alert monitoring services with an option to renew for an additional period of two years under the same terms and conditions.

6/17/20 – R20-6-79 - Authorize issuance of a Service Agreement with Utiliquest for an amount not to exceed $102,000 per year for a period of two years to provide underground service alert monitoring services with an option to renew for an additional period of two years under the same terms and conditions.

3/21/18 - R18-03-27 - Authorize issuance of a Service Agreement with Utiliquest for an amount not to exceed $77,000 per year for a period of three years to provide underground service alert monitoring services with an option to renew for an additional period of two years under the same terms and conditions.

12/16/15 - R15-12-179 - Authorize extending the agreement to Utiliquest for an amount not to exceed $74,000 per year for a two-year period to provide underground service alert monitoring services.

12/18/13 - R13-12-154 -Authorize issuance of a Service Agreement with Utiliquest for an amount not to exceed $74,000 per year for a period of two years to provide underground service alert monitoring services with an option to renew for a period of two years under the same terms and conditions.

2/16/11 - R11-02-11-28 - Authorize renewal of Professional Services Agreement with Utiliquest LLC for an amount not to exceed $215,910 for a three-year period, to provide underground service alert monitoring services.

12/16/09 - R09-12-178 - Authorized issuance of a Professional Services Agreement to Utiliquest LLC in an amount not to exceed $70,000 to provide Underground Service Alert monitoring services for a one-year period, with an option to renew for an additional three years.

10/08/08 - R08-10-137 - Authorize issuance of a Professional Service Agreement to Utiliquest LLC for a one-year period in an amount not-to-exceed $70,000 to provide underground service alert services.

05/16/07 - R07-05-71 - Authorize issuance of a new Professional Services Agreement to Utiliquest LLC for an amount not-to-exceed $67,000 to provide Underground Service Alert (USA) Monitoring and Marking Services for a 12-month period.

12/21/05 - R05-12-149 - Approve issuance of a Professional Services Agreement to Underground Technology, Inc. (Utiliquest LLC) for a 12 month period in an amount not-to-exceed $60,000 to provide underground service alert services.

Backup materials for Committee items are available in the Committee packet.
Materials distributed at Committee meetings are attached hereto

AGENDA ITEM SUBMITTAL

Meeting Date: March 14, 2024

To: Administration Finance Cte./
Board of Directors

From: John Kennedy

Staff Contact: P. Bouyounes/S. Dosier

Budgeted: Partial
Budgeted Amount: $27,500
Cost Estimate: $88,000 annual
Funding Source: General Fund
Program/Line-Item No.: 1030.50104
General Counsel Approval: N/A
Engineers/Feasibility Report: N/A
CEQA Compliance: N/A

Subject: LIMITED TERM AGREEMENT – RISK & SAFETY ASSISTANT

SUMMARY

The Districts activities under the Risk & Safety Department have increased significantly over the past several years. Regulations are getting more demanding and complex in California. Currently the department employs a part-time temporary employee, Lenyss Bahena, to assist two full-time personnel. However, because of the increased workload, staff recommend hiring Lenyss Bahena for a two-year limited term agreement as a full-time Risk & Safety Assistant.

Attachments:

- Federal and State OSHA Program Elements With Significant Resource Implications For All Employers in California
- Limited-Term Agreement – Risk & Safety Assistant

RECOMMENDATION

RECOMMENDED BY COMMITTEE

Agendize for March 20 Board meeting: Authorize staff to contract with Lenyss Bahena as a Risk & Safety Assistant under a two-year Limited Term Agreement.

DISCUSSION/ANALYSIS

The Risk & Safety (R&S) Department currently employs two full-time employees and one part-time temporary employee. The Risk & Safety Department oversees five distinct areas of responsibility which includes:

- 37+ required safety programs;
- Security and video management system;
- Environmental programs;
- Emergency Response programs; and
- The Workers Compensation program.

Over the past several years, the Risk & Safety department has experienced an increase in workload which includes increases in regulatory requirements; reporting; training; inspections and audits; monitoring, and other issues. For example, there are two new regulations requiring implementation at the District this next year. One is the Indoor Heat Illness Prevention Program, and the other is the Workplace Violence Prevention Plan (WVPP), SB 553. Under the jurisdiction of the California Division of Occupational Safety and Health (Cal/OSHA), the new WVPP law, burdens employers with many more obligations, including developing and implementing a workplace violence prevention plan specific to each location (three separate written programs). The law requires employers to comprehensively address 13 different topics in their WVPP. Employers will also have to conduct hazard assessments for each location to evaluate what could or may happen; provide annual training; create workplace violence incident logs; and keep various records for up to five years. The WVPP requirements will take effect on July 1, 2024.

As the Board is aware, new regulatory laws on employers are routinely approved at the state and federal level. Staff has attached a partial list of such laws over the past few years.

The Risk & Safety department also manages the Workers' Compensation program for all work-related injuries, illnesses, and first aid. This includes conducting investigations to identify the root cause, completing required forms for JPIA, following up with the medical clinics, following up with the departments to ensure corrective actions have been implemented.

The emergency response program is another area of responsibility for the department. This program is often managed by a full-time employee at other agencies due to the vast amount of administrative work including but not limited to the annual National Incident Management System (NIMS) reporting; Emergency Response Plan that includes EOC drills; Emergency Action Plan that includes Fire drills; Hazard Mitigation plan; etc. This program is managed solely by the staff in the Risk & Safety department.

District security is another top priority area of responsibility for the department. The Security program includes ongoing communication with the third-party security company at Fountain Valley and Forebay; following up on incidents and issues; conducting monthly testing of alarms, etc. In addition, Risk & Safety completes and submits 17 Letters of Arrest annually to Anaheim Police Department (13 letters), Fish & Wildlife, O.C. Sheriff, Orange Police Department, and Riverside Sheriff. The letters of arrest authorize the police to enforce all laws governing criminal activities on District property.

Specific environmental programs (not all inclusive) that fall under the departments' responsibility are listed in the following table. These programs require ongoing follow-up, training, and annual reporting.

AGENCY / REGULATION	REPORT/PERMIT/REQUIRED
Department of Transportation (DOT) (training every 3 years)	Waste manifest and handling of hazardous waste 8-hour Training
Fountain Valley Fire Dept (annual reporting)	California Environmental Reporting System (CERS) Business Plan (Hazardous Material Disclosure)
Riverside County Department of Environmental Health	California Environmental Reporting System

(annual reporting)	(CERS) Business Plan (Hazardous Material Disclosure)
Anaheim Fire Department (annual reporting)	California Environmental Reporting System (CERS) Business Plan (Hazardous Material Disclosure)
Orange County Health Care Agency (every two years)	Hazardous Waste Inspections
Anaheim Fire Department (annually)	Hazardous Waste and Tank Inspection
U.S. EPA Anaheim Fire Department	40 CFR 112 – SPCC plan - FHQ
U.S. EPA Orange County Health Care Agency	40 CFR 112 – SPCC plan - Fountain Valley
Cal EPA Department of Toxic Substances (eVQ annual reporting)	EPA ID Number Verification and Manifest submittal and Fees for 3 EPA ID numbers
OSHA/EPA/Cal EPA (Title 22 RCRA/Non-RCRA) (annual training)	Emergency Spill Response. Hazardous Waste Operations and Emergency Response.

The Environmental, Health, Safety and Security management process is ongoing and increasingly demanding. The complexity of the regulations that govern our programs generate a significant amount of work and oversight.

The OCWD Risk & Safety Department has a significant workload of managing multiple disciplines such as safety, workers' compensation, environmental, and security programs in comparison to other districts. Staff attempted to survey and compare the District's Risk & Safety Department, operations, and staffing level with other agencies. It is difficult to provide an "apples to apples" comparison. However, based upon the table below, staff is generally confident the District compares well and is relatively lean in staffing level.

SAFETY PROGRAM MANAGEMENT					
ORGANIZATION	# of Employees	In addition to the safety programs, are you responsible for any Environmental Programs? If yes, please the programs	Are you responsible for managing the Workers Comp Program?	Are you responsible for the Security Program?	How many employees in your department that assist in implementing the program requirements?
Western Municipal WD	175	No	No	Yes	3
Helix Water District	160	Partial CUPA, Hazardous Waste, SPCC	No	No	2
Inland Employee Utilities Agency	340	Partial CUPA, Hazard Waste, SPCC	Yes	No	4
Elsinore Valley Municipal Water District	172	No	Yes	No	2
The City of Palo Alto Utilities Department	325	Partial SPCC, SWPPP	No	No	15
IRWD	400	Partial CUPA and CalARP	No	Yes	4
Sweetwater	135	Partial CUPA, CARB	No	Yes	3
OC San	650	Yes: CUPA, Hazardous Waste, Asbestos/Lead, Spills, etc.	No	Yes	12
OCWD	**226.5**	**YES**: DOT, CUPA, Hazardous Waste, SPCC, SCAQMD, Cal/EPA DTSC, Spill Response/RCRA	**YES**	**YES**	**2**

The use of a part time temporary person and at times in the past, a student intern, has been very beneficial, but the growing demands on the staff as well as an increase in administrative functions have created a need to increase that role to a full-time schedule. More importantly there is a significant amount of training necessary and the high turnover

with the part-time or student intern role is counterproductive for the department. Staff is proposing to start with a limited-term agreement for two years to give time to assess the impact of a new full-time position on the department and any future needs to add an additional regular headcount.

Staff is requesting approval of a two-year limited term agreement with our current R&S part-time temporary staff member, Lenyss Bahena, as a full-time Risk & Safety Assistant with a total annual cost of approximately $88,000 (salary and benefits). Lenyss has been with the department in her temporary role for one year and is a tremendous asset to the department.

PREVIOUS BOARD ACTION(S): N/A

LIMITED TERM EMPLOYMENT AGREEMENT

(Lenyss Bahena)

THIS LIMITED TERM EMPLOYMENT AGREEMENT is entered into as of March 24, 2024 by and between the ORANGE COUNTY WATER DISTRICT, a political subdivision of the State of California (hereinafter, "OCWD"), Lenyss Bahena (hereinafter, "EMPLOYEE"), for the employment of EMPLOYEE by OCWD for the period commencing March 24, 2024 through the termination date as established in Section Three herein below, in accordance with the following terms and conditions:

SECTION ONE: EMPLOYMENT AND DUTIES OF EMPLOYEE

1.1 OCWD hereby employs EMPLOYEE, and EMPLOYEE hereby accepts employment from OCWD, in the capacity of Risk & Safety Assistant, commencing as of March 24, 2024.

1.2 During EMPLOYEE's employment with OCWD, EMPLOYEE shall do and perform all services, acts or things necessary or advisable to fulfill the duties and responsibilities as directed by the Risk & Safety Manager.

1.3 EMPLOYEE shall work forty (40) hours per week. The EMPLOYEE may apply accrued leave hours towards satisfying the minimum hours worked.

1.4 Unless otherwise, the employment services of EMPLOYEE shall be performed at the offices of OCWD, located at 18700 Ward Street, Fountain Valley, CA; provided, however, that OCWD may require EMPLOYEE to travel temporarily to other locations to perform services for or on behalf of OCWD.

1.5 EMPLOYEE shall, to the best of EMPLOYEE's ability and experience, loyally and conscientiously perform all of the duties and obligations required of EMPLOYEE, either expressly or implicitly by the terms of this Agreement or the provisions of the OCWD Personnel Manual (hereinafter, the "Personnel Manual"), as adopted by the Board of Directors of OCWD and as may be amended by the Board of Directors in its legislative discretion from time to time (copy of which has

been provided to EMPLOYEE); provided, however, that in the event of a conflict between this Agreement and the Personnel Manual, this Agreement shall supersede and prevail of the Personnel Manual.

SECTION TWO: COMPENSATION AND BENEFITS

2.1 As of the date of commencement of employment as set forth in Paragraph 1.1, EMPLOYEE shall receive wages based on an hourly rate of $32.00.

2.2 For and during the term of employment, EMPLOYEE shall be entitled to all of the benefits provided within the contract period and enjoyed by full-time employees of OCWD, as set forth in the Personnel Manual. EMPLOYEE acknowledges, however, that OCWD-paid layer two Money Purchase Plan retirement contributions vest to the EMPLOYEE only upon EMPLOYEE's accumulating five years of credited service, as defined in the retirement plan for employees of ORANGE COUNTY WATER DISTRICT.

SECTION THREE: TERM OF EMPLOYMENT

3.1 OCWD and EMPLOYEE hereby expressly understand and acknowledge that EMPLOYEE is employed by OCWD, for a period not to exceed two-years duration.

3.2 While OCWD and EMPLOYEE anticipate that the term of employment under this Agreement shall be approximately 2 years from the date of commencement of EMPLOYEE's employment pursuant to Paragraph 1.1 hereinabove, the actual date of termination of employment shall be determined by the completion of duties as determined by the District. In this regard, OCWD shall provide EMPLOYEE at least 14 days' written notice of the termination of employment due to the completion of duties.

3.3 Notwithstanding the provisions of Paragraphs 3.1 and 3.2 hereinabove, OCWD and, EMPLOYEE each reserve the right to terminate this Agreement and the EMPLOYEE's employment with OCWD, at any time, with or without cause.

SECTION FOUR: MISCELLANEOUS

4.1 Effect of Personnel Manual: To the extent not inconsistent with the provisions of this Agreement, the Personnel Manual is incorporated herein by this reference and shall govern the terms and conditions of EMPLOYEE's employment with OCWD, and the employment relationship of EMPLOYEE and OCWD, in all matters not expressly set forth herein.

4.3 Integration: This Agreement, together with all of the provisions of the Personnel Manual not inconsistent with any of the terms and conditions herein, represents the entire understanding of OCWD and EMPLOYEE as to the employment of EMPLOYEE by OCWD; and this Agreement, as complemented by the provisions of the Personnel Manual not inconsistent with the terms and conditions contained herein, supersedes any and all other agreements and understandings, either oral or in writing, between OCWD and EMPLOYEE with respect to the employment of EMPLOYEE by OCWD. Each party to this Agreement expressly acknowledges that no representations, inducements, promises or agreements, orally or otherwise, have been made by any party, or any person acting on behalf of any party, which are not embodied herein, and that no other agreement, statement, representation or promise not contained in this Agreement or in the Personnel Manual shall be of any force or effect.

4.4 Construction and Amendment: This Agreement shall be governed by the laws of the State of California. This Agreement may not be modified, altered or amended except in writing signed by OCWD and EMPLOYEE.

4.5 Effective Date: This Agreement shall be deemed executed by the parties as of the date first above written.

APPROVED AS TO FORM:

By_____
General Counsel, OCWD

ORANGE COUNTY WATER DISTRICT

By_____

President

By_____

General Manager

By_____

Employee

Backup materials for Committee items are available in the Committee packet.
Materials distributed at Committee meetings are attached hereto

AGENDA ITEM SUBMITTAL

Meeting Date: March 14, 2024

To: Administration/Finance Issues Cte.
Board of Directors

From: John Kennedy

Staff Contact: John Kennedy

Budgeted: Partially
Budget Amount: $250,000
Cost Estimate: $400,000
Funding Source: General Fund
Program/Line Item No.: 1010.53005

General Counsel Approval: N/A
Engineers/Feasibility Report: N/A
CEQA Compliance: N/A

Subject: RUTAN AND TUCKER LEGAL SERVICES BUDGET INCREASE

SUMMARY

Staff recommend increasing the Rutan & Tucker legal services budget from $250,000 to $400,000.

RECOMMENDATION

RECOMMENDED BY COMMITTEE

Agendize for March 20 Board meeting: Approve increasing the Rutan and Tucker FY23-24 legal services budget from $250,000 to $400,000.

DISCUSSION/ANALYSIS

Rutan & Tucker currently supports OCWD with comprehensive legal support as General Counsel. General legal matters include tasks such as attendance at board meetings, agenda packet review, advice regarding the Brown Act, California public records act request, property issues and other procurement and administrative matters. Rutan also provides specialized legal services that have historically included tasks such as special transactional or representational matters (environmental, labor, LAFCO, etc.), claims processing and management, litigation, litigation support and management/oversight of outside counsel, depositions, and court appearances.

Establishing the legal budget can be difficult as necessary legal services vary annually depending upon District activities, needs and requests. Over the last five years the District has had an average billing from Rutan and Tucker of approximately $375,000. As shown on the figure on the next page, Rutan and Tucker's legal services over the past five years have ranged from $510,730 to $238,302.

As of February 14, 2024, Rutan and Tucker has provided $268,000 in legal services. A pie chart providing a summary of that work is also on the next page. To cover the remaining fiscal year, staff recommend adding $150,000 to increase the total budget to $400,000. The $400,000 amount is consistent with budgeted agency counsel expenditures by other mid to large size water agencies in Orange County.

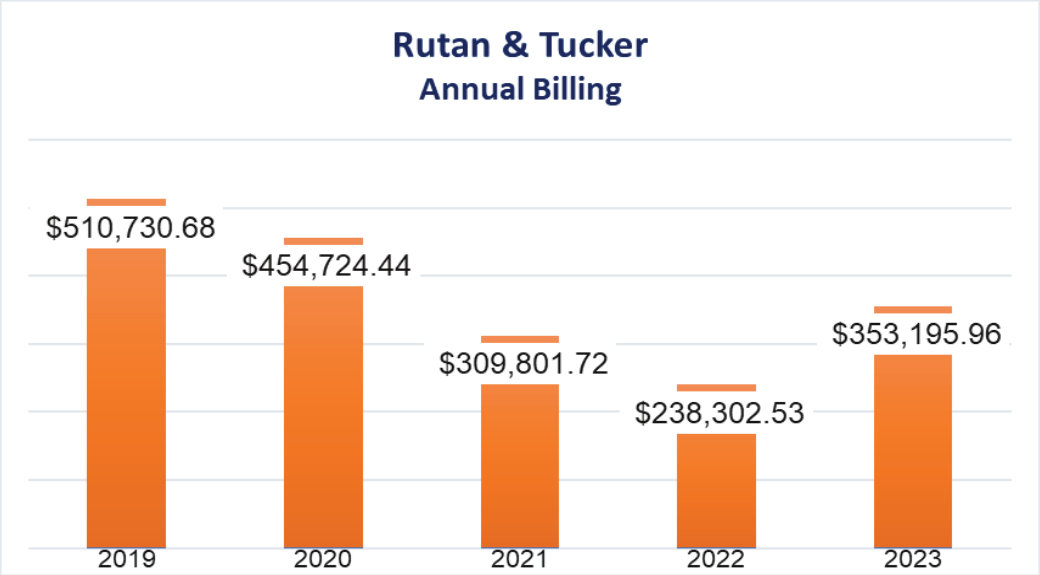

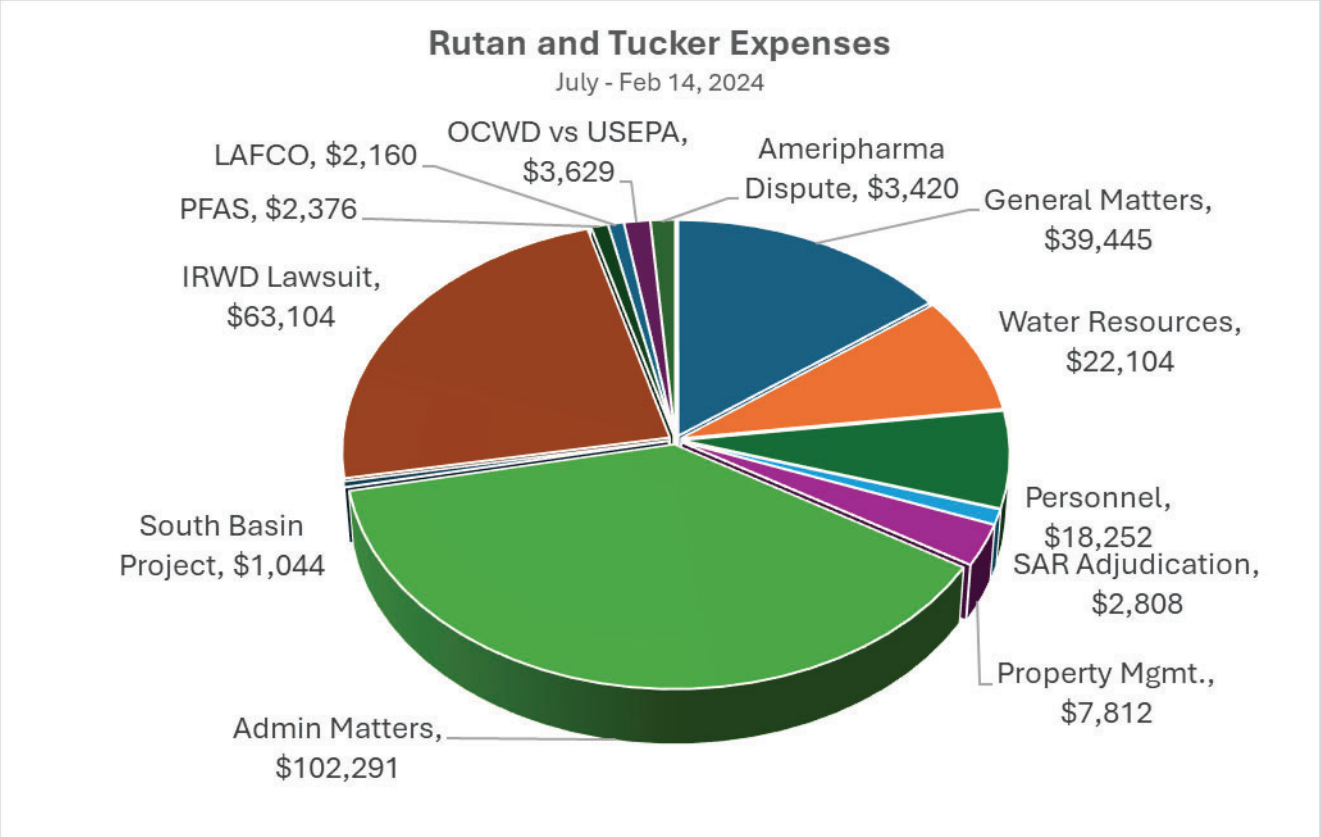

PRIOR RELEVANT BOARD ACTION(S) N/A

Backup materials for Committee items are available in the Committee packet.
Materials distributed at Committee meetings are attached hereto

AGENDA ITEM SUBMITTAL

Meeting Date: March 14, 2024

To: Administration/Finance Issues Cte.
Board of Directors

From: John Kennedy

Staff Contact: J. Dadakis/M. Patel

Budgeted: No
Budgeted Amount: $0
Cost Estimate: $11,000
Funding Source: General Fund Reserves
Program/Line-Item No.: 1010.31301 & 1050.51301
General Counsel Approval: Yes
Engineers/Feasibility Report: N/A
CEQA Compliance: N/A

Subject: DISTRICT PARTICIPATION AT SIWW 2024 CONFERENCE AND TECHNICAL EXCHANGE WITH SINGAPORE PUB

SUMMARY

Consistent with the District's Memorandum of Understanding (MOU) with the Singapore Public Utilities Board (PUB), PUB staff have invited District representatives to attend the Singapore International Water Week (SIWW) conference in June 2024 and subsequently participate in technical exchange activities. Staff recommends that the General Manager and GWRS Operations Manager be authorized to travel for these purposes.

Attachment: Executed August 2022 MOU Between OCWD & Singapore PUB

RECOMMENDATION

RECOMMENDED BY COMMITTEE

Agendize for March 20 Board meeting: Authorize two District staff to participate in Singapore International Water Week conference and technical exchange activities with Singapore PUB.

BACKGROUND/ANALYSIS

The District's General Manager, John Kennedy, has received a formal invitation from the Singapore PUB to attend the 2024 SIWW Conference over June 18-22. The invitation recognizes the District being a past recipient of the Lee Kuan Yew Water Prize (2014) and the long-standing relationship between PUB and OCWD. PUB has offered to cover a portion of the General Manager's associated travel expenses. Additionally, staff proposes to send the GWRS Operations Manager, Derrick Mansell, to SIWW and subsequently to participate in formal technical exchange activities with PUB at District expense. Mr. Mansell had an abstract accepted to give an SIWW conference presentation on the District's initial experience with Artificial Intelligence/Machine Learning (AI/ML) testing at the GWRS facility. Staff estimates

approximately $11,000 in District travel expenses for both the General Manager and GWRS Operations Manager.

The OCWD Board approved a new MOU with Singapore PUB for a technical exchange program in August 2022, updating a similar MOU adopted in 2011. The new MOU serves as a framework document in which the two agencies agree to explore ways of comprehensive exchanges in water management, water technology cooperation, applied research, and project collaboration. One important component of the MOU is in-person technical exchange visits between agency representatives; each agency is responsible for covering the travel expenses for their representatives during such visits. As a statutory board under the Ministry of Sustainability and Environment (MSE), the Singapore PUB is the national water agency responsible for integrated management of water supply, water catchment, and "used" (recycled) water. Both Singapore PUB and the District are considered international leaders in water resource management and potable reuse of recycled water and agree upon the value of maintaining a formal exchange program.

The District was awarded the 2014 Lee Kwan Yew (LKY) Prize at the Singapore International Water Week (SIWW) conference, which included the receipt of $ $300,000 SGD ($238,000 USD). With travel expenses covered by Singapore PUB, current OCWD Board President Cathy Green was designated to attend SIWW, formally accept the prize, and deliver the invited LKY Lecture; at District expense, General Manager Mike Markus traveled to Singapore for SIWW 2014 to moderate a conference session and deliver a lecture at Singapore National University. District staff have attended SIWW and participated in technical exchange activities with PUB in 2014 (Bill Dunivin, retired Director of Water Production/GWRS), 2016 (Jason Dadakis, Executive Director of Water Quality & Technical Resources) and 2023 (Megan Plumlee, Director of R&D and Mehul Patel, Executive Director of Operations). The District has similarly received PUB staff for multiple in-person onsite exchange visits in Orange County since 2011; the most recent occurred in October 2023 for two PUB staff members, with travel expenses covered by PUB.

By making significant investments in research and technology, Singapore has become a world-leader in water treatment development and built a robust, diversified, and sustainable water supply from four different sources known as the Four National Taps (water from local catchment areas, imported water, reclaimed water known as NEWater and desalinated water). Since 2002, PUB, together with stakeholders dedicated to solving Singapore's water challenges, have collectively committed more than SGD$800 million ($572 million USD) in water research & development (R&D). Information exchange facilitated by the MOU, including in-person exchange visits by District staff to Singapore PUB, have led to valuable information transfer to the District, including:

- **ROTEC Flow Reversal Reverse Osmosis (FR-RO)** – PUB implemented ROTEC FR-RO as a retrofit to a portion of the treatment train at its Kranji NEWater reclamation plant and is including it at its future Tuas and Changi NEWater facilities; the District recently completed a grant-supported onsite pilot-testing assessment of FR-RO conducted by the R&D Department. PUB's successful implementation of FR-RO has helped guide the District's testing and consideration of full-scale implementation. For example, PUB recommended that the District piloting effort take into account specific energy consumption (SEC) when determining the maximum optimal water recovery, given that the PUB effort had identified a "sweet spot" in the trade-off between greater

recovery requiring greater energy per unit water produced. The District's pilot testing of FR-RO identified the potential to increase the GWRS RO recovery from 85% to 90%, representing approximately 8,000 acre-ft/year or more of additional recycled water production.

- **Implementation of 16-inch RO System** – Industry standard RO systems use 8-inch diameter membranes, including the GWRS facility. PUB elected to install non-standard GrahamTek 16-inch RO membranes at one of its NEWater recycled water plants in the hope of increasing water recovery with fewer treatment units and smaller system footprint; however, based on onsite discussions with PUB operational staff, District staff learned of the many operational and procurement challenges associated with the 16-inch system, and thus did not consider this design during the Initial and Final Expansion projects for GWRS.

- **Digital Twin and Machine Learning for Membrane Systems** – PUB is aggressively assessing "smart" AI/ML-based operations and has moved forward into the implementation phase in multiple areas. The District has begun testing the application of ML to its membrane treatment operations, starting with pilot testing supported by private vendors and the US Department of Energy (DOE) funded National Alliance for Water Innovation (NAWI). This initial piloting at the District includes testing an "AI Coach" that aggregates and processes multiple data streams from the GWRS RO plant and then analyzes, visualizes, and makes recommendations to plant operators on how to optimize their plant's performance and efficiency. Ongoing information exchange with PUB will help inform the District's assessment and potential future implementation of AI.

- **LABMAN Automated Online Laboratory Analysis** – PUB has implemented a custom-designed LABMAN system "robot" to increase the efficiency and sample throughput at its laboratory for basic wet chemistry analyses; OCWD continues to review this technology for applicability to District laboratory operations.

PUB's draft exchange program proposes that the GWRS Operations Manager attend and present at the SIWW Spotlight over June 18-22, 2024, followed by meetings with PUB operations staff and tours of relevant facilities from through June 30 (e.g., Changi Water Reclamation Plant & NEWater Factory; Sembcorp Tengeh Floating Solar Farm; applied research Centres of Excellence at the Nanyang Environment and Water Research Institute (NEWRI) + Separation Technologies Applied Research and Translation Centre (START)).

PRIOR RELEVANT BOARD ACTION(S)

1/18/23 M23-11 – Authorizing District Participation at SIWW 2023 Conference and Technical Exchange with Singapore Public Utilities Board

8/17/22, R22-8-109 – Approve and authorize execution of Memorandum of Understanding between OCWD and the Singapore Public Utilities Board to continue an exchange program

5/22/14, M14-80 – Authorizing Attendance at 2014 Lee Kuan Yew Prize and Singapore International Water Week

2/16/11, R-11-2-18 – Authorizing MOU with Singapore Public Utilities Board to Create an Exchange Program

Backup materials for Committee items are available in the Committee packet.
Materials distributed at Committee meetings are attached hereto

AGENDA ITEM SUBMITTAL

Meeting Date: March 14, 2024

To: Administration/Finance Issues Cte
Board of Directors

From: John Kennedy

Staff Contact: B. Lomeli/ P. Bouyounes

Budgeted: Yes
Budgeted Amount: $12,000
Cost Estimate: $12,000 ($60,000 Five Years)
Funding Source: General Fund
Program/ Line Item No. 1034.51202
General Counsel Approval: N/A
Engineers/Feasibility Report: N/A
CEQA Compliance: N/A

Subject: AMENDMENT NO. 1 TO AGREEMENT NO. 1529 WITH BAY ALARM FOR FHQ AND PRADO FIRE AND BURGLAR ALARM SYSTEM PROJECT

SUMMARY

The Board on December 15, 2022, approved Bay Alarms proposal to update the antiquated burglar and fire alarm system at Field Headquarters and Prado. The processed agreement was for only one year and did not include annual services cost of $12,000. Staff recommends issuing an extension for Agreement No. 1529 to Bay Alarm through January 31, 2028, for an amount to not exceed $12,000 annually.

Attachment: Proposal from Bay Alarm dated November 21, 2022

RECOMMENDATION

RECOMMENDED BY COMMITTEE

Agendize for March 20 Board meeting: Approve and authorize amendment No.1 to Professional Services Agreement 1529 with Bay Alarm to extend the service agreement through January 31, 2028, and include $60,000 to the agreement budget.

BACKGROUND/ANALYSIS

In December of 2022, the Board approved a five-year agreement with Bay Alarm for the upgrade of the fire and burglar alarm system and ongoing monitoring services. Due to an administrative error the signed agreement was for only one year and the annual services cost of $12,000 was not included in the document. Staff has put together an amendment to cover the remaining four years of the agreement and to ensure all board approved services are covered.

PRIOR RELEVANT BOARD ACTION(S):

12/21/22 - R22-12-176: Authorized agreement to Bay Alarm for Field Headquarters and Prado fire and burglar alarm systems.

Backup materials for Committee items are available in the Committee packet.
Materials distributed at Committee meetings are attached hereto

AGENDA ITEM SUBMITTAL

Meeting Date: March 14, 2024

To: Administration/ Finance Issues Cte
Board of Directors

From: John Kennedy

Staff Contact: R. Fick

Budgeted: Yes
Budgeted Amount: $448,500
Cost Estimate: $419,480
Funding Source: Debt Program
Program/Line Item No N/A
General Counsel Approval: Yes
Engineers/Feasibility Approved: N/A
CEQA Compliance: N/A

Subject: **EXTENSION OF LETTER OF CREDIT FOR 2003A VARIABLE RATE DEBT**

SUMMARY

The District currently has a Letter of Credit (LOC) with Bank of America to provide credit and liquidity support for the District's 2003A variable rate debt of $129,815,000. The LOC was entered into with Bank of America on May 17, 2021, and expires by its terms on May 16, 2024. Bank of America has made an offer to extend the current LOC for two years from the new LOC amendment date at a rate of 29 basis points with legal fees for its counsel capped at $8,500.

Attachments:

- Bank of America First Amendment to Reimbursement Agreement
- Bank of America Amended and Restated Fee Letter
- Resolution – District
- Resolution – Public Facilities Corporation
- Presentation

RECOMMENDATION

RECOMMENDED BY COMMITTEE

Agendize for March 20 Board meeting:

1) Approve District and Corporation resolutions and execution of documents necessary to extend the current Letter of Credit and Reimbursement Agreement with Bank of America for the 2003A variable rate debt for a term of 2 years consistent with the offer provided by Bank of America and authorize the General Manager to execute such documents including minor changes requested by rating agencies or other participants in the transaction;

2) Authorize payment for costs of issuance not to exceed $38,000.

DISCUSSION/ANALYSIS

The District is required to obtain a letter of credit to support its 2003A variable rate debt because the debt can be tendered at any time by investors. When tendered bonds are remarketed, proceeds from new investors are used to pay the tendering investors. With a liquidity facility, if the notes are not remarketed, the Trustee draws on the direct pay letter of credit to pay bondholders. In the case of a Letter of Credit, the bank makes direct payments to the Trustee for the tender price and is subsequently reimbursed by the District.

The District's 2003A variable rate debt is currently backed by a LOC with Bank of America. The Bank of America LOC was issued on May 17, 2021, at a cost of 34 basis points (bps) or approximately $448,500 per year. The Bank of America LOC expires on May 16, 2024. Bank of America has made an offer to extend the current LOC for two years from the expiration date of the existing LOC at 29 basis points with legal fees capped at $8,500.

Staff recommends extending the current LOC at 29 basis points with the bank's legal fees capped at $8,500 payable to Chapman and Cutler LLP, Bank of America's legal counsel. The advantages to the District with this recommendation are: (1) lower cost of issuance due to extending the current liquidity facility versus a possible bank substitution via Request for Proposals (RFP) process, (2) no costs incurred in drafting a new offering document, (3) the new LOC will have substantially similar provisions as the expiring LOC and (4) the District can optionally terminate the LOC with 10 days written notice at no penalty.

The proposed pricing assumes the District's current credit ratings of "Aa1/AAA/AAA" from Moody's, Standard & Poor's, and Fitch, respectively. Any downgrade in ratings would result in an increase in the facility fee in accordance with the proposed schedule as detailed in Table 1.

Table 1
Bank of America LOC Fee Rate Schedule

Moody's	S&P	Fitch	Current Facility Fee	Proposed Facility Fee
Aa1 or above	AA+ or above	AA+ or above	34 bps	29 bps
Aa2	AA	AA	49 bps	44 bps
Aa3	AA-	AA-	64 bps	59 bps
A1	A+	A+	79 bps	74 bps
A2	A	A	94 bps	89 bps
A3	A-	A-	109 bps	104 bps
Baa1	BBB+	BBB+	124 bps	119 bps

Fees in an amount not to exceed $38,000 in cost for extending the current LOC will be incurred by the District as follows:

$ 7,500	– District's Legal Fees (Stradling Yocca Carlson & Rauth)
$ 8,500	– Bank of America's Legal Fees
$11,000	– Rating Agency Fees
$ 7,500	– Financial Advisor (Fieldman, Rolapp & Associates, Inc.)
$ 3,500	– Contingency for Unanticipated Costs

$38,000

Staff identified two alternatives versus extending the current Bank of America LOC as follows: (1) issue an RFP to possibly obtain a lower cost LOC, and (2) not extend or replace the current LOC.

Issuing an RFP to possibly replace Bank of America as the LOC provider would be much costlier in terms of cost of issuance than extending the current liquidity facility. Approximately $350,000 in cost of issuance including legal fees (banks and District's), rating agencies costs, preparing a new offering document and financial advisor fees would be incurred by the District for a bank replacement. The increased cost of issuance for possibly replacing the current bank has an impact on the breakeven fee that would be required of a new bank. The Table 2 below details that the District would need a competing bank to charge a fee of 17 basis points or less with a cost of issuance of approximately $350,000 on a 2-year liquidity facility versus extending the current LOC with Bank of America at 29 basis points and an estimated $38,000 in cost of issuance. If the Board elects to not replace or extend the expiring bank facility, a decision to not replace or extend the liquidity facility would result in the need to refund the variable rate bonds to a higher cost fixed rate financing. These alternatives are not recommended.

Table 2
Breakeven Analysis

Bank of America Extension:			
Annual Fee - Basis Points	0.29%	$131,545,000	
Cost of Issuance	$38,000		
Year 1 Cost			$419,480
Year 2 Cost			$381,480
			$800,960
Possible Replacement Bank due to RFP Process:			
Annual Fee - Basis Points	0.171%	$131,545,000	
Cost of Issuance	$350,000		
Year 1 Costs			$575,480
Year 2 Costs			$225,480
			$800,960

Staff went through an RFP process to replace the Letter of Credit and Reimbursement Agreement with Citibank to provide credit liquidity for the District's 2003A variable rate debt in February 2021. After sending an RFP to nine banks a total of five bids were received ranging from 34 to 72 basis points and varying amounts of upfront costs.

Based on the breakeven analysis in Table 2, a competing bank would have to come in at less than 17.1 basis points to make the economics work to switch banks.

NEXT STEPS

- Finalize and execute necessary legal and financing documents, including updated Fee Letter Agreement, First Amendment to Reimbursement Agreement documents in accordance with the Resolutions for the District and Financing Corporation.
- Trustee to notify the bondholders on April 16, 2024, of the LOC extension.

Based upon this analysis, it is recommended to extend the current Bank of America Letter of Credit for the District's 2003A variable rate debt.

PRIOR BOARD ACTION(S)

4/21/21 - R21-4-70: Authorized an alternate credit facility and approving the execution and delivery of certain documents in connection therewith and certain other matters

FIRST AMENDMENT TO REIMBURSEMENT AGREEMENT

This First Amendment to Reimbursement Agreement (this *"Amendment"*) dated March 26, 2024 (the *"Amendment Date"*), is by and among ORANGE COUNTY WATER DISTRICT (the *"District"*), OCWD PUBLIC FACILITIES CORPORATION (the *"Corporation"*) and BANK OF AMERICA, N.A. (together with its successors and assigns, the *"Bank"*). All capitalized terms used herein and not defined herein shall have the set forth in the hereinafter defined Agreement.

WITNESSETH

WHEREAS, the District, the Corporation and the Bank have previously entered into that Reimbursement Agreement dated as of May 1, 2021 (as amended, restated, supplemented or otherwise modified to date, the *"Agreement"*), pursuant to which the Bank issued that certain Irrevocable Transferable Letter of Credit dated May 17, 2021 (as amended, restated, supplemented or otherwise modified to date, the *"Letter of Credit"*), supporting the District's Adjustable Rate Revenue Certificates of Participation Series 2003A (the *"Certificates"*);

WHEREAS, pursuant to Section 9.01 of the Agreement, the Agreement may be amended by a written amendment thereto, executed by the Bank, the Corporation and the District; and

WHEREAS, the District has requested that that the Bank extend the Stated Expiration Date of the Letter of Credit and make certain amendments to the Agreement, and the Bank has agreed to extend the Stated Expiration Date of the Letter of Credit and make such other amendments to the Agreement subject to the terms and conditions set forth herein.

NOW THEREFORE, in consideration of the premises, the parties hereto hereby agree as follows:

SECTION 1. AMENDMENTS.

Upon satisfaction of the conditions precedent set forth in Section 2 hereof, the Agreement shall be amended as follows:

1.01. Each reference in the Agreement to "U.S. Bank National Association" is hereby deleted and shall be replaced with "U.S. Bank Trust Company, National Association (as successor to U.S. Bank National Association)".

1.02. The definitions of the following defined terms set forth in Section 1.01 of the Agreement are hereby amended in their entireties and as so amended shall be restated to read as follows:

> *"Fee Letter"* means that certain Amended and Restated Fee Letter dated March 26, 2024, among the District, the Corporation and the Bank, as the same may be amended, restated, supplemented

or otherwise modified from time to time in accordance with the terms thereof and hereof.

"Resolutions" means the 2003 Resolution, the 2021 Resolution and the 2024 Resolution.

"Sanction(s)" means any sanction administered or enforced by the United States Government (including, without limitation, OFAC), the United Nations Security Council, the European Union, His Majesty's Treasury ("*HMT*") or other relevant sanctions authority.

1.03. Section 1.01 of the Agreement is hereby amended by the addition of the following new defined terms to be inserted in their appropriate places in the alphabetical sequence and to read as follows:

"First Amendment" means that certain First Amendment to Reimbursement Agreement dated March 26, 2024, among the District, the Corporation and the Bank.

"2024 Resolution" means, collectively, **(**i) the District's Resolution **[Number _____]** adopted by the governing body of the District on March 20, 2024, and authorizing the execution and delivery by the District of the First Amendment, the Fee Letter and related matters and (ii) the Corporation's Resolution **[No. _____]** adopted on March 20, 2024, authorizing the execution and delivery of the First Amendment, the Fee Letter and related matters.

1.04. Section 2.07 of the Agreement is hereby amended in its entirety and as so amended shall be restated to read as follows

Section 2.07. Termination of Letter of Credit; Substitute Letter of Credit. Notwithstanding any provisions of this Agreement to the contrary, the District agrees not to terminate this Agreement or the Letter of Credit or permanently reduce the Available Amount, except upon (i) the payment to the Bank of all Obligations payable hereunder and (ii) the District providing the Bank with ten (10) Business Day prior written notice of its intent to terminate this Agreement and the Letter of Credit or permanently reduce the Available Amount; *provided* that all payments to the Bank referred to in clause (i) above shall be made in immediately available funds; *provided further, however,* that any such termination of this Agreement or the Letter of Credit or the permanent reduction of the Available Amount shall be in compliance with the terms and conditions of the Trust Agreement and the Letter of Credit. The District agrees that any termination of the Letter of Credit as a result

of the provision of any Alternate Credit Facility will require, as a condition thereto, that the District or the issuer of any Alternate Credit Facility will provide funds on the date of such termination or provision, which funds will be sufficient to pay in full at the time of termination of such Letter of Credit all Obligations due and owing to the Bank hereunder.

1.05. Section 3.02(a)(iii) of the Agreement is hereby amended in its entirety and as so amended shall be restated to read as follows

(iii) impose on the Bank or the applicable interbank market any other condition, cost or expense affecting this Agreement, the Fee Letter or the Letter of Credit or any participation therein;

1.06. Sections 5.01(v) of the Agreement is hereby amended in its entirety and as so amended shall be restated to read as follows:

(v) *Sanctions Concerns and Anti-Corruption Laws.* (i) *Sanctions Concerns*. Neither the District, nor, to the knowledge of the District, any director, officer, employee, agent, affiliate or representative thereof, is an individual or entity that is, or is owned or controlled by one or more individuals or entities that are (i) currently the subject or target of any Sanctions, (ii) included on OFAC's List of Specially Designated Nationals or HMT's Consolidated List of Financial Sanctions Targets List, or any similar list enforced by any other relevant sanctions authority or (iii) located, organized or resident in a Designated Jurisdiction.

(ii) *Anti-Corruption Laws.* The District has conducted its business in compliance in all material respects with the United States Foreign Corrupt Practices Act of 1977, the UK Bribery Act 2010 and other applicable anti-corruption legislation in other jurisdictions, and have instituted and maintained policies and procedures designed to promote and achieve compliance with such laws.

1.07. Section 5.02(n) of the Agreement is hereby amended in its entirety and as so amended shall be restated to read as follows:

(n) *Sanctions Concerns and Anti-Corruption Laws.* (i) *Sanctions Concerns*. Neither the Corporation, nor, to the knowledge of the Corporation, any director, officer, employee, agent, affiliate or representative thereof, is an individual or entity that is, or is owned or controlled by one or more individuals or entities that are (i) currently the subject or target of any Sanctions,

(ii) included on OFAC's List of Specially Designated Nationals or HMT's Consolidated List of Financial Sanctions Targets List, or any similar list enforced by any other relevant sanctions authority or (iii) located, organized or resident in a Designated Jurisdiction.

(ii) *Anti-Corruption Laws.* The Corporation has conducted its business in compliance in all material respects with the United States Foreign Corrupt Practices Act of 1977, the UK Bribery Act 2010 and other applicable anti-corruption legislation in other jurisdictions, and have instituted and maintained policies and procedures designed to promote and achieve compliance with such laws.

1.08. Article VI of the Agreement is hereby amended by adding thereto a new Section 6.24 to appear in the appropriate numerical sequence and to read as follows

Section 6.24. Anti-Corruption Laws; Sanctions. Each of the Corporation and the District shall conduct its business in compliance in all material respects with the United States Foreign Corrupt Practices Act of 1977, the UK Bribery Act 2010 and other applicable anti-corruption legislation in other jurisdictions and with all applicable Sanctions.

1.09. Sections 8.01(b) of the Agreement is hereby amended in its entirety and as so amended shall be restated to read as follows

(ii) Failure of the District to observe or perform the covenants set forth in any of Sections 6.02, 6.03, 6.06, 6.09, 6.11, 6.12, 6.13, 6.14, 6.16, 6.17, 6.19, 6.20, 6.21, 6.22, 6.24, 7.01, 7.02, 7.03, 7.04, 7.06, 7.07, 7.08, 7.09, 7.10, 7.11, 7.12, 7.13, 7.15, 7.16, 7.18, or 7.19;

1.10. Schedule 9.02 of the Agreement is hereby amended in its entirety and as so amended shall be restated as set forth on Exhibit A attached hereto.

SECTION 2. CONDITIONS PRECEDENT.

This Amendment shall become effective on the Amendment Date subject to the satisfaction of or waiver by the Bank of all of the following conditions precedent (such satisfaction to be evidenced by the Bank's execution and delivery of this Amendment):

2.01. Delivery by the Corporation and the District to the Bank of an executed counterpart of this Amendment.

2.02. Delivery by the Corporation and the District to the Bank of an executed counterpart of the Amended and Restated Fee Letter dated March 26, 2024 (the *"Amended and Restated Fee Letter"*), among the Corporation, the District and the Bank.

2.03. Receipt by the Bank of (i) a copy of the authorizing resolution of the District approving the execution and delivery of this Amendment and the Amended and Restated Fee Letter and performance of its obligations under the Agreement, and (ii) a customary certificate executed by an Authorized District Representative including the incumbency and signature of the officer of the District executing this Amendment and the Amended and Restated Fee Letter.

2.04. Receipt by the Bank of (i) a copy of the authorizing resolution of the Corporation approving the execution and delivery of this Amendment and the Amended and Restated Fee Letter and performance of its obligations under the Agreement, and (ii) a customary certificate executed by an Authorized Corporation Representative including the incumbency and signature of the officer of the Corporation executing this Amendment and the Amended and Restated Fee Letter.

2.05. Delivery to the Bank of a "no adverse effect opinion" of Bond Counsel with respect to the tax-exempt status of the Certificates.

2.06. Payment directly to Chapman and Cutler LLP, legal counsel to the Bank (*"Bank Counsel"*) within thirty (30) days of receipt of an invoice from Bank Counsel, of the reasonable legal fees and expenses of Bank Counsel.

2.07. All other legal matters pertaining to the execution and delivery of this Amendment shall be satisfactory to the Bank and its counsel.

SECTION 3. REPRESENTATIONS AND WARRANTIES OF THE DISTRICT AND THE CORPORATION.

3.01. Each of the District and the Corporation hereby represents and warrants that the following statements shall be true and correct as of the date hereof:

(a) the representations and warranties of the District and the Corporation contained in Section 5.01 of the Agreement and in Section 5.02 of the Agreement, respectively, are true and correct on and as of the date hereof as though made on and as of such date (except to the extent the same expressly relate to an earlier date, and except that the representations contained in Section 5.01(i) of the Agreement shall be deemed to refer to the most recent financial statements of the District delivered to the Bank pursuant to Section 6.02(a)(i) of the Agreement); and

(b) no Default or Event of Default has occurred and is continuing or would result from the execution of this Amendment.

3.02. In addition to the representations given in Article V of the Agreement, each of the District and the Corporation hereby represents and warrants as follows:

(a) The execution, delivery and performance by the District and the Corporation of the Amended and Restated Fee Letter and this Amendment, and the performance of the Agreement, as amended hereby, are within its powers, have been duly authorized by all necessary action and do not contravene any law, rule or regulation, any judgment, order or decree or any contractual restriction binding on or affecting the District and the Corporation.

(b) No authorization, approval or other action by, and no notice to or filing with, any governmental authority or regulatory body is required for the due execution, delivery and performance by the District or the Corporation of this Amendment and the Amended and Restated Fee Letter or the performance by the District and the Corporation of the Agreement, as amended hereby.

(c) The Amended and Restated Fee Letter, this Amendment and the Agreement, as amended hereby, constitute legal, valid and binding obligations of the District and the Corporation enforceable against the District and the Corporation in accordance with their respective terms, except that (i) the enforcement thereof may be limited by bankruptcy, reorganization, insolvency, liquidation, moratorium and other laws relating to or affecting the enforcement of creditors' rights and remedies generally, as the same may be applied in the event of the bankruptcy, reorganization, insolvency, liquidation or similar situation of the District or the Corporation, and (ii) no representation or warranty is expressed as to the availability of equitable remedies.

SECTION 4. REQUEST FOR EXTENSION OF STATED EXPIRATION DATE.

The District hereby request that the Bank extend the Stated Expiration Date of the Letter of Credit to March 25, 2026 and the Bank hereby agrees to such request and will deliver to the Trustee a copy of the Notice of Extension with respect to the Letter of Credit in the form attached hereto as Exhibit B to effectuate such extension.

SECTION 5. MISCELLANEOUS.

Except as specifically amended herein, the Agreement shall continue in full force and effect in accordance with its original terms. Reference to this specific Amendment need not be made in any note, document, agreement, letter, certificate, the Agreement or any communication issued or made subsequent to or with respect to the Agreement, it being hereby agreed that any reference to the Agreement shall be sufficient to refer to the Agreement, as hereby amended. In case any one or more of the provisions contained herein should be invalid, illegal or unenforceable in any respect, the validity, legality and enforceability of the remaining provisions contained herein shall not in any way be affected or impaired hereby. THIS AMENDMENT AND ANY CLAIMS, CONTROVERSY, DISPUTE OR CAUSE OF ACTION (WHETHER IN CONTRACT OR TORT OR OTHERWISE) BASED UPON, ARISING OUT OF OR RELATING TO THIS AMENDMENT AND THE TRANSACTIONS CONTEMPLATED HEREBY AND THEREBY SHALL BE GOVERNED BY, AND CONSTRUED IN ACCORDANCE WITH, THE LAW OF THE STATE OF NEW YORK; *PROVIDED* THAT THE POWER AND AUTHORITY OF THE DISTRICT TO EXECUTE, DELIVER AND PERFORM ITS OBLIGATIONS HEREUNDER SHALL BE GOVERNED BY, AND CONSTRUED IN ACCORDANCE WITH, THE LAW OF THE STATE.

This Amendment may be simultaneously executed in several counterparts, each of which shall be an original and all of which shall constitute but one and the same instrument. This Amendment may be delivered by the exchange of signed signature pages by facsimile transmission or by e-mail with a pdf copy or other replicating image attached, and any printed or copied version of any signature page so delivered shall have the same force and effect as an originally signed version of such signature page.

[SIGNATURE PAGE TO FOLLOW]

IN WITNESS WHEREOF, the parties hereto have caused this Amendment to be duly executed and delivered by their respective officers hereunto duly authorized as of the Amendment Date.

ORANGE COUNTY WATER DISTRICT

By:_____
Name:_____
Title:_____

By:_____
Name:_____
Title:_____

APPROVED AS TO FORM:

By:_____
Name: _____
Title: _____

[Signature Page to First Amendment to Reimbursement Agreement]

OCWD PUBLIC FACILITIES CORPORATION

By:_____
Name:_____
Title:_____

By:_____
Name:_____
Title:_____

BANK OF AMERICA, N.A.

By:_____
Name: _____
Title: _____

[Signature Page to First Amendment to Reimbursement Agreement]

EXHIBIT A

SCHEDULE 9.02

Bank:

Bank of America, N.A.
315 Montgomery Street, 1st Floor
San Francisco, California 94104
Telephone: (415) 913-2325
Facsimile: (213) 984-4051
Attention: Grace L. Barvin
Email: grace.barvin@bofa.com

with copy to:

Bank of America, N.A.
111 N. Wacker Drive
Chicago, Illinois 60606-1511
Attention: Tiffany Chiu
Telephone: (312) 234-4428
Email: tiffany.chiu2@bofa.com

and, with respect to the Letter of Credit:

Bank of America, N.A.
1 Fleet Way, PA6-580-02-30
Scranton, PA 18507
Attention: Standby Letter of Credit Department
Telephone: (800) 370-7519 OPT 1
Facsimile: (800) 755-8743

if to the District, addressed to the District at:

Orange County Water District
18700 Ward Street
Fountain Valley, CA 92708
Attention: General Manager
Telephone: (714) 378-3304
Facsimile: (714) 378-3373
E-Mail: jkennedy@ocwd.com

if to the Corporation, addressed to the Corporation at:

Orange County Water District
18700 Ward Street
Fountain Valley, CA 92708
Attention: Chief Financial Officer
Telephone: (714) 378-3271
Facsimile: (714) 378-3373
E-Mail: rfick@ocwd.com

or if to the Trustee or Tender Agent, addressed to it at:

U.S. Bank National Association
633 West Fifth Street, 24th Floor
Los Angeles, CA 90071
Attention: Global Corporate Trust
Email: nabeel@badawi@usbank.com

or if to the Remarketing Agent, addressed to it at:

Morgan Stanley & Co. LLC
1999 Avenue of the Stars, Suite 2400
Los Angeles, CA 90067
Attention: Dan Kurz
Telephone: (310) 788-2171
E-Mail: Daniel.Kurz@morganstanley.com

EXHIBIT B

NOTICE OF EXTENSION

March 26, 2024

U.S. Bank Trust Company, National Association
633 West Fifth Street, 24th Floor
Los Angeles, CA 90071
Attention: Global Corporate Trust

Ladies and Gentlemen:

Reference is hereby made to that certain Irrevocable Transferable Letter of Credit No. 68175918 dated May 17, 2021 (as amended, the *"Letter of Credit"*), established by us in your favor as Beneficiary. We hereby notify you that, in accordance with the terms of the Letter of Credit, the Stated Expiration Date (as defined in the Letter of Credit) has been extended to March 25, 2026.

Each reference in the Letter of Credit and each Annex thereto to "U.S. Bank National Association" is hereby deleted and shall be replaced with "U.S. Bank Trust Company, National Association (as successor to U.S. Bank National Association)".

This letter shall be attached to the Letter of Credit and made a part thereof.

BANK OF AMERICA, N.A.

By _____
Name: _____
Title: _____

AGENDA ITEM SUBMITTAL

Meeting Date: March 20, 2024

To: Board of Directors

From: John Kennedy

Staff Contact: J. Kennedy

Budgeted: N/A
Budgeted Amount: N/A
Cost Estimate: N/A
Funding Source: N/A
Program/Line Item No: N/A
General Counsel Approval: N/A
Engineers/Feasibility Report: N/A
CEQA Compliance: N/A

Subject: APPOINTMENT PROCESS AND NOMINATION PERIOD FOR ORANGE COUNTY LAFCO REGULAR SPECIAL DISTRICT MEMBER SEAT

SUMMARY

The nomination period for the Orange County Local Agency Formation Commission (OC LAFCO) Regular Special District seat is now open. The OC LAFCO Executive Officer will accept nominations for this seat until April 15, 2024. The current terms for this seat expire June 30, 2024.

Attachment: LAFCO Appointment Notice

RECOMMENDATION

Informational

DISCUSSION/ANALYSIS

The deadline for submitting nominations and Declaration of Qualification to Vote for the Regular Special District to OC LAFCO is April 15, 2024. The ballot is due to LAFCO by June 10, 2024. Staff will designate the Board President and First Vice President (alternate) as the authorized OCWD representatives to vote. The results of the election will be announced June 17, 2024.

PRIOR RELEVANT BOARD ACTION(S) Biennial

ORANGE COUNTY LAFCO

2677 North Main Street | Suite 1050
Santa Ana, CA 92705
Phone: 714.640.5100 | **Fax:** 714.640.5139

REGULAR MEMBERS

CHAIR
Donald P. Wagner
County Member

VICE CHAIR
Wendy Bucknum
City Member

IMMEDIATE PAST CHAIR
Douglass Davert
Special District Member

James Fisler
Special District Member

Derek J. McGregor
Public Member

Bruce Whitaker
City Member

VACANT
County Member

ALTERNATES

Kathryn Freshley
Special District Member

Carol Moore
City Member

Lou Penrose
Public Member

VACANT
County Member

STAFF

Carolyn Emery
Executive Officer

Scott Smith
General Counsel

March 11, 2024

TO: Independent Special District, Presiding Officer
(Delivered by email: *c/o Clerk of the District*)

FROM: Carolyn Emery, Executive Officer

SUBJECT: Nomination Period and Appointment Process for the OC LAFCO Regular Special District Member Seat

The nomination period for the Orange County Local Agency Formation Commission (OC LAFCO) Regular Special District Member seat is now open. The OC LAFCO Executive Officer will accept nominations for this seat from **March 11 through April 15, 2024**. The current term for this seat expires June 30, 2024.

The appointment process for the OC LAFCO special district seat is governed by Government Code Section 56332 and the Independent Special District Selection Committee Bylaws. In accordance with the statute and the Committee's Bylaws, the appointment process is conducted by mailed ballot and attached to this notification are the following:

(1) The "**Declaration of Qualification to Vote"** for designating the authorized regular voting member and alternate voting member, if applicable, of your district for this appointment process. This form must be returned to OC LAFCO no later than **4:00 p.m.**, **Monday, April 15, 2024**. Please note, in accordance with the Independent Special District Selection Committee Bylaws, if OC LAFCO does not receive the form by this date, your district will be ineligible to vote; and

(2) The "**2024 Nomination Form**" for submitting a candidate's name for the OC LAFCO Regular Special District Member seat. If your district is nominating a candidate, the form must be filled out completely and returned to OC LAFCO by **4:00 p.m.**, **Monday, April 15, 2024**. Candidate resumes or other supplemental information may be attached to the nomination form, and these materials will be distributed with the ballot.

Completed declaration and nomination forms may be submitted to OC LAFCO electronically or by USPS mail at:

Electronically:
Email: ccarter-benjamin@oclafco.org

USPS Mail:
Orange County Local Agency Formation Commission
Attention: Cheryl Carter-Benjamin, Commission Clerk
2677 North Main Street, Suite 1050
Santa Ana, CA 92705

For your reference, the schedule of key dates for the appointment process is shown below:

Appointment Process Schedule for OC LAFCO Regular Special District Member Seat	
ACTION	**DATE**
LAFCO Executive Officer emails notification letter with nomination and Declaration of Qualification to Vote forms to independent special district presiding officers (c/o district clerk) and general managers.	**March 11, 2024**
Deadline for submitting nomination and declaration forms to OC LAFCO by 4:00 p.m.*	**April 15, 2024 (4 PM)**
Ballots emailed to special district presiding officers/designees (c/o district clerk).	**May 6, 2024**
Ballots due to OC LAFCO by 4:00 p.m.	**June 10, 2024 (4 PM)**
OC LAFCO staff (or designee) tabulates ballots and announces results.	**June 17, 2024**
Oath of Office Administered.	**July 10, 2024 (Commission Hearing)**
**** Pursuant to Government Code Section 56332(c)(1), if only one candidate is nominated for a vacant seat, that candidate shall be deemed selected with no further proceedings.***	

Should you have any questions on this matter, you may contact OC LAFCO Commission Clerk Cheryl Carter-Benjamin at (714) 640-5100 or by email at ccarter-benjamin@oclafco.org.

Attachments:

1. Declaration of Qualification to Vote
2. 2024 Nomination Form – Regular Special District Member Seat

cc: Special District General Managers

DECLARATION OF QUALIFICATION TO VOTE

Cathy Green Presiding Officer

Orange County Water District

I, _____,* hereby attest that _____** has been authorized by the Board of _____to vote in the OC LAFCO Special District Selection Committee election as the regular voting member.

The Board also designated _____ **as the alternate voting member.

Name and Title*: _____

Signature*: _____

Date*: _____

** Declaration MUST be completed and signed by either Board President **or** Board Secretary.*

*** Must be a member of the Board.*

In accordance with the Independent Special District Selection Committee Bylaws, completed declarations must be received by OC LAFCO by 4:00 PM, Monday, April 15, 2024. Declarations may be submitted electronically by email or USPS mail at:

(1) Email: ccarter-benjamin@oclafco.org

(2) USPS Mail: Orange County Local Agency Formation Commission
2677 North Main Street, Suite 1050
Santa Ana, CA 92705
Attn: Cheryl Carter-Benjamin

Orange County Local Agency Formation Commission (OC LAFCO)

2024 NOMINATION FORM

NOMINEE INFORMATION FOR REGULAR SPECIAL DISTRICT MEMBER SEAT:

NAME: _____

TITLE: _____

DISTRICT: _____

☐ Check box if resume or statement of qualifications is attached.

SPECIAL DISTRICT SELECTION COMMITTEE MEMBER SUBMITTING NOMINATION (*Must be the presiding officer or a designated alternate board member.*)

NAME: _____ DATE: _____

SIGNATURE: _____

TITLE: _____

DISTRICT: _____

A resume or other supplemental information about the nominee may be included and will be distributed with the ballot. The completed nomination form and any supplemental information must be returned to OC LAFCO by ***4:00 p.m., Monday, April 15, 2024*** and may be submitted electronically **or** by USPS to*:*

- **Electronically**
  Email: ccarter-benjamin@oclafco.org

- **USPS Mail**
  Orange County Local Agency Formation Commission
  Attention: Cheryl Carter-Benjamin, Commission Clerk
  2677 North Main Street, Suite 1050
  Santa Ana, CA 92705

Nomination forms or candidate information received after the deadline will not be considered in part to the nomination process conducted by OC LAFCO.

WATER RESOURCES SUMMARY

February 2024

INFLOWS & OUTFLOWS (acre-feet)	Total for Month	Year to Date - This Year	Year to Date - Last Year
BASIN SUPPLIES			
Water Purchases from MWD (excludes In Lieu)	0	7	16,864
Water into MWD Storage Account (excludes In Lieu)	0	0	0
SAR & Santiago Creek Flows	115,732	207,473	123,129
(accounts for storage to/from recharge facilities)			
GWRS Water to Forebay	7,758	62,671	49,413
GWRS Water to Mid-Basin Injection Wells	475	4,788	5,086
GWRS Water to Talbert Barrier	1,058	12,428	14,527
OC-44 and F. Valley Water to Talbert Barrier	0	7	18
Alamitos Barrier Water	99	1,356	1,811
Incidental Recharge (estimated)	4,000	15,700	16,400
Evaporation from Recharge Basins	(252)	(2,492)	(1,788)
River Flow Lost to Ocean	(93,829)	(95,202)	(41,463)
Total Groundwater Recharge	35,041	206,735	183,996
WATER PRODUCTION			
Groundwater Production	17,025	184,463	160,946
MWD Storage Program Withdrawals	0	0	0
Total Groundwater Production	17,025	184,463	160,946
BASIN BALANCE			
Change in Groundwater Storage	18,017	22,273	23,050
Change in Groundwater Storage excluding MWD Stored Water	18,017	22,273	23,050
Accumulated Overdraft	------	166,730	234,953
Accumulated Overdraft excluding MWD Storage	------	166,730	234,953
IN LIEU WATER			
OCWD In Lieu Purchases (MWD Cyclic Storage)	0	0	0
MWD In Lieu Storage	0	0	0
Total In Lieu	0	0	0
OTHER KEY INFORMATION			
1. MWD Water Deliveries to Producers	2,162	41,294	68,319
2. Basin Production Percentage	88.7%	81.7%	70.2%
3. Total Water Demand	20,093	239,427	243,063
4. Total GWRS Production	9,293	79,925	69,074
5. Green Acres Project Water	80	2,106	2,430
6. SAR Water Quality			
- Total Dissolved Solids (TDS) of SAR below Prado Dam (ppm)	272	------	348
- Total Nitrogen of SAR below Prado Dam (ppm)	1.8	------	1.6
7. Month-End Water Storage Behind Prado Dam	19,506	------	20,261
8. Month-End Water Storage in Recharge Facilities	23,986	------	23,311
9. Water Storage Change in Recharge Facilities	4,542	2,736	12,435
10. Total Artificial Recharge	31,041	191,035	167,596
11. Monthly Mean Temperature at Santa Ana Fire Station (°F)	59.0	------	56.7
12. Rainfall at FHQ (inches)	9.81	16.07	17.32

***** Note: Data are preliminary, subject to change**

3/14/2024

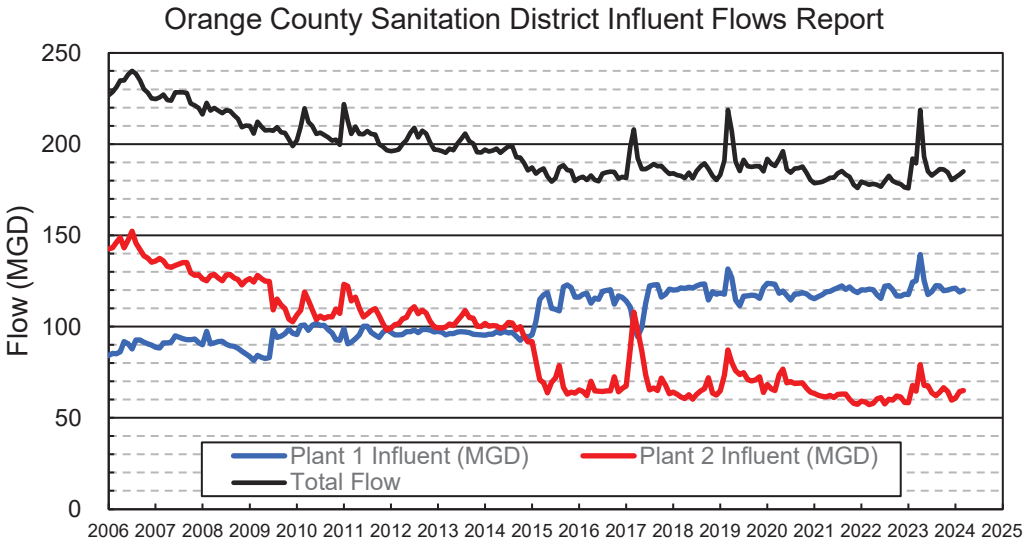

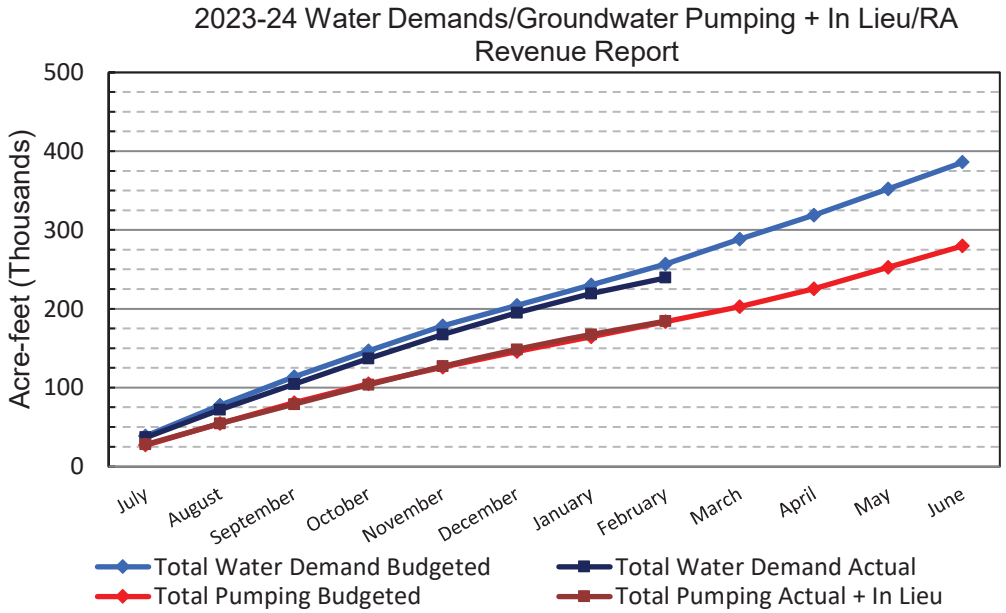

	Monthly		Accumulated Total for the Year			
	Budget	Actual	Budget	Actual	Difference	Percent
Total Water Demand	**26,600**	**20,093**	**256,800**	**239,427**	**-17,373**	**93.23%**
Total Pumping + In Lieu	**19,400**	**17,025**	**183,800**	**184,463**	**663**	**100.36%**
RA Revenue	**$12,105,600**	**$10,623,371**	**$114,691,200**	**$115,104,775**	**$413,575**	**100.36%**

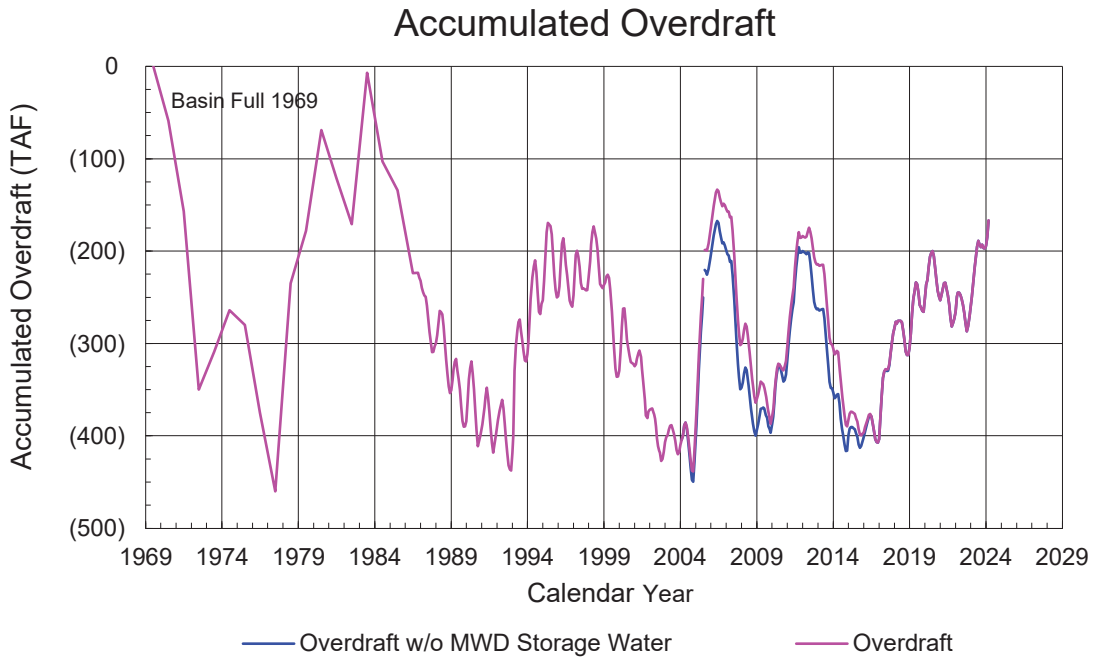
Accumulated Overdraft
Basin Full 1969
Accumulated Overdraft (TAF)
0
(100)
(200)
(300)
(400)
(500)
1969
1974
1979
1984
1989
1994
1999
2004
2009
2014
2019
2024
2029
Calendar Year
Overdraft w/o MWD Storage Water
Overdraft

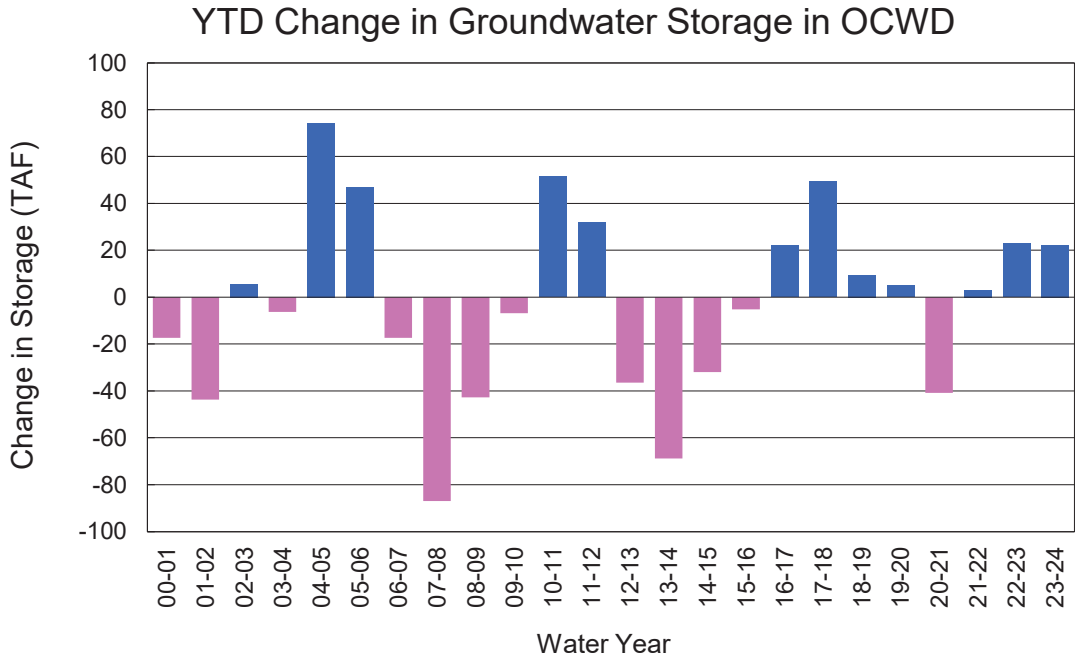
YTD Change in Groundwater Storage in OCWD
Change in Storage (TAF)
100
80
60
40
20
0
-20
-40
-60
-80
-100
00-01
01-02
02-03
03-04
04-05
05-06
06-07
07-08
08-09
09-10
10-11
11-12
12-13
13-14
14-15
15-16
16-17
17-18
18-19
19-20
20-21
21-22
22-23
23-24
Water Year

PRODUCERS WATER USAGE SUMMARY
February 2024
(AF except BPP)

WATER AGENCY	Ground-water (1)	In Lieu	Reclaimed Water	Total Import (2)	Total Demand	2023-24 YTD Demand	2022-23 YTD Demand	YTD % Diff Demand	FEB 2024 BPP	2023-24 YTD BPP	2022-23 YTD BPP
Anaheim	2,293	0	0	691	2,984	35,371	36,457	97%	76.8%	54.2%	25.6%
Buena Park	711	0	0	0	711	8,028	8,161	98%	100.0%	92.0%	85.4%
East Orange County	0	0	0	35	35	518	516	100%	0.9%	0.5%	0.3%
Fountain Valley	464	0	5	0	469	6,084	6,034	101%	100.0%	100.0%	100.0%
Fullerton	882	0	0	195	1,077	13,600	14,353	95%	81.9%	76.0%	76.4%
Garden Grove	1,298	0	0	0	1,298	13,988	13,509	104%	100.0%	100.0%	73.1%
Golden State	842	0	0	310	1,152	13,959	13,822	101%	73.1%	63.0%	57.2%
West OC System	614	-	-	145	759	8,595	8,438	102%	na	na	na
East OC System	227	-	-	165	393	5,364	5,384	100%	na	na	na
Huntington Beach	1,294	0	0	80	1,374	15,919	16,075	99%	94.2%	85.5%	62.6%
Irvine Ranch	2,652	0	884	0	3,536	41,732	41,174	101%	100.0%	99.9%	99.7%
DRWF Clear	1,878	-	-	-	1,878	19,325	17,675	109%	na	na	na
DRWF Color	265	-	-	-	265	5,217	5,616	93%	na	na	na
Laguna Beach	0	0	0	165	165	2,020	2,075	na	0.0%	0.0%	21.1%
La Palma	87	0	0	1	88	1,094	1,105	99%	98.8%	100.0%	99.6%
Mesa Water (MW)	906	0	4	0	910	10,496	10,612	99%	100.0%	100.0%	99.9%
MW Clear	745	-	-	-	745	8,600	7,869	109%	na	na	na
MW Amber	161	-	-	-	161	1,423	2,220	64%	na	na	na
Newport Beach	408	0	1	240	648	8,458	8,922	95%	63.0%	81.1%	77.9%
Orange	1,140	0	0	103	1,243	15,671	15,867	99%	91.7%	87.4%	77.3%
OCWD (GAP)	97	0	0	0	97	1,129	944	120%	100.0%	100.0%	100.0%
Santa Ana	1,770	0	12	250	2,031	20,782	20,914	99%	87.6%	84.7%	68.2%
Seal Beach	174	0	0	0	175	1,978	1,910	104%	99.8%	99.7%	69.0%
Serrano	3	0	0	73	76	1,579	2,035	78%	3.8%	42.5%	66.7%
Tustin	505	0	0	15	520	6,599	6,623	100%	97.1%	72.1%	51.0%
Westminster	631	0	0	0	631	6,609	6,629	100%	100.0%	100.0%	96.7%
Yorba Linda	667	0	0	1	668	11,581	11,602	100%	99.9%	85.8%	83.9%
SUBTOTAL:	16,823	0	907	2,159	19,890	237,194	239,339	99%	88.7%	81.7%	70.2%
Other Producers (Est ~3% of Subtotal)	201	0	0	3	204	2,233	3,724	60%			
TOTAL:	**17,025**	**0**	**907**	**2,162**	**20,093**	**239,427**	**243,063**		**88.7%**	**81.7%**	**70.2%**
OCWD (Talbert Barrier)	0		1,058	0	1,058	12,435	14,545				
OCSD (GAP)	na		58	na	58	677	736				

Estimated

(1) Excludes MWD CUP Withdrawals

(2) Includes MWD CUP Withdrawals & In Lieu Water

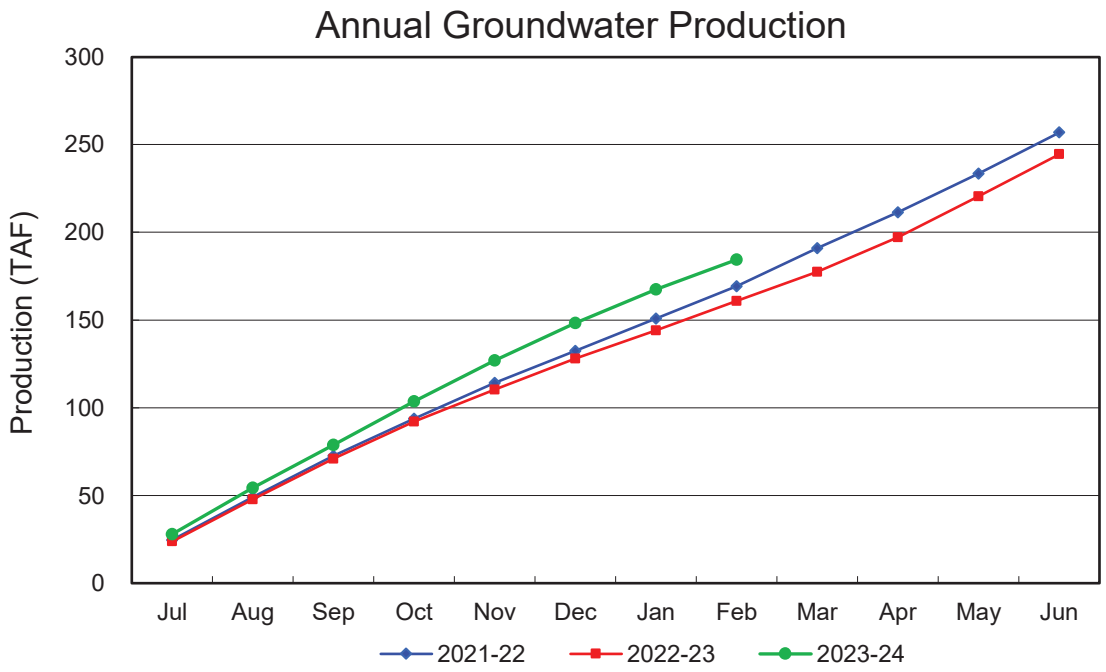
Annual Groundwater Production
Production (TAF)
300
250
200
150
100
50
0
Jul
Aug
Sep
Oct
Nov
Dec
Jan
Feb
Mar
Apr
May
Jun
2021-22
2022-23
2023-24

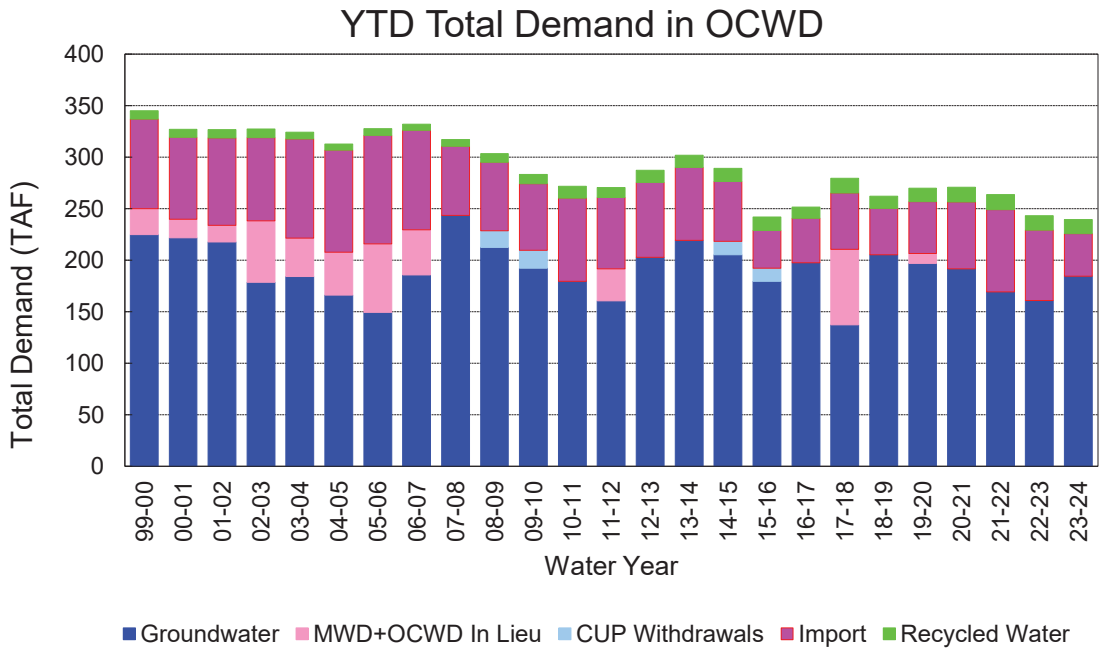
YTD Total Demand in OCWD
Total Demand (TAF)
400
350
300
250
200
150
100
50
0
99-00
00-01
01-02
02-03
03-04
04-05
05-06
06-07
07-08
08-09
09-10
10-11
11-12
12-13
13-14
14-15
15-16
16-17
17-18
18-19
19-20
20-21
21-22
22-23
23-24
Water Year
Groundwater
MWD+OCWD In Lieu
CUP Withdrawals
Import
Recycled Water

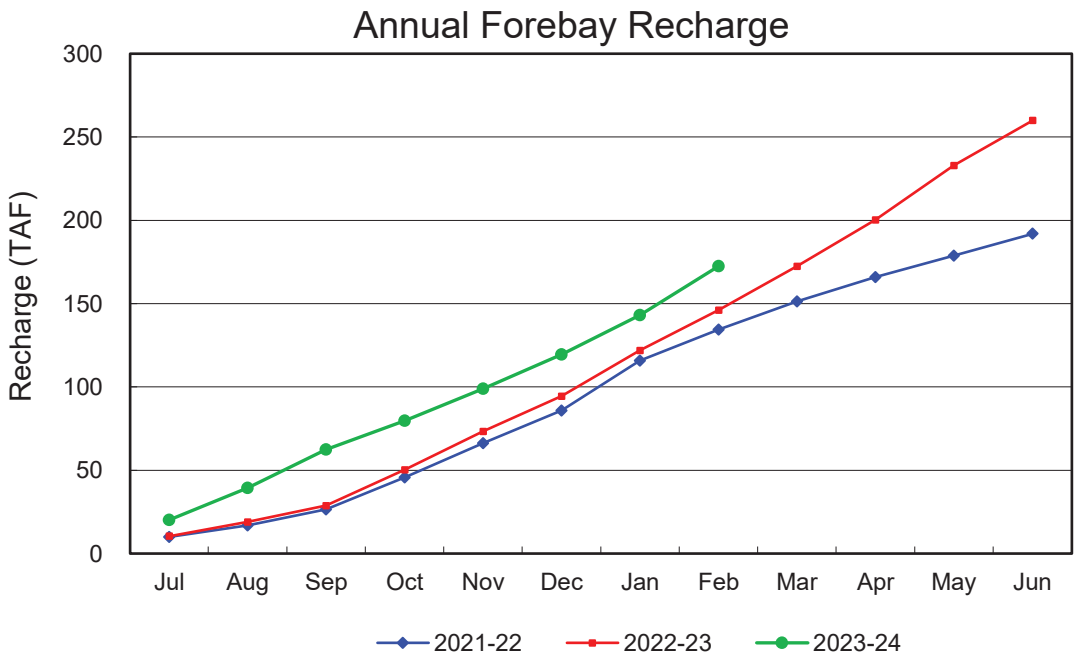
Annual Forebay Recharge
Recharge (TAF)
300
250
200
150
100
50
0
Jul
Aug
Sep
Oct
Nov
Dec
Jan
Feb
Mar
Apr
May
Jun
2021-22
2022-23
2023-24

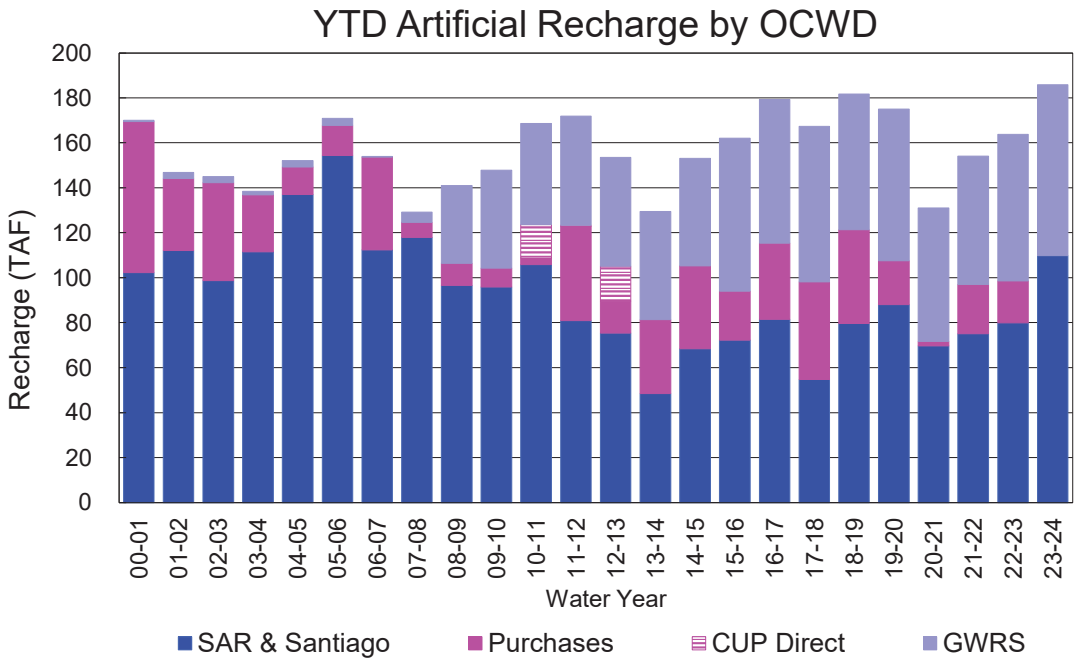
YTD Artificial Recharge by OCWD
Recharge (TAF)
200
180
160
140
120
100
80
60
40
20
0
00-01
01-02
02-03
03-04
04-05
05-06
06-07
07-08
08-09
09-10
10-11
11-12
12-13
13-14
14-15
15-16
16-17
17-18
18-19
19-20
20-21
21-22
22-23
23-24
Water Year
SAR & Santiago
Purchases
CUP Direct
GWRS

RECHARGE AREAS REPORT
February 2024

	Percolation (AF)	Remarks
RIVER SYSTEM	5,639	98 cfs per day average perc
DESILTING SYSTEM	na	SAR
OFF-RIVER SYSTEM	1,124	SAR
WARNER SYSTEM	425	SAR
OLIVE BASIN	na	Passive System
ANAHEIM LAKE	3,013	SAR
MINI-ANA LAKE	313	SAR
MILLER BASIN	1,272	SAR
KRAEMER BASIN	3,859	GWRS, SAR
LA PALMA BASIN	3,945	GWRS
MIRALOMA BASIN	2,012	GWRS
LA JOLLA BASIN	289	SAR
PLACENTIA BASIN	na	
RAYMOND BASIN	0	
FIVE COVES BASIN	na	SAR
BURRIS BASIN	1,033	SAR
RIVER VIEW BASIN	152	SAR, Burris Pumping
FLETCHER BASIN	55	Local Runoff
SANTIAGO BASINS	6,059	SAR, Burris Pumping, Local Runoff
SANTIAGO CREEK	219	SAR, Burris Pumping, Local Runoff
TOTALS	**29,409**	
5-YR AVERAGE	**22,296**	

FLOWS TO RECHARGE AREAS (AF)		
Imperial Headgates (estimated)		102,454
GWRS		7,758
OC-28 (MWD)		0
OC-28a (MWD)		0
OC-59		0
Est'd local Forebay inflow below Imperial		13,004
Est'd local Santiago inflow (estimated)		1,335
Irvine lake releases (OC-13 MWD)		2,658
Villa Park Dam releases (estimated)		0
Precip at Warner Basin (inches)	9.81	
Precip direct to open water surfaces		823
TOTAL INFLOW		128,032

LOSSES FROM RECHARGE AREAS (AF)		
Est'd SAR flow past Chapman Ave.		92,927
Est'd Santiago Cr. flow to SAR		902
Est'd flows past Raymond Basin		0
Calc'd evap (inches) Estimated	3.01	
Est'd evaporative losses		252
TOTAL LOSSES		**94,081**

STORAGE CHANGES (AF)			
Facility	*Begin*	*End*	*Net*
Deep basins	8,630	10,473	1,843
Santiago Pits	10,814	13,513	2,699
River			
Off-river			
Irvine Lake			
TOTAL	19,444	23,986	4,542

SUMMARY (AF)	
TOTAL INFLOW	128,032
TOTAL LOSSES	94,081
STORAGE CHANGE	4,542
CALC'D PERCOLATION	29,409

DEEP BASINS MONTHLY STATUS
February 2024

(values in acre-feet)

Facility	*Storage Start*	*Storage End*	*Maximum Storage*	*Total Perc*	*Max Perc*	*Avg Perc*	*Avg W.S. Elev*
Desilting Ponds	230	230	252	na	na	na	na
Fos-Huckleberry	562	583	628	na	na	na	na
Conrock Basin	603	604	661	na	na	na	na
Warner Basins	2,915	2,917	2,900	425	na	na	238
Olive Pit	45	49	95	na	na	na	211
Anaheim Lake	1,112	2,062	2,300	3,013	127	106	216
Mini-Anaheim Lk	6	2	10	313	20	11	221
Miller Basin	213	241	350	1,272	66	45	213
Kraemer Basin	368	1,071	1,055	3,859	174	133	209
La Palma Basin	94	88	101	3,945	160	136	219
Miraloma Basin	43	43	53	2,012	82	69	220
La Jolla Basin	0	18	20	289	17	10	202
Placentia Basin	0	0	200	na	na	na	na
Raymond Basin	0	0	200	0	na	na	na
Five Coves Basins	249	221	329	na	na	na	na
Burris Pit	2,180	2,327	2,500	1,033	51	36	169
River View Basin	2	7	8	152	12	5	188
Fletcher Basin	8	10	15	55	5	2	189
Santiago (Bond)	7,012	8,281	8,312	6,059	255	213	283
Santiago (Blu Dia)	3,802	5,232	5,259	-	-	-	-
Totals	19,444	23,986	25,247	22,427			
Prado Dam	738	19,506	20,000				

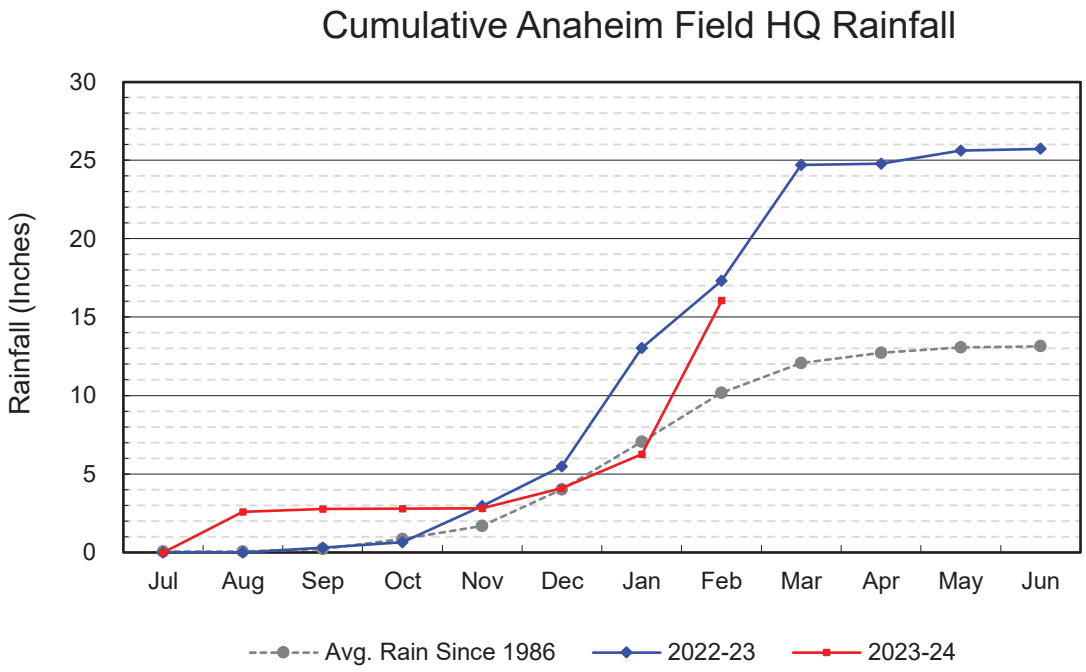
Cumulative Anaheim Field HQ Rainfall
Rainfall (Inches)
30
25
20
15
10
5
0
Jul
Aug
Sep
Oct
Nov
Dec
Jan
Feb
Mar
Apr
May
Jun
Avg. Rain Since 1986
2022-23
2023-24

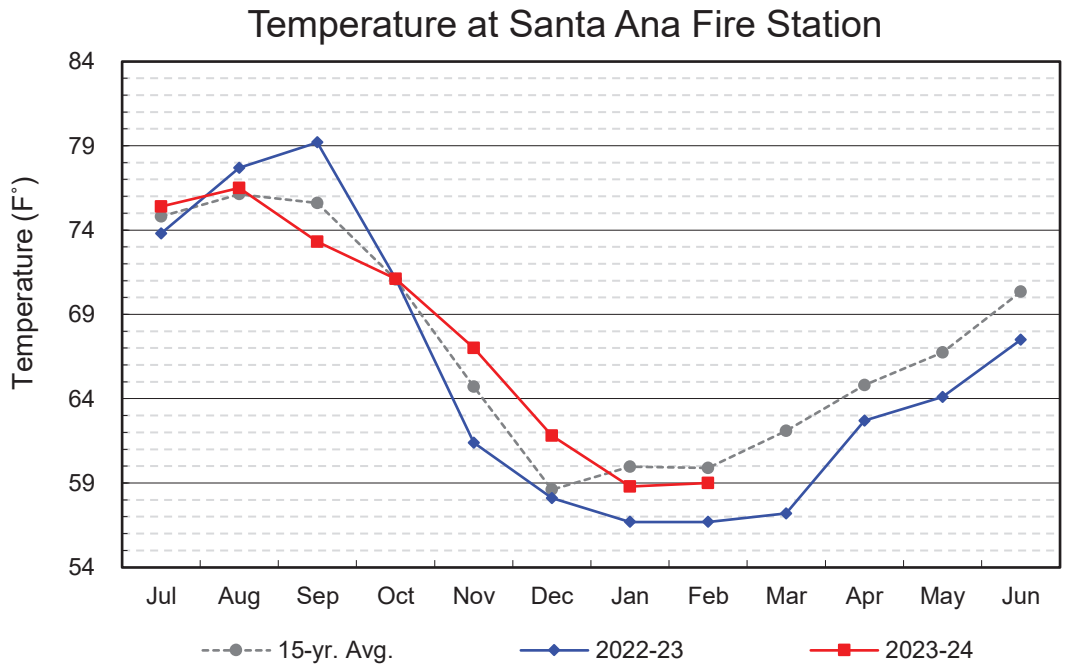
Temperature at Santa Ana Fire Station
Temperature (F°)
84
79
74
69
64
59
54
Jul
Aug
Sep
Oct
Nov
Dec
Jan
Feb
Mar
Apr
May
Jun
15-yr. Avg.
2022-23
2023-24

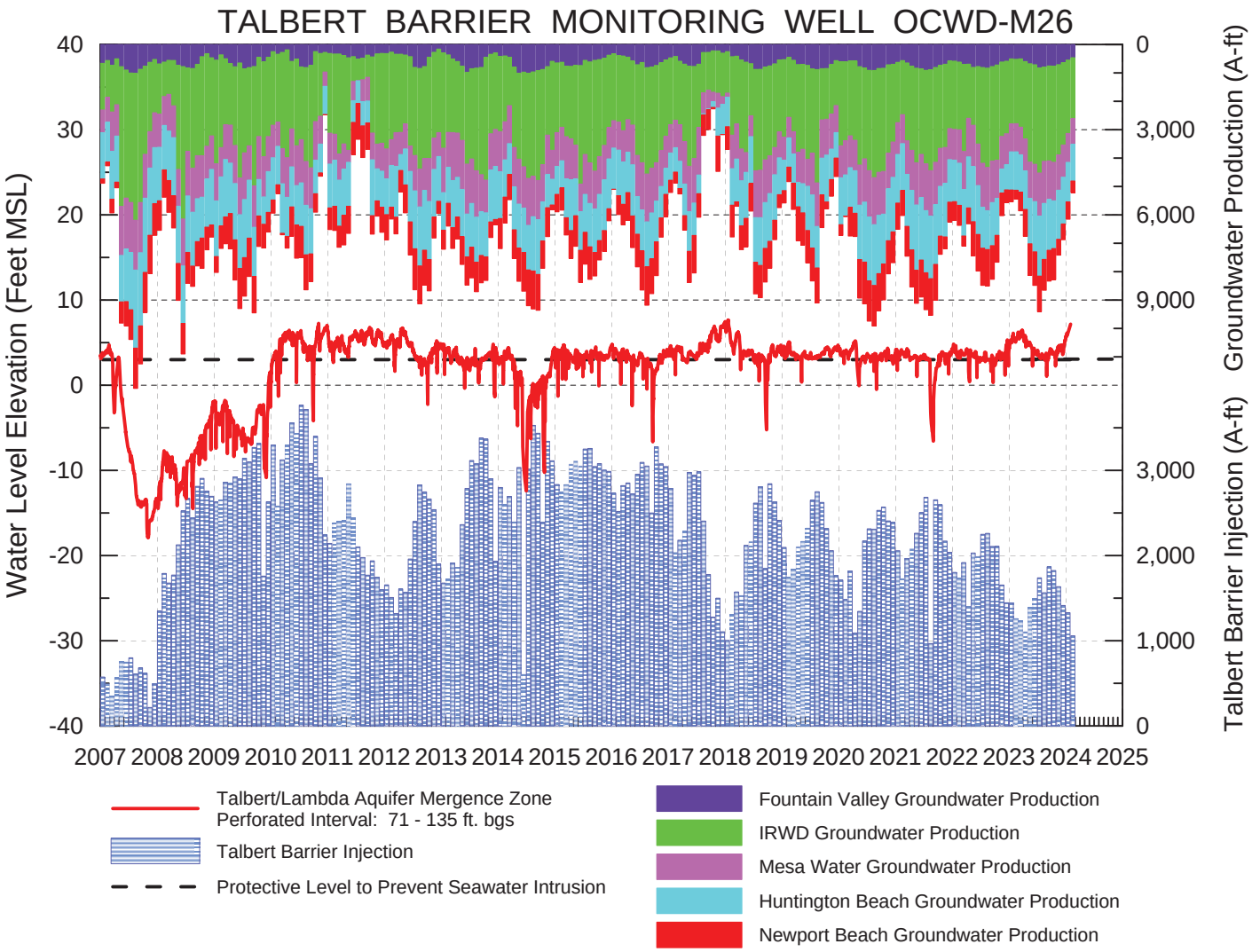
TALBERT BARRIER MONITORING WELL OCWD-M26
Water Level Elevation (Feet MSL)
Groundwater Production (A-ft)
Talbert Barrier Injection (A-ft)
40
30
20
10
0
-10
-20
-30
-40
0
3,000
6,000
9,000
3,000
2,000
1,000
0
2007 2008 2009 2010 2011 2012 2013 2014 2015 2016 2017 2018 2019 2020 2021 2022 2023 2024 2025
Talbert/Lambda Aquifer Mergence Zone
Perforated Interval: 71 - 135 ft. bgs
Talbert Barrier Injection
Protective Level to Prevent Seawater Intrusion
Fountain Valley Groundwater Production
IRWD Groundwater Production
Mesa Water Groundwater Production
Huntington Beach Groundwater Production
Newport Beach Groundwater Production

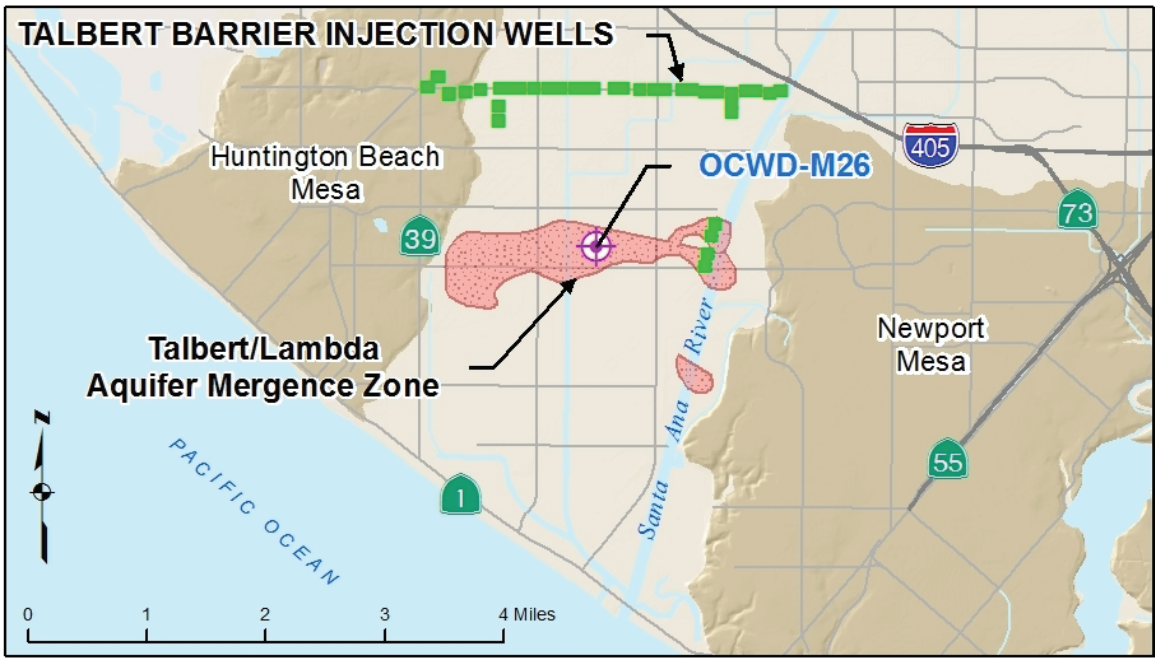
TALBERT BARRIER INJECTION WELLS
Huntington Beach Mesa
OCWD-M26
405
73
39
Talbert/Lambda Aquifer Mergence Zone
Newport Mesa
Santa Ana River
55
1
PACIFIC OCEAN
N
0
1
2
3
4 Miles

S A W P A

SANTA ANA WATERSHED PROJECT AUTHORITY
11615 Sterling Avenue, Riverside, California 92503 • (951) 354-4220

Meeting Access Via Computer (Zoom):	Meeting Access Via Telephone:
• https://sawpa.zoom.us/j/83783843417	• 1 (669) 900-6833
• Meeting ID: 837 8384 3417	• Meeting ID: 837 8384 3417

This meeting will be conducted in person at the address listed above. As a convenience, members of the public may also participate virtually using one of the options set forth above. Any member of the public may listen to the meeting or make comments to the Commission using the call-in number or Zoom link above. However, in the event there is a disruption of service which prevents the Authority from broadcasting the meeting to members of the public, the meeting will not be postponed or rescheduled but will continue without remote participation. The remote participation option is provided as a convenience to the public and is not required. Members of the public are welcome to attend the meeting in-person.

REGULAR COMMISSION MEETING
TUESDAY, MARCH 19, 2024 – 9:30 A.M.

AGENDA

1. CALL TO ORDER/PLEDGE OF ALLEGIANCE (Bruce Whitaker, Chair)

2. ROLL CALL

3. PUBLIC COMMENTS

Members of the public may address the Commission on items within the jurisdiction of the Commission; however, no action may be taken on an item not appearing on the agenda unless the action is otherwise authorized by Government Code §54954.2(b).

Members of the public may make comments in-person or electronically for the Commissions' consideration by sending them to publiccomment@sawpa.gov with the subject line "Public Comment". Submit your electronic comments by 5:00 p.m. on Monday, March 18, 2024. All public comments will be provided to the Chair and may be read into the record or compiled as part of the record. Individuals have a limit of three (3) minutes to make comments and will have the opportunity when called upon by the Commission.

4. ITEMS TO BE ADDED OR DELETED

Pursuant to Government Code §54954.2(b), items may be added on which there is a need to take immediate action and the need for action came to the attention of the SAWPA Commission subsequent to the posting of the agenda.

5. CONSENT CALENDAR

All matters listed on the Consent Calendar are considered routine and non-controversial and will be acted upon by the Commission by one motion as listed below.

A. APPROVAL OF MEETING MINUTES: FEBRUARY 20, 2024
Recommendation: Approve as posted.

B. TREASURER'S REPORT: JANUARY 2024
Recommendation: Approve as posted.

6. NEW BUSINESS

A. BASIN MONITORING PROGRAM TASK FORCE AND THE DECLARATION OF CONFORMANCE WITH THE STATE'S RECYCLED WATER POLICY (CM#2024.12)
Presenter: Ian Achimore and Tess Dunham, Kahn, Soares & Conway, LLP
Recommendation: Receive and file.

B. INTEGRATED CLIMATE ADAPTATION AND RESILIENCY PROGRAM REGIONAL RESILIENCE PLANNING AND IMPLEMENTATION GRANT PROGRAM (CM#2024.13)
Presenter: Rachel Gray
Recommendation: That the Commission adopt Resolution No. 2024-4 authorizing the General Manager, or designee:

1. The SAWPA General Manager, or designee, is hereby authorized and directed to execute the funding agreement with the Governor's Office of Planning and Research (OPR) and any amendments thereto.
2. The SAWPA General Manager, or designee, will serve the function of Authorized Signatory, as shown in the attached Authorized Signatory Form.
3. The SAWPA must keep Authorized Signatory Forms up to date. SAWPA shall notify OPR in writing of any change in Authorized Signatory within seven (7) working days.

C. SARCCUP PROJECT MANAGEMENT SERVICES – CONSULTANT SUPPORT (CM#2024.14)
Presenter: Ian Achimore
Recommendation: Authorize the approval of Task Order No. RMC504-401-11 in the amount not-to-exceed $132,970 with Woodard & Curran (formerly named RMC Water & Environment Inc.) for project management services to support the Santa Ana River Conservation and Conjunctive Use Program (SARCCUP).

7. INFORMATIONAL REPORTS

Recommendation: Receive for information.

A. CASH TRANSACTIONS REPORT – JANUARY 2024
Presenter: Karen Williams

B. INTER-FUND BORROWING – JANUARY 2024 (CM#2024.15)
Presenter: Karen Williams

C. PERFORMANCE INDICATORS/FINANCIAL REPORTING – JANUARY 2024 (CM#2024.16)
Presenter: Karen Williams

D. PROJECT AGREEMENT 25 – OWOW FUND – FINANCIAL REPORT, DECEMBER 2023
Presenter: Karen Williams

E. PROJECT AGREEMENT 25 – OWOW FUND – FINANCIAL REPORT, JANUARY 2024
Presenter: Karen Williams

F. PROJECT AGREEMENT 26 – ROUNDTABLE FUND – FINANCIAL REPORT, DECEMBER 2023
Presenter: Karen Williams

G. PROJECT AGREEMENT 26 – ROUNDTABLE FUND – FINANCIAL REPORT, JANUARY 2024
Presenter: Karen Williams

H. SECOND QUARTER FYE 2024 EXPENSE REPORT

- General Manager
- Staff

Presenter: Karen Williams

I. BUDGET VS ACTUAL VARIANCE REPORT – FYE 2024 SECOND QUARTER – DECEMBER 31, 2023 (CM#2024.17)
Presenter: Karen Williams

J. FINANCIAL REPORT FOR THE SECOND QUARTER ENDING DECEMBER 31, 2023
Presenter: Karen Williams

K. GENERAL MANAGER REPORT
Presenter: Jeff Mosher

L. COMMUNICATIONS REPORT
Presenter: Jeff Mosher

M. STATE LEGISLATIVE REPORT
Presenter: Jeff Mosher

N. CHAIR'S COMMENTS/REPORT

O. COMMISSIONERS' COMMENTS

P. COMMISSIONERS' REQUEST FOR FUTURE AGENDA ITEMS

8. CLOSED SESSION

There were no Closed Session items anticipated at the time of the posting of this agenda.

9. ADJOURNMENT

PLEASE NOTE:

Americans with Disabilities Act: If you require any special disability related accommodations to participate in this meeting, call (951) 354-4220 or email svilla@sawpa.gov. 48-hour notification prior to the meeting will enable staff to make reasonable arrangements to ensure accessibility for this meeting. Requests should specify the nature of the disability and the type of accommodation requested.

Materials related to an item on this agenda submitted to the Commission after distribution of the agenda packet are available for public inspection during normal business hours at the SAWPA office, 11615 Sterling Avenue, Riverside, and available at www.sawpa.gov, subject to staff's ability to post documents prior to the meeting.

Declaration of Posting

I, Sara Villa, Clerk of the Board of the Santa Ana Watershed Project Authority declare that on March 14, 2024, a copy of this agenda has been uploaded to the SAWPA website at www.sawpa.gov and posted at SAWPA's office at 11615 Sterling Avenue, Riverside, California.

2024 SAWPA Commission Meetings/Events

First and Third Tuesday of the Month

(NOTE: All meetings begin at 9:30 a.m., unless otherwise noticed, and are held at SAWPA.)

January 1/2/24 ~~Commission Workshop~~ [cancelled] 1/16/24 Regular Commission Meeting	**February** 2/6/24 Commission Workshop 2/20/24 Regular Commission Meeting
March 3/5/24 ~~Commission Workshop~~ [cancelled] 3/19/24 Regular Commission Meeting	**April** 4/2/24 Commission Workshop 4/16/24 Regular Commission Meeting
May 5/7/24 Commission Workshop 5/21/24 Regular Commission Meeting 5/7 – 5/9/24 ACWA Spring Conference, Sacramento, CA	**June** 6/4/24 Commission Workshop 6/18/24 Regular Commission Meeting
July 7/2/24 Commission Workshop 7/16/24 Regular Commission Meeting	**August** 8/6/24 Commission Workshop 8/20/24 Regular Commission Meeting
September 9/3/24 Commission Workshop 9/17/24 Regular Commission Meeting	**October** 10/1/24 Commission Workshop 10/15/24 Regular Commission Meeting
November 11/5/24 Commission Workshop 11/19/24 Regular Commission Meeting	**December** 12/3/24 Commission Workshop 12/17/24 Regular Commission Meeting 12/3 – 12/5/24 ACWA Fall Conference, Palm Springs, CA

ACTION AGENDA
COMMUNICATIONS AND LEGISLATIVE LIAISON COMMITTEE MEETING
March 7, 2024 12:00 p.m.- Conference Room C-2

ROLL CALL Denis Bilodeau Van Tran Roger Yoh Bruce Whitaker Steve Sheldon Alternates Valerie Amezcua Natalie Meeks (absent) Dina Nguyen (absent) Eric Weigand Cathy Green	Quorum of Cte: Yes Quorum of Board: Yes
CONSENT CALENDAR (ITEMS NO. 1)	
1. MINUTES OF COMMUNICATIONS AND LEGISLATIVE LIAISON COMMITTEE MEETING HELD FEBRUARY 8, 2024 RECOMMENDATION: Approve minutes as presented	Approved
MATTERS FOR CONSIDERATION	
2. STATE LEGISLATIVE UPDATE RECOMMENDATION: Agendize for March 20 Board meeting: Take the following positions.	Approved

Bill Number/Author	Short Title	Recommendation
AB 817 Pacheco (D-Downey):	Open meetings: teleconferencing: subsidiary body	Support
AB 2626 Dixon (R-Newport Beach)	Advanced Clean Fleets regulations: local governments	Support

3. FEDERAL LEGISLATIVE UPDATE RECOMMENDATION: Agendize for March 20 Board meeting: Take action as appropriate	Informational
INFORMATIONAL ITEMS	
4. WATER SUMMIT UPDATE	Informational
5. CHILDREN'S WATER EDUCATION FESTIVAL UPDATE	Informational
6. PUBLIC AFFAIRS OUTREACH REPORT (FEBRUARY)	Informational
CHAIR DIRECTION AS TO WHICH ITEMS IF ANY TO BE AGENDIZED AS A MATTER FOR CONSIDERATION AT THE MARCH 20 BOARD MEETING	Item #2 on Consent
ADJOURNMENT	**12:51 p.m.**

ACTION AGENDA
WATER ISSUES COMMITTEE MEETING
ORANGE COUNTY WATER DISTRICT
Wednesday, March 13, 2024 12:00 p.m., Boardroom

ROLL CALL Bruce Whitaker Dina Nguyen (absent) Roger Yoh Van Tran Eric Weigand <u>Alternates</u> Denis Bilodeau Arrived at 12:07 p.m. Steve Sheldon Natalie Meeks (absent) Valerie Amezcua (absent) Cathy Green	Quorum of Cte: **Yes** Quorum of Board: **Yes**
CONSENT CALENDAR (ITEMS NO. 1 – 5)	
1. MINUTES OF WATER ISSUES COMMITTEE MEETING HELD FEBRUARY 14, 2024 RECOMMENDATION: Approve minutes as presented	Approved
2. AMENDMENTS TO AGREEMENTS FOR EMERGENCY ON-CALL REPAIR SERVICES RECOMMENDATION: Agendize for March 20 Board Meeting: 1) Authorize issuance of Amendments to Agreements 1450, 1451 and 1452 with Doty Bros. Equipment Company, Inc.; W.A. Rasic Construction Company, Inc.; and TE Roberts, Inc., respectively, for Emergency On-Call Repair Services for a three-year term commencing April 1, 2024; and 2) Authorize the General Manager to initiate emergency repairs with the on-call firms for an amount not to exceed $150,000 per emergency occurrence with Board ratification after the work is complete	Approved
3. RATIFY AND AUTHORIZE CHANGE ORDER TO CONTRACT NO. IRWD-2021-1 AND AUTHORIZE BUDGET INCREASE RECOMMENDATION: Agendize for March 20 Board meeting: 1) Ratify issuance of Change Order Nos. 4-7, 2) Authorize issuance of Change Order No. 8; and, 3) Increase project budget by $369,000 for a total project budget of $7,176,000	Approved
4. AWARD CONTRACT SG-2024-1 CONSTRUCTION OF OCWD-BS29 MONITORING WELL CLUSTER TO BC2 ENVIRONMENTAL, LLC AND AUTHORIZE AGREEMENT TO WOOD RODGERS FOR INSPECTION SERVICES RECOMMENDATION: Agendize for March 20 Board meeting: 1) Receive and file Affidavit of Publication of Notice Inviting Bids for Contract SG-2024-1;	Approved

2) Accept bid and award Contract No. SG-2024-1 to BC2 Environmental, LLC for an amount not to exceed $352,605; and 3) Authorize issuance of a services agreement to Wood Rodgers for inspection services during construction of the OCWD-BS29 monitoring well cluster for an amount not to exceed $80,646	
5. GARDEN GROVE WELLS 21, 23, 28, 29 AND 30 PFAS WATER TREATMENT PLANTS: INCREASE PROJECT BUDGET RECOMMENDATION: Agendize for March 20 Board meeting: Authorize Budget Increase in the amount of $492,300 for a total budget of $24,336,000, for additional Construction Management and PFAS Treatment Vessel invoices received after the Notice of Completion	Approved
END OF CONSENT CALENDAR	
INFORMATIONAL ITEMS	
6. PROPOSED FISCAL YEAR 2024-25 WATER PURCHASE BUDGET	Informational
7. FORECAST INFORMED RESERVOIR OPERATIONS (FIRO) AT PRADO DAM: COMPLETION OF FINAL VIABILITY ASSESSMENT AND IMPLEMENTATION ROADMAP	Informational
CHAIR DIRECTION AS TO ITEMS IF ANY TO BE AGENDIZED AS MATTERS FOR CONSIDERATION AT THE MARCH 20 BOARD MEETING	**All Items on Consent**
ADJOURNMENT	**1:01 p.m.**

ACTION AGENDA
ADMINISTRATION/FINANCE ISSUES COMMITTEE MEETING
Thursday, March 14, 2024, 12:00 p.m.

ROLL CALL Roger Yoh Dina Nguyen (absent) Valerie Amezcua Natalie Meeks (absent) Bruce Whitaker <u>Alternates</u> Erik Weigand Denis Bilodeau Steve Sheldon (absent) Van Tran Cathy Green (absent)	Quorum of Cte: Yes Quorum of Board: Yes
CONSENT CALENDAR (ITEMS NO. 1 – 10)	
1. MINUTES OF ADMINISTRATION/FINANCE ISSUES COMMITTEE MEETING HELD FEBRUARY 15, 2024 RECOMMENDATION: Approve minutes as presented	Approved
2. MONTHLY CASH CONTROL REPORT RECOMMENDATION: Agendize for March 20 Board meeting: Receive and file Summary Cash and Cash Equivalents Control Reports dated February 29, 2024	Approved
3. INVESTMENT PORTFOLIO HOLDINGS REPORTS RECOMMENDATION: Agendize for March 20 Board meeting: Receive and file the Investment Portfolio Holdings Reports dated February 29, 2024	Approved
4. IBM MAXIMO SOFTWARE SUBSCRIPTION AND SUPPORT RENEWAL RECOMMENDATION: Agendize for March 20 Board meeting: Authorize issuance of Purchase Order to IBM for Maximo Application Suite Subscription Upgrade in the amount of $606,707 ($109,980 the first year and increasing 5% annually) for a period of 5 years beginning April 1, 2024 through March 31, 2029	Approved
5. AMENDMENT NO.1 TO AGREEMENT NO.1564 WITH JCI JONES CHEMICALS FOR SUPPLY AND DELIVERY OF SODIUM HYPOCHLORITE RECOMMENDATION: Agendize for March 20 Board meeting: Authorize issuance of Amendment No.1 to Agreement No.1564 with JCI Jones Chemical Inc., effective from January 1, 2024, to December 31, 2024, for a revised sodium hypochlorite rate of $1.7581/gallon	Approved
6. AMENDMENT NO.2 TO AGREEMENT NO.1295 WITH UTILIQUEST FOR UNDERGROUND SERVICE ALERT (USA) SERVICES RECOMMENDATION: Agendize for March 20 Board meeting: Authorize issuance of Amendment No. 2 to Agreement No. 1295 with Utiliquest to increase the not-to-exceed amount by $85,000 per year and extend the termination date to March 31, 2027, to provide underground service alert monitoring services	Approved
7. LIMITED TERM AGREEMENT – RISK & SAFETY ASSISTANT RECOMMENDATION: Agendize for March 20 Board meeting: Authorize staff to contract with Lenyss Bahena as a Risk & Safety Assistant under a two-year Limited Term Agreement	Approved

8. RUTAN AND TUCKER LEGAL SERVICES BUDGET INCREASE RECOMMENDATION: Agendize for March 20 Board meeting: Approve increasing the Rutan and Tucker FY23-24 legal services budget from $250,000 to $400,000	Approved
9. DISTRICT PARTICIPATION AT SIWW 2024 CONFERENCE AND TECHNICAL EXCHANGE WITH SINGAPORE PUB RECOMMENDATION: Agendize for March 20 Board meeting: Authorize two District staff to participate in Singapore International Water Week conference and technical exchange activities with Singapore PUB	Approved
10. AMENDMENT NO. 1 TO AGREEMENT NO. 1529 WITH BAY ALARM FOR FHQ AND PRADO FIRE AND BURGLAR ALARM SYSTEM PROJECT RECOMMENDATION: Agendize for March 20 Board meeting: Approve and authorize amendment No.1 to Professional Services Agreement 1529 with Bay Alarm to extend the service agreement through January 31, 2028, and include $60,000 to the agreement budget	Approved
END OF CONSENT CALENDAR	
MATTERS FOR CONSIDERATION	
11. EXTENSION OF LETTER OF CREDIT FOR 2003A VARIABLE RATE DEBT RECOMMENDATION: Agendize for March 20 Board meeting: 1) Approve District and Corporation resolutions and execution of documents necessary to extend the current Letter of Credit and Reimbursement Agreement with Bank of America for the 2003A variable rate debt for a term of 2 years consistent with the offer provided by Bank of America and authorize the General Manager to execute such documents including minor changes requested by rating agencies or other participants in the transaction; 2) Authorize payments for costs of issuance not to exceed $38,000	Approved
INFORMATIONAL ITEMS	
12. PROPOSED FY2024-25 BUDGET REPLACEMENT & REFURBISHMENT (R&R) FUND EXPENDITURE REVIEW	Informational
13. MONTHLY CASH DISBURSEMENT REPORT	Informational
CHAIR DIRECTION AS TO WHICH ITEMS IF ANY TO BE AGENDIZED AS MATTERS FOR CONSIDERATION AT MARCH 20 BOARD MEETING	All items on consent
ADJOURNMENT	**12:31 p.m.**