



# AGENDA

18700 Ward St.  
Fountain Valley, CA 92708  
(714) 378-3200

ADMINISTRATION/FINANCE ISSUES COMMITTEE  
MEETING WITH BOARD OF DIRECTORS\*  
ORANGE COUNTY WATER DISTRICT  
**Thursday, May 15, 2025, 12:00 p.m. – Conference Room C-2**

\*The OCWD Administration and Finance Issues Committee meeting is noticed as a joint meeting with the Board of Directors for the purpose of strict compliance with the Brown Act and it provides an opportunity for all Directors to hear presentations and participate in discussions. Directors receive no additional compensation or stipend as a result of simultaneously convening this meeting. Items recommended for approval at this meeting will be placed on the **May 21** Board meeting Agenda for approval.

**This meeting will be held in person. As a convenience for the public, the meeting may also be accessed by Zoom Webinar and will be available by either computer or telephone audio as indicated below. Because this is an in-person meeting and the Zoom component is not required, but rather is being offered as a convenience, if there are any technical issues during the meeting, this meeting will continue and will not be suspended.**

**Computer Audio: Join the Zoom meeting by clicking on the following link:**  
<https://ocwd.zoom.us/j/84653737407>

**Meeting ID: 846 5373 7407**

**Telephone Audio: (213) 338 8477**

Teleconference Site:  
10382 Bonnie Drive, Garden Grove  
19 Cannery, Buena Park  
303 W. Commonwealth, Fullerton  
20 Civic Center, Santa Ana  
1502 North Broadway, Santa Ana  
1454 Madison Street, Tustin

\* Members of the public may attend and participate at all locations.

## ROLL CALL

## ITEMS RECEIVED TOO LATE TO BE AGENDIZED

RECOMMENDATION: Adopt resolution determining need to take immediate action on item(s) and that the need for action came to the attention of the District subsequent to the posting of the Agenda (requires two-thirds vote of the Board members present, or, if less than two-thirds of the members are present, a unanimous vote of those members present.)

## VISITOR PARTICIPATION

Time has been reserved at this point in the agenda for persons wishing to comment for up to three minutes to the Board of Directors on any item that is not listed on the agenda, but within the subject matter jurisdiction of the District. By law, the Board of Directors is prohibited from taking action on such public comments. As appropriate, matters raised in these public comments will be referred to District staff or placed on the agenda of an upcoming Board meeting.

At this time, members of the public may also offer public comment for up to three minutes on any item on the Consent Calendar. While members of the public may not remove an item from the Consent Calendar for separate discussion, a Director may do so at the request of a member of the public.

## **CONSENT CALENDAR (ITEMS NO. 1 – 9)**

All matters on the Consent Calendar are to be approved by one motion, without separate discussion on these items, unless a Board member or District staff request that specific items be removed from the Consent Calendar for separate consideration.

1. MINUTES OF ADMINISTRATION/FINANCE COMMITTEE MEETING HELD APRIL 10, 2025

RECOMMENDATION: Approve minutes as presented

2. MONTHLY CASH CONTROL REPORTS

RECOMMENDATION: Agendize for May 21 Board meeting: Receive and file Summary Cash and Cash Equivalents Control Reports dated April 30, 2025

3. INVESTMENT PORTFOLIO HOLDINGS REPORTS

RECOMMENDATION: Agendize for May 21 Board meeting: Receive and file the Investment Portfolio Holdings Reports dated April 30, 2025

4. ULTRAVIOLET LIGHT (UV) EQUIPMENT SUPPLY

RECOMMENDATION: Agendize for May 21 Board meeting: Authorize issuance of Purchase Order to Trojan Technologies Corp for the purchase of 1,080 UV lamps in the amount of \$272,691, including freight

5. AMENDMENT 6 TO AGREEMENT 1315 WITH VALLEY CITIES/GONZALES FENCE, INC., FOR ON-CALL FENCE REPAIRS

RECOMMENDATION: Agendize for May 21 Board meeting: Authorize issuance of Amendment No. 6 to Agreement No. 1315 with Valley Cities/Gonzales Fence, Inc. to extend the termination date to June 30, 2027, and increase the not-to-exceed amount by \$60,000

6. AUTHORIZE AMENDMENT NO 1 TO AGREEMENT 1554 WITH YORKE ENGINEERING, INC FOR MOBILE SOURCE COMPLIANCE ASSISTANCE

RECOMMENDATION: Agendize for May 21 Board meeting: Authorize Amendment No. 1 to Agreement 1554 with Yorke Engineering, Inc. for Mobile Source Compliance Assistance for an amount not to exceed \$20,000

7. AWARD OF SERVICES AGREEMENT FOR HABITAT RESTORATION SERVICES AT PRADO AND ORANGE COUNTY FACILITIES

RECOMMENDATION: Agendize for May 21 Board meeting: Authorize issuance of agreement to Habitat West for \$90,000, plus an additional \$180,000 per year starting in year 2, plus a 5% inflation rate for each subsequent year, for a not to exceed total of \$652,725 for three years

8. AGREEMENT TO PACWEST FOR DISTRICT SECURITY SERVICES

RECOMMENDATION: Agendize for May 21 Board meeting: Authorize amendment to Agreement No. 1496 to PacWest Security Services for three years for the amount of \$499,825.82 for the period of June 15, 2025, through June 15, 2026, \$522,738.82 for the period of June 15, 2026, through June 15, 2027, and \$547,539.63 for the period of June 15, 2027 through June 15, 2028.

9. **AGREEMENT WITH SHI INTERNATIONAL CORPORATION FOR MICROSOFT LICENSING, PRODUCTS AND SERVICES**

RECOMMENDATION: Agendize for May 21 Board meeting:

- 1) Approve the purchase of Microsoft subscription licenses, products and services from SHI International Corp. under the County of Riverside Agreement ITARC-00929 in the amount of \$260,658 (\$86,886 per year) for a term of three years commencing August 1, 2025, and authorize the General Manager to execute corresponding agreements with SHI and Microsoft Corporation, subject to legal counsel review; and
- 2) Authorize the General Manager approve amendments of up to 10% of the contract value

**END OF CONSENT CALENDAR**

**MATTERS FOR CONSIDERATION**

10. **SANTA ANA WELL CONSTRUCTION LOAN AGREEMENT**

RECOMMENDATION: Agendize for May 21 Board meeting: Approve the New Well Construction Loan Agreement with Santa Ana up to \$10 million

11. **BUDGET TO ACTUAL REPORT FOR THIRD QUARTER FY 2024–25**

RECOMMENDATION: Agendize for May 21 Board meeting: Receive and file the Budget to Actual Report for Third Quarter of Fiscal Year 2024-25 ending March 31, 2025

**INFORMATIONAL ITEM**

12. **MONTHLY CASH DISBURSEMENTS REPORT**

**CHAIR DIRECTION AS TO ITEMS IF ANY TO BE AGENDIZED AS MATTERS FOR CONSIDERATION AT THE MAY 21 BOARD MEETING**

**DIRECTORS' ANNOUNCEMENTS/REPORTS**

**GENERAL MANAGER'S ANNOUNCEMENTS/REPORTS**

**ADJOURNMENT**

## ADMINISTRATION AND FINANCE ISSUES COMMITTEE MEMBERS

### Committee Members

Roger Yoh – Chair  
Valerie Amezcua – Vice Chair  
Dina Nguyen  
Fred Jung  
Cathy Green

### Alternates

Erik Weigand  
Van Tran  
Natalie Meeks  
Steve Sheldon  
Denis Bilodeau

In accordance with the requirements of California Government Code Section 54954.2, this agenda has been posted at the guard shack entrance and in the main lobby of the Orange County Water District, 18700 Ward Street, Fountain Valley, CA and on the OCWD website not less than 72 hours prior to the meeting date and time above. All written materials relating to each agenda item are available for public inspection in the office of the District Secretary. Backup material for the Agenda is available at the District offices for public review and can be viewed online at the District's website: [www.ocwd.com](http://www.ocwd.com)

Pursuant to the Americans with Disabilities Act, persons with a disability who require a disability-related modification or accommodation in order to participate in a meeting, including auxiliary aids or services, may request such modification or accommodation from the District Secretary at (714) 378-3234, by email at [cfuller@ocwd.com](mailto:cfuller@ocwd.com) by fax at (714) 378-3373. Notification 24 hours prior to the meeting will enable District staff to make reasonable arrangements to assure accessibility to the meeting.

As a general rule, agenda reports or other written documentation has been prepared or organized with respect to each item of business listed on the agenda and can be reviewed at [www.ocwd.com](http://www.ocwd.com). Copies of these materials and other disclosable public records distributed to all or a majority of the members of the Board of Directors in connection with an open session agenda item are also on file with and available for inspection at the Office of the District Secretary, 18700 Ward Street, Fountain Valley, California, during regular business hours, 8:00 am to 5:00 pm, Monday through Friday. If such writings are distributed to members of the Board of Directors on the day of a Board meeting, the writings will be available at the entrance to the Board of Directors meeting room at the Orange County Water District office.





MINUTES OF BOARD OF DIRECTORS MEETING  
ADMINISTRATION AND FINANCE ISSUES COMMITTEE  
ORANGE COUNTY WATER DISTRICT  
Thursday, April 10, 2025 @ 12:00 p.m.

Director Yoh called the Administration and Finance Issues Committee meeting to order at 12:00 p.m. in Conference Room C-2 in Fountain Valley, CA. Public access was also provided via Zoom webinar. The Secretary called the roll and reported a quorum as follows:

Committee Members

Roger Yoh  
Valerie Amezcua  
Dina Nguyen (absent)  
Fred Jung  
Cathy Green

Alternates

Erik Weigand  
Van Tran  
Natalie Meeks (absent)  
Steve Sheldon  
Denis Bilodeau

OCWD staff

John Kennedy – General Manager  
Randy Fick – Treasurer/CFO  
Chris Olsen – Executive Director of Engineering  
Mehul Patel – Executive Director  
Bruce Dosier – Director of Information Services/Property  
Ryan Bouley – Director of Engineering  
Stephanie Dosier – Director of Human Resources  
Sheryl Parsons – Natural Resources Director  
Paula Bouyounes – Risk & Safety Manager  
Ben Lomeli – Safety Specialist  
Jeremy Jungreis – General Counsel  
Leticia Villarreal – Assistant District Secretary

**CONSENT CALENDAR**

The Consent Calendar was approved upon motion by Director Green, seconded by Director Jung and carried [5-0] as follows:

***Ayes: Yoh, Amezcua, Jung, Green, Weigand***

1. Minutes of Previous Meeting

**The minutes of the Administration/Finance Issues Committee meeting held March 13, 2025, were approved as presented.**

2. Monthly Cash Control Reports

**Recommended by Committee for approval at April 16 Board meeting: Receive and file Summary Cash and Cash Equivalents Control Reports dated March 31, 2025.**

3. Investment Portfolio Holdings Report

**Recommended by Committee for approval at April 16 Board meeting: Receive and file the Investment Portfolio Holdings Reports dated March 31, 2025.**

4. Additional Funds for Water Production R&R Fund R21011

**Recommended by Committee for approval at April 16 Board meeting: Authorize issuance of additional funds in the amount of \$60,532 to the Water Production Refurbishment and Replacement account R21012.**

5. Selection of Independent Audit Firm

**Recommended by Committee for approval at April 16 Board meeting: Authorize execution by the General Manager of engagement letter with Davis Farr LLP for a three year period to perform the annual independent audit and the Single Audit of Federal Grants (if required) for the fiscal year ending June 30, 2025, through June 30, 2027; and the Money Purchase**

**Plan audit and 457 plan audit for the calendar year December 31, 2025 through December 31, 2027 for a total amount not to exceed \$54,840 each year.**

6. Additional Fund for Operating Costs of the Wetland Operations Facilities

**Recommended by Committee for approval at April 16 Board meeting: Authorize issuance of additional funds in the amount of \$45,500 to the Wetland Operations general fund account line item 1062.57016.**

7. Surplus of Lab File Cabinets and Field Headquarter Heavy-Duty Equipment

**Recommended by Committee for approval at April 16 Board meeting: Declare items on Surplus List as of April 1, 2025, surplus and authorize the sale and disposal thereof.**

**INFORMATIONAL ITEMS**

8. Proposed FY 2025-26 General Fund Budget

CFO/Treasurer Randy Fick reported that the proposed FY 2025-26 General Fund Budget totals \$114.8 million, a \$4.2 million increase from the current FY 2024-25 budget. He advised that the increase is primarily due to two costs: 1) a \$2.1 million increase in wages and benefits due to 4.5% cost-of-living adjustment and 3% merit based on the employee's performance, and 2) \$1.1 million increase for sediment removal behind Prado Dam. He stated the General Fund covers 21 Cost Center that includes salaries, supplies and services.

9. Monthly Cash Disbursements Report

There was no discussion of this item.

**CHAIR DIRECTION AS TO WHICH ITEMS, IF ANY TO BE AGENDIZED AS MATTERS FOR CONSIDERATION AT APRIL 16 BOARD MEETING**

It was agreed to place all items on the Consent Calendar for the April 16 Board meeting.

**ADJOURNMENT**

There being no further business, the meeting was adjourned at 12:21 p.m.

---

Roger Yoh, Chair



## AGENDA ITEM SUBMITTAL

**Meeting Date:** May 15, 2025

**To:** Administration/Finance Issues Cte.  
Board of Directors

**From:** John Kennedy

**Staff Contact:** R. Fick/D. Miller

**Budgeted:** N/A

**Budgeted Amount:** N/A

**Cost Estimate:** N/A

**Funding Source:** N/A

**Program/Line-Item No.:** N/A

**General Counsel Approval:** N/A

**Engineers Report:** N/A

**CEQA Compliance:** N/A

**Subject:**      **MONTHLY CASH CONTROL REPORTS**

---

### SUMMARY

The following monthly financial information is provided in the staff report.

#### Attachments:

- Summary Cash and Cash Equivalent Control Reports
- Summary of Reserves
- Summary Sources and Disbursements
- Sources of Funds
- Disbursement of Funds

### RECOMMENDATION

Agendize for May 21 Board meeting: Receive and file Summary Cash and Cash Equivalents Control Reports dated April 30, 2025.

### PRIOR RELEVANT BOARD ACTIONS

Monthly

**ORANGE COUNTY WATER DISTRICT**  
**SUMMARY OF CASH AND CASH EQUIVALENTS CONTROL REPORT**  
**FOR THE PERIOD ENDED**  
**April 30, 2025**

TAB NO.	CASH AND CASH EQUIVALENTS	UNRESTRICTED	RESTRICTED	TOTAL
A	CASH ON HAND	2,700	-	2,700
B	CASH IN BANKS Wells Fargo Checking	(1,861,848)	-	(1,861,848)
	US Bank Sweep	142,204	-	142,204
C	LAIF (Local Agency Investment Fund)	67,147,598	7,788,360	74,935,958
	Raymond James - Enhanced Savings Program	5,424,521	-	5,424,521
D	Revenue COP's - Payment/Interest Funds	-	3,727	3,727
	2019A GWRSFE Project Fund	-	208	208
E	INVESTMENTS US Bank Investments (USBI)	289,363,732	-	289,363,732
	Swap Value Collateral (CITI Bank)	-	-	-
GRAND TOTALS →		360,218,907	7,792,295	368,011,202

- A Petty Cash - held at the following District offices: Fountain Valley (\$1,700) and FHQ (\$1,000)
- B District's Checking Accounts
- C District's Money Market Accounts
- D Trust Debt Service Accounts
- E Custodial Investment Accounts - Managed in house



# ORANGE COUNTY WATER DISTRICT

## RESERVES

For the Year to Date Period Ended April 30, 2025

(Unaudited/Preliminary)

	Beginning Year Balance	Ending Balance As of 04/30/25	Reserve Policy
<b><u>Operating Reserves</u></b>			
Replacement and Refurbishment Fund	124,609,835	139,988,931	135,113,000 (1)
Emergency Response Fund (formerly Toxic Clean Up Reserve)	4,000,000	4,000,000	4,000,000 (2)
G.W. Contamination Clean-up Funds (*)	18,589,542	27,240,359	27,240,359
Contingency Reserve	3,000,000	3,000,000	3,000,000 (3)
Water Reserve Fund	7,517,803	12,362,533	0 (4)
Paygo Fund	37,812,030	53,916,559	53,916,559 (5)
SRF Loan Reserve	2,037,351	2,037,351	2,037,351 (6)
Operating Reserve (15% of Op. Budget)	25,255,333	28,249,368	28,249,368 (8)
Operating Fund	59,741,063	89,423,806	75,861,692 (9)
<b>Total - Operating Reserves</b>	<b>282,562,957</b>	<b>360,218,907</b>	<b>329,418,329</b>
<b><u>Restricted Reserves</u></b>			
SWAP - Collateral Pledged	0	0	0 (10)
G.W. Contamination Clean-up Funds (*)	1,357,116	7,211,288	7,211,288
Environmental Remediation Fund	486,950	577,072	3,528,000 (7)
GWRSFE Project Fund	260	208	208
2021A PFAS Project Fund	2,728,316	0	0
Debt Payment Fund	944	3,727	3,727
<b>Total Restricted Reserves</b>	<b>4,573,586</b>	<b>7,792,295</b>	<b>10,743,223</b>
<b>Total Reserves</b>	<b>287,136,543</b>	<b>368,011,202</b>	<b>340,161,551</b>

- (1) Per Reserve Policy, projected Replacement & Refurbishment (R&R) cost as defined by District's R&R model.
- (2) Ensure adequate funds are available to contain and clean up catastrophic releases of chemicals or other substances that may contaminate the surface water or groundwater of the basin.
- (3) Set by the District Act to provide for expenditures that have not been anticipated in the annual budget.
- (4) The maximum upper limit is enough funds to purchase 50% of water needed to have an accumulated basin overdraft of 175,000 a.f. currently projected at \$0 (\$1,015/a.f. x 50% x (168,000/a.f. projected overdraft as of June 30, 2024 - 175,000/a.f. optimum overdraft)
- (5) Per Paygo budget transfer and drawdown from GWRSFE WIFIA short-term note.
- (6) Debt service reserve of \$2,037,351 or one years payment a requirement for the Fletcher Basin, La Palma Basin, Mid Basin and Alamitos SRF loans.
- (7) The Environmental Remediation Fund, for Prado shooting range, includes remediation and funding plans with a 30-year term expiring on April 30, 2047 initially set-up with an amount of \$4,000 per month and increasing \$400 per month annually.
- (8) The Operating Reserve Fund is established by the District Act and set at 15% of the operating budget.
- (9) Per the Reserve Policy, the District shall maintain a minimum of six months of annual General Fund and Debt Service budgeted appropriations currently \$105,197,500 General Fund and \$46,525,883 Debt Service.
- (10) The District is required to post collateral should the Swap value exceed the \$15 million threshold.

(\*) Detail available with Finance Department.

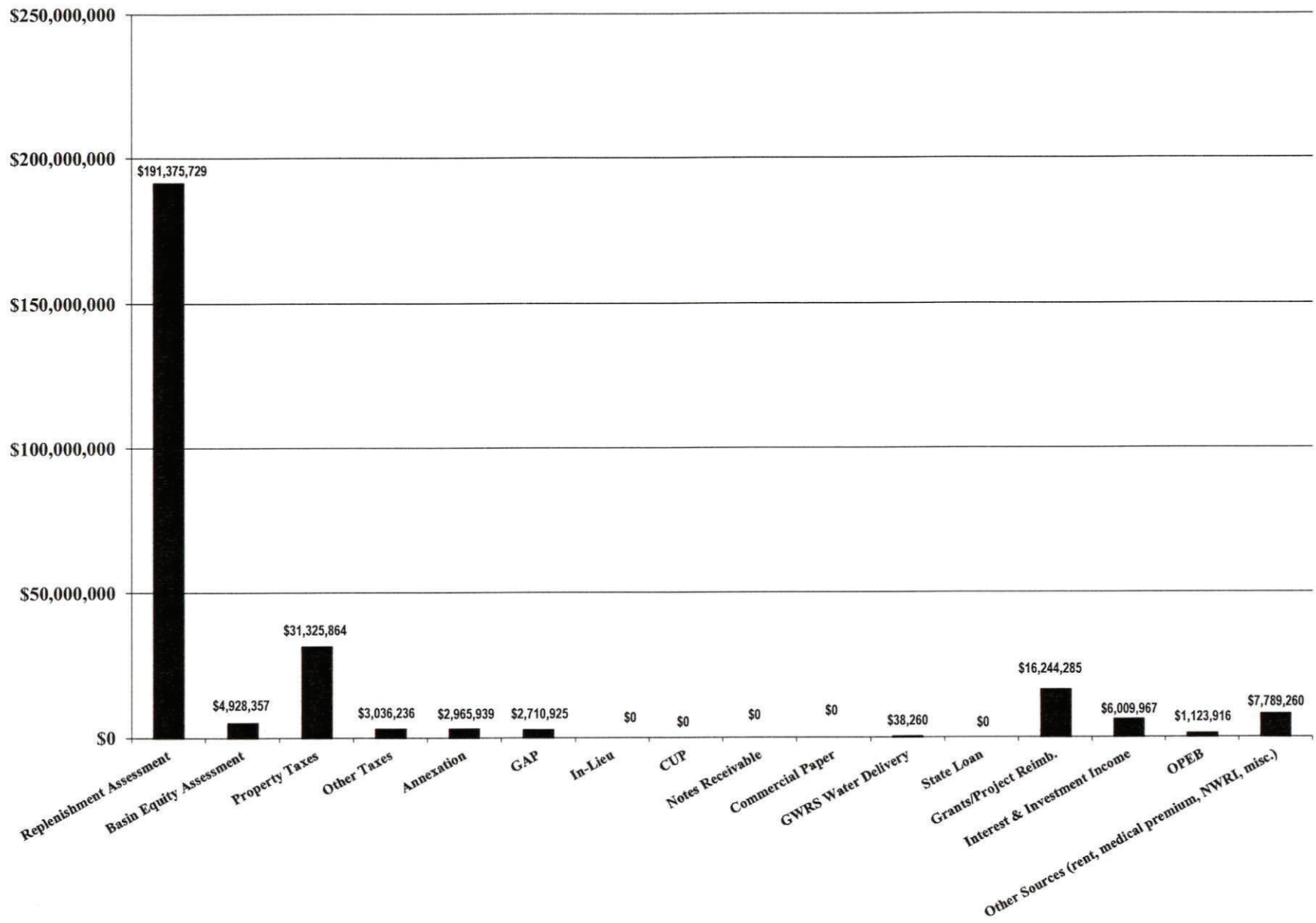


ORANGE COUNTY WATER DISTRICT  
SUMMARY SOURCES AND DISBURSEMENTS  
YEAR TO DATE AS OF APRIL 30, 2025

F	Sources (Cash basis)	July	August	September	October	November	December	January	February	March	April	May	June	YTD
	Replenishment Assessment	80,505,203	495,812	(4,303)	-	349	98,246	108,991,541	1,239,801	44,029	5,051			191,375,729
	Basin Equity Assessment	-	453,431	4,357,713	94,438	6,698	16,078	-	-	-	-			4,928,357
	Property Taxes	385,735	43,617	592,048	85,751	5,818,713	8,417,050	4,040,429	96,196	2,302,129	9,544,194			31,325,864
	Other Taxes	-	27,404	-	-	-	-	3,008,832	-	-	-			3,036,236
	Annexation	-	-	-	68,439	1,585,683	-	1,311,818	-	-	-			2,965,939
	GAP	161,490	312,158	571,782	195,291	713,979	167,418	268,917	186,128	89,445	44,317			2,710,925
	In-Lieu	-	-	-	-	-	-	-	-	-	-			-
	CUP	-	-	-	-	-	-	-	-	-	-			-
	Notes Receivable	-	-	-	-	-	-	-	-	-	-			-
	Commercial Paper	-	-	-	-	-	-	-	-	-	-			-
	GWRS Water Delivery	2,720	3,244	13,798	5,342	4,831	2,834	-	2,059	2,006	1,426			38,260
	State Loan	-	-	-	-	-	-	-	-	-	-			-
	Grants/Project Reimb.	-	25,000	8,152	212,079	34,183	2,981	13,099	30,532	5,918,258	10,000,000			16,244,285
	Interest & Investment Income	629,460	219,729	496,767	505,714	890,334	996,446	82,844	885,692	688,649	614,332			6,009,967
	OPEB	279,476	-	-	275,874	-	-	248,412	-	-	320,154			1,123,916
	Other Sources (rent, medical premium, NWRI, misc.)	397,577	357,161	198,255	134,864	229,536	593,072	2,680,845	215,610	200,998	2,781,341			7,789,260
	<b>Total Sources</b>	<b>82,361,661</b>	<b>1,937,556</b>	<b>6,234,211</b>	<b>1,577,792</b>	<b>9,284,306</b>	<b>10,294,125</b>	<b>120,646,738</b>	<b>2,656,020</b>	<b>9,245,515</b>	<b>23,310,816</b>	<b>-</b>	<b>-</b>	<b>267,548,739</b>
F-1	<b>Disbursements (Cash basis)</b>													
	Water Purchase	598,406	450,477	422,992	250,352	110,753	736,881	220,468	791,496	705,469	125,055			4,412,349
	Water Production	2,165,081	4,905,919	2,928,280	2,055,508	5,388,650	2,929,171	3,887,372	3,189,939	1,844,588	4,431,159			33,725,665
	PFAS O&M	-	-	169,579	(339,114)	169,579	169,579	675,944	652,190	563,349	192,792			2,253,898
	Payroll	2,694,433	2,745,084	2,753,203	4,228,083	2,765,309	2,785,079	2,843,332	2,747,883	2,789,464	4,270,148			30,622,018
	Construction (GWRSFE)	-	21,374	-	-	(1,164)	-	19,949	-	124,951	-			165,111
	CIP	90,239	51,458	78,370	116,012	399,677	114,578	114,216	81,850	9,189	95,147			1,150,737
	R&R Projects	206,012	227,750	312,460	1,928,085	1,762,621	1,377,713	741,638	446,384	582,469	599,086			8,184,218
	New Equipment	1,414	80,919	-	30,579	121,916	-	3,450	-	13,829	125,969			378,076
	Debt Service COPS	262,572	11,890,806	238,625	261,558	309,785	261,378	252,094	6,171,530	220,497	1,602,816			21,471,661
	Debt Service State Loans	-	5,180,516	208,773	-	-	7,639,020	-	-	381,428	181,713			13,591,450
	Commercial Paper	8,484,210	-	-	57,080	29,385	15,000	73,383	-	46,185	2,420			8,707,663
	Bond Administration Cost	109,914	(31,543)	76,208	106,907	29,941	14,986	6,826	99,544	63,837	121,823			598,440
	PFAS Construction	6,300,598	8,066,014	1,517,335	8,114,039	4,540,250	1,837,432	4,365,376	4,049,510	1,537,469	1,846,204			42,174,227
	OPEB	-	-	160,000	-	-	160,000	-	-	160,000	-			480,000
	Contributed Capital	-	-	-	-	-	-	-	-	-	-			-
	All Other General Fund Disbursements	3,242,027	2,918,526	2,868,535	3,092,667	2,298,693	1,074,502	2,122,046	2,003,214	1,730,068	2,555,108			23,905,387
	<b>Total Disbursements</b>	<b>24,154,905</b>	<b>36,507,300</b>	<b>11,734,359</b>	<b>19,901,754</b>	<b>17,925,395</b>	<b>19,115,319</b>	<b>15,326,095</b>	<b>20,233,540</b>	<b>10,772,793</b>	<b>16,149,442</b>	<b>-</b>	<b>-</b>	<b>191,820,901</b>

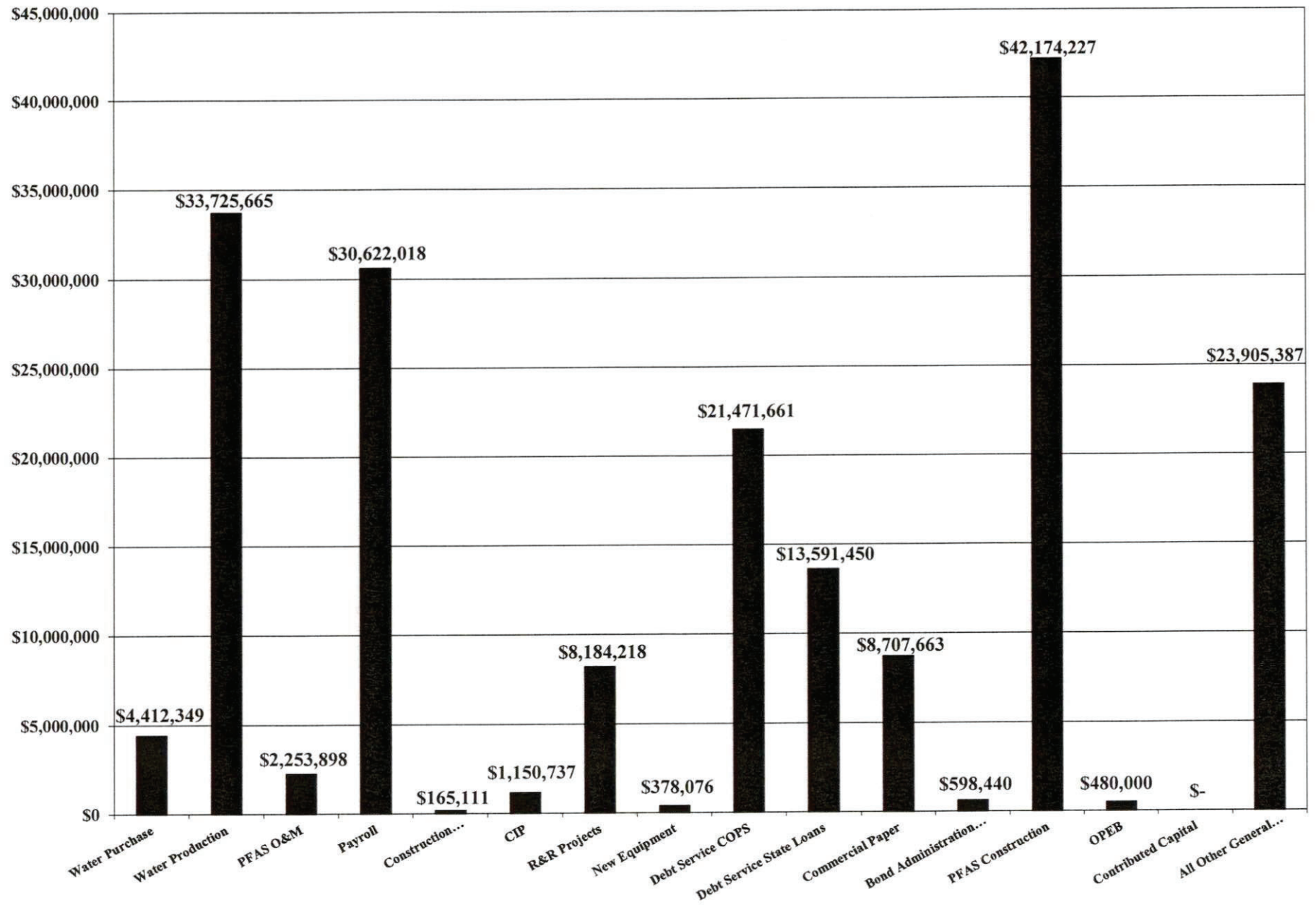
Note: Sources and Uses of district funds reflect both operating and capital funds. Operating funds consist of annual operating revenues or cash reserves.

**Orange County Water District**  
**Sources of Funds**  
**for the Year to Date Period Ended April 30, 2025**





**Orange County Water District  
Disbursement of Funds  
for the Year to Date Period Ended April 30, 2025**





## AGENDA ITEM SUBMITTAL

**Meeting Date:** May 15, 2025

**To:** Administration/Finance Issues Cte.  
Board of Directors

**From:** John Kennedy

**Staff Contact:** R. Fick/D. Miller

**Budgeted:** N/A

**Budgeted Amount:** N/A

**Cost Estimate:** N/A

**Funding Source:** N/A

**Program/Line Item No:** N/A

**General Counsel Approval:** N/A

**Engineers/Feasibility Report:** N/A

**CEQA Compliance:** N/A

**Subject:** INVESTMENT PORTFOLIO HOLDINGS REPORTS

---

### SUMMARY

The District's monthly Investment Portfolio Holdings Report is provided for Committee review.

Attachment: Investment Portfolio Holdings Reports dated April 30, 2025.

### RECOMMENDATION

Agendize for May 21 Board meeting: Receive and file the Investment Portfolio Holdings Reports dated April 30, 2025.

### BACKGROUND/ANALYSIS

The Investment Portfolio Holdings Report is a list of each of the District's fixed income investments and provides the market value at the end of each month. All securities within the District's Investment Portfolio are in compliance with the District's Statement of Investment Policy. The District's portfolio maturities provide cash liquidity sufficient to meet the District's projected six-month expenditures (as required by Government Code Section 53646).

Highlights of the current and previous report:

Description	Prior Month	Current Month
SWAP Value (in Citi's favor)	\$4,217,564	\$4,722,778
Required Collateral	None	None
Duration/Maturity	349 Days or 0.96 years	403 Days or 1.10 years
Rate of Return/Yield	3.298%	3.331%

- The yield on the one-year Treasury note as of the month end is at 3.85%; two-year at 3.60% and the five-year at 3.72%. The last Federal Open Market committee (FOMC) meeting was held on March 18-19, 2025. The FOMC maintained the Federal fund benchmark interest rate to a range of 4.25% to 4.50%. This is the rate prime banks lend to each other.

**Orange County Water District  
Investment Portfolio Holdings Report**

**04/30/25**

TRADE DATE	PURCHASE DATE	NEXT CALL	MATURITY DATE	RATING	INVESTMENT TYPE	INSTITUTION OR ISSUER	PAR AMOUNT	DISC RATE or COUPON	YIELD TO MATURITY	ORIGINAL COST	MARKET VALUE 4/30/2025	PORTFOLIO %	CUSIP NUMBER
<b><u>Investment Pools</u></b>													
					Local Agency Investment Fund (LAIF)	State of California Treasury	\$74,935,958	(Mar rate)	4.313%	(1)	\$74,935,958	\$74,935,958	20.26%
<b><u>Enhanced Savings Program</u></b>													
					Enhanced Savings Program	Raymond James	\$5,424,521	4.000%	4.000%		\$5,424,521	\$5,424,521	1.47%
<b><u>Federal Agencies / SWEEP Treasury</u></b>													
06/05 & 11/06/24	06/05 & 11/06/24	05/15/25	05/15/25	AA+/Aaa	Treasury Bill	United States Government	\$10,460,000	4.180%	4.330%		\$10,149,688	\$10,442,846	912797LB1
09/10/24	09/10/24	06/12/25	06/12/25	AA+/Aaa	Treasury Bill	United States Government	\$10,523,000	4.015%	4.170%		\$10,200,258	\$10,471,016	912797LN5
09/16/24	09/16/24	09/04/25	09/04/25	AA+/Aaa	Treasury Bill	United States Government	\$5,400,000	3.770%	3.932%		\$5,200,379	\$5,321,700	912797MH7
10/08/24	10/08/24	08/15/25	08/15/25	AA+/Aaa	Treasury Bill	United States Government	\$12,369,656	4.201%	4.201%		\$12,369,656	\$12,514,068	912828K74
12/16/24	12/16/24	11/28/25	11/28/25	AA+/Aaa	Treasury Bill	United States Government	\$5,203,000	4.032%	4.211%		\$5,000,791	\$5,083,903	912797NL7
12/26/24	12/26/24	08/07/25	08/07/25	AA+/Aaa	Treasury Bill	United States Government	\$10,769,000	4.025%	4.170%		\$10,499,296	\$10,646,449	912797MG9
01/30/25	01/30/25	01/22/26	01/22/26	AA+/Aaa	Treasury Bill	United States Government	\$5,204,000	3.960%	4.137%		\$4,999,639	\$5,057,143	912797PD3
01/14/25	01/14/25	10/31/25	10/31/26	AA+/Aaa	Treasury Bill Note	United States Government	\$5,723,000	4.125%	4.348%		\$5,700,868	\$5,755,621	91282CLJ8
01/14 & 01/28/25	01/14 & 01/29/25	05/15/25	11/15/26	AA+/Aaa	Treasury Bill Note	United States Government	\$10,791,000	4.625%	4.340%		\$10,857,294	\$10,936,031	91282CJK8
01/29/25	01/30/25	08/15/26	08/15/26	AA+/Aaa	Treasury Bill Note	United States Government	\$4,890,000	4.375%	4.219%		\$4,902,225	\$4,926,893	91282CHJ8
01/29/25	01/30/25	05/15/27	05/15/27	AA+/Aaa	Treasury Bill Note	United States Government	\$4,924,000	4.500%	4.219%		\$4,953,621	\$5,008,644	91282CKR1
02/20/25	02/20/25	07/31/27	07/31/27	AA+/Aaa	Treasury Bill Note	United States Government	\$4,125,000	4.210%	4.210%		\$3,986,410	\$4,049,265	91282CFB2
02/20/25	02/20/25	02/15/27	02/15/27	AA+/Aaa	Treasury Bill Note	United States Government	\$5,100,000	4.203%	4.203%		\$5,092,466	\$5,140,647	91282CKA8
					First American Treasury Obligations	Sweep	\$142,204	4.160%	4.160%		\$142,204	\$142,204	25.82% 31846V807
11/10 & 11/17/20	11/24/20	05/24/25	11/24/25	AA+/Aaa	FHLB - qtrly call on/after 05/24/25	Federal Home Loan Bank - Step	\$6,000,000	3.000%	0.706%		\$6,000,000	\$5,955,300	3130AKFY7
11/18/20	12/17/20	06/17/25	12/17/25	AA+/Aaa	FHLB - qtrly call on/after 06/17/25	Federal Home Loan Bank - Step	\$3,000,000	2.000%	0.918%		\$3,000,000	\$2,988,480	3130AKG77
01/19/21	01/28/21	12/15/25	12/15/25	AA+/Aaa	FHLB	Federal Home Loan Bank - Bullet	\$3,000,000	0.700%	0.596%		\$3,000,000	\$2,940,630	3130AKTL0
01/11/21	01/13/21	06/30/25	12/30/25	AA+/Aaa	FHLB - qtrly call on/after 06/30/25	Federal Home Loan Bank - Step	\$3,000,000	2.000%	0.806%		\$3,000,000	\$2,972,940	3130AKLV6
01/11/21	01/27/21	10/27/25	01/27/26	AA+/Aaa	FHLB - qtrly call on/after 10/27/25	Federal Home Loan Bank - Step	\$4,000,000	1.000%	0.618%		\$3,996,000	\$3,910,680	3130AKP42
01/11/21	01/28/21	01/28/26	01/28/26	AA+/Aaa	FHLB	Federal Home Loan Bank - Bullet	\$5,000,000	0.700%	0.609%		\$5,000,000	\$4,862,950	3130AKQA7
02/19/21	02/22/21	02/17/26	02/17/26	AA+/Aaa	FHLB	Federal Home Loan Bank - Bullet	\$3,000,000	0.650%	0.581%		\$2,989,500	\$2,923,770	3130AL4V3
02/09/21	02/26/21	05/26/25	02/26/26	AA+/Aaa	FHLB - qtrly call on/after 05/26/25	Federal Home Loan Bank - Step	\$3,000,000	0.875%	0.624%		\$3,000,000	\$2,924,940	3130AL6L3
03/15/21	03/16/21	08/11/25	02/11/26	AA+/Aaa	FHLB - qtrly call on/after 08/11/25	Federal Home Loan Bank - Bullet	\$6,000,000	0.580%	0.872%		\$5,916,000	\$5,842,080	3130AKXB7
03/02/21	03/23/21	03/23/26	03/23/26	AA+/Aaa	FHLB	Federal Home Loan Bank - Bullet	\$6,000,000	1.000%	0.893%		\$6,000,000	\$5,841,660	3130ALJK1
04/14/21	04/30/21	07/30/25	04/30/26	AA+/Aaa	FHLB - qtrly call on/after 07/30/25	Federal Home Loan Bank - Step	\$1,636,364	1.750%	1.242%		\$1,636,364	\$1,601,362	3130AM4K5
04/27 & 05/05/21	04/30 & 05/07/21	04/28/26	04/28/26	AA+/Aaa	FHLB	Federal Home Loan Bank - Bullet	\$11,900,000	1.150%	1.022%		\$11,900,000	\$11,570,489	3130AMCV0
05/11/21	05/17/21	05/15/25	05/15/26	AA+/Aaa	FHLB	Federal Home Loan Bank - Bullet	\$12,000,000	1.220%	0.963%		\$12,000,000	\$11,662,680	3130AMJ78
05/12/21	05/27/21	05/27/25	05/27/26	AA+/Aaa	FHLB - qtrly call on/after 05/27/25	Federal Home Loan Bank - Step	\$3,000,000	1.500%	1.093%		\$3,000,000	\$2,937,030	3130AMG22
05/13/21	05/27/21	05/27/26	05/27/26	AA+/Aaa	FHLB	Federal Home Loan Bank - Bullet	\$3,000,000	1.300%	1.036%		\$3,000,000	\$2,921,400	3130AMKC5
05/17/21	05/27/21	05/27/25	05/27/26	AA+/Aaa	FHLB - qtrly call on/after 05/27/25	Federal Home Loan Bank - Step	\$3,000,000	1.500%	1.119%		\$3,000,000	\$2,930,340	3130AML34
05/18/21	05/27/21	05/27/25	05/27/26	AA+/Aaa	FHLB - qtrly call on/after 05/27/25	Federal Home Loan Bank - Step	\$3,000,000	1.750%	1.113%		\$3,000,000	\$2,938,140	3130AML91
05/19/21	06/03/21	06/03/26	06/03/26	AA+/Aaa	FHLB	Federal Home Loan Bank - Bullet	\$5,000,000	1.100%	1.013%		\$5,000,000	\$4,856,500	3130AMNS7
05/19/21	06/03/21	06/03/26	06/03/26	AA+/Aaa	FHLB	Federal Home Loan Bank - Bullet	\$5,000,000	1.150%	1.031%		\$5,000,000	\$4,858,450	3130AMN24
05/19/21	06/03/21	06/03/26	06/03/26	AA+/Aaa	FHLB	Federal Home Loan Bank - Step	\$5,000,000	1.125%	0.987%		\$5,000,000	\$4,857,800	3130AMN40
06/28/21	07/21/21	07/21/25	07/21/26	AA+/Aaa	FHLB - qtrly call on/after 07/21/25	Federal Home Loan Bank - Step	\$4,000,000	1.400%	1.115%		\$4,000,000	\$3,885,760	3130AN3X6
07/12/21	07/28/21	07/28/26	07/28/26	AA+/Aaa	FHLB	Federal Home Loan Bank - Bullet	\$3,000,000	1.000%	0.898%		\$3,000,000	\$2,898,600	3130AN7A5
07/26/21	07/28/21	07/28/26	07/28/26	AA+/Aaa	FHLB	Federal Home Loan Bank - Bullet	\$10,000,000	1.000%	0.920%		\$10,000,000	\$9,662,000	3130ANGD6
01/28/25	01/29/25	07/28/25	07/28/27	AA+/Aaa	FHLB - qtrly call on/after 07/28/25	Federal Home Loan Bank - Bullet	\$4,995,000	4.670%	4.567%		\$4,997,498	\$4,992,503	3130B4QZ7
01/28/25	01/30/25	07/28/25	01/28/28	AA+/Aaa	FHLB	Federal Home Loan Bank - Bullet	\$5,000,000	4.500%	4.500%		\$5,000,000	\$5,017,060	3130B4TMT
01/31/25	01/31/25	07/30/25	01/30/29	AA+/Aaa	FHLB	Federal Home Loan Bank - Bullet	\$4,990,000	5.000%	4.777%		\$5,000,729	\$5,013,403	3130B4ND9
01/31/25	01/31/25	09/06/25	03/06/28	AA+/Aaa	FHLB	Federal Home Loan Bank - Bullet	\$4,890,000	4.800%	4.367%		\$4,912,250	\$4,917,433	3130B0EE5
04/03/25	04/03/25	03/26/30	03/26/30	AA+/Aaa	FHLB	Federal Home Loan Bank - Bullet	\$4,500,000	4.500%	5.217%		\$4,500,000	\$4,501,440	3130B5KK3
04/23/25	04/24/25	10/24/25	04/24/30	AA+/Aaa	FHLB	Federal Home Loan Bank - Bullet	\$3,200,000	4.750%	4.750%		\$3,200,000	\$3,198,688	3130B5ZF8
07/30/24	07/30/24	06/10/25	06/10/25	AA+/Aaa	FHLB	Federal Home Loan Bank - Disc	\$5,200,000	4.605%	4.816%		\$4,990,473	\$5,175,248	31338SGS9
10/10/24	10/10/24	10/09/25	10/09/25	AA+/Aaa	FHLB	Federal Home Loan Bank - Disc	\$2,085,000	4.020%	4.204%		\$2,080,252	\$2,047,950	31338MT07
11/18/24	11/18/24	08/26/25	08/26/25	AA+/Aaa	FHLB	Federal Home Loan Bank - Disc	\$5,479,000	4.165%	4.332%		\$5,300,877	\$5,405,472	31338SKX3
12/12/24	12/12/24	10/07/25	10/07/25	AA+/Aaa	FHLB	Federal Home Loan Bank - Disc	\$4,241,000	4.000%	4.161%		\$4,100,105	\$4,166,528	31338SMR4
01/30/25	01/30/25	07/01/25	07/01/25	AA+/Aaa	FHLB	Federal Home Loan Bank - Disc	\$5,090,000	4.150%	4.283%		\$5,000,812	\$5,053,708	31338HRP4
05/09/24	05/09/24	05/09/25	05/09/25	AA+/Aaa	FFCB	Federal Farm Credit Bank - Bullet	\$3,110,000	5.125%	5.147%		\$3,109,338	\$3,110,435	31338ERY4
01/28/25	01/29/25	07/28/25	07/28/28	AA+/Aaa	FFCB	Federal Farm Credit Bank - Bullet	\$5,000,000	4.250%	4.244%		\$5,000,850	\$5,076,950	31338RZ46
04/28/25	04/29/25	07/28/25	07/28/28	AA+/Aaa	FFCB	Federal Farm Credit Bank - Bullet	\$5,124,000	5.050%	4.079%		\$5,135,529	\$5,128,688	31338PRN7
03/13/25	03/13/25	08/19/25	02/19/30	AA+/Aaa	FHLMC	Freddie Mac	\$9,256,000	5.000%	4.560%		\$9,283,675	\$9,279,880	3134HA6K4
03/06/25	03/06/25	03/06/30	03/06/30	AA+/Aaa	FHLMC	Freddie Mac	\$2,550,000	4.500%	4.517%		\$2,548,088	\$2,549,133	3134HBCT6
04/04/25	04/04/25	01/03/30	01/03/30	AA+/Aaa	FHLMC	Freddie Mac	\$5,500,000	4.740%	4.741%		\$5,500,000	\$5,425,310	3134HBHJ3
04/28/25	04/29/25	10/16/25	04/16/27	AA+/Aaa	FHLMC	Freddie Mac	\$5,190,000	4.500%	4.528%		\$5,191,817	\$5,186,627	3134HBKF7

Total Federal Agencies

\$292,790,568

\$290,264,947

\$289,505,936

78.27%

**Sub Totals**

**\$373,151,047**

**3.331%**

**\$370,625,426**

**\$369,866,415**

**100%**

**Restricted / Debt Service Funds:**

Certificate Payment Fund  
Interest Fund  
Interest Fund/Redemption Fund  
GWSFE Project Fund

Series 2003A/2005B/2013A/2017AB  
Series 2019CD  
Series 2003A/2013A/2017A/2017B  
Series 2019AB

\$35  
\$2,310  
\$1,382  
\$208  
\$373,154,982

0.010%  
0.000%  
0.010%  
0.010%

\$35  
\$2,310  
\$1,382  
\$208  
\$369,870,350

**Investment Revenue  
FYTD**

**Fair Market Value Adj.**

Unrestricted 5,041,232

Restricted -

**Investment Income**

Unrestricted 8,154,507

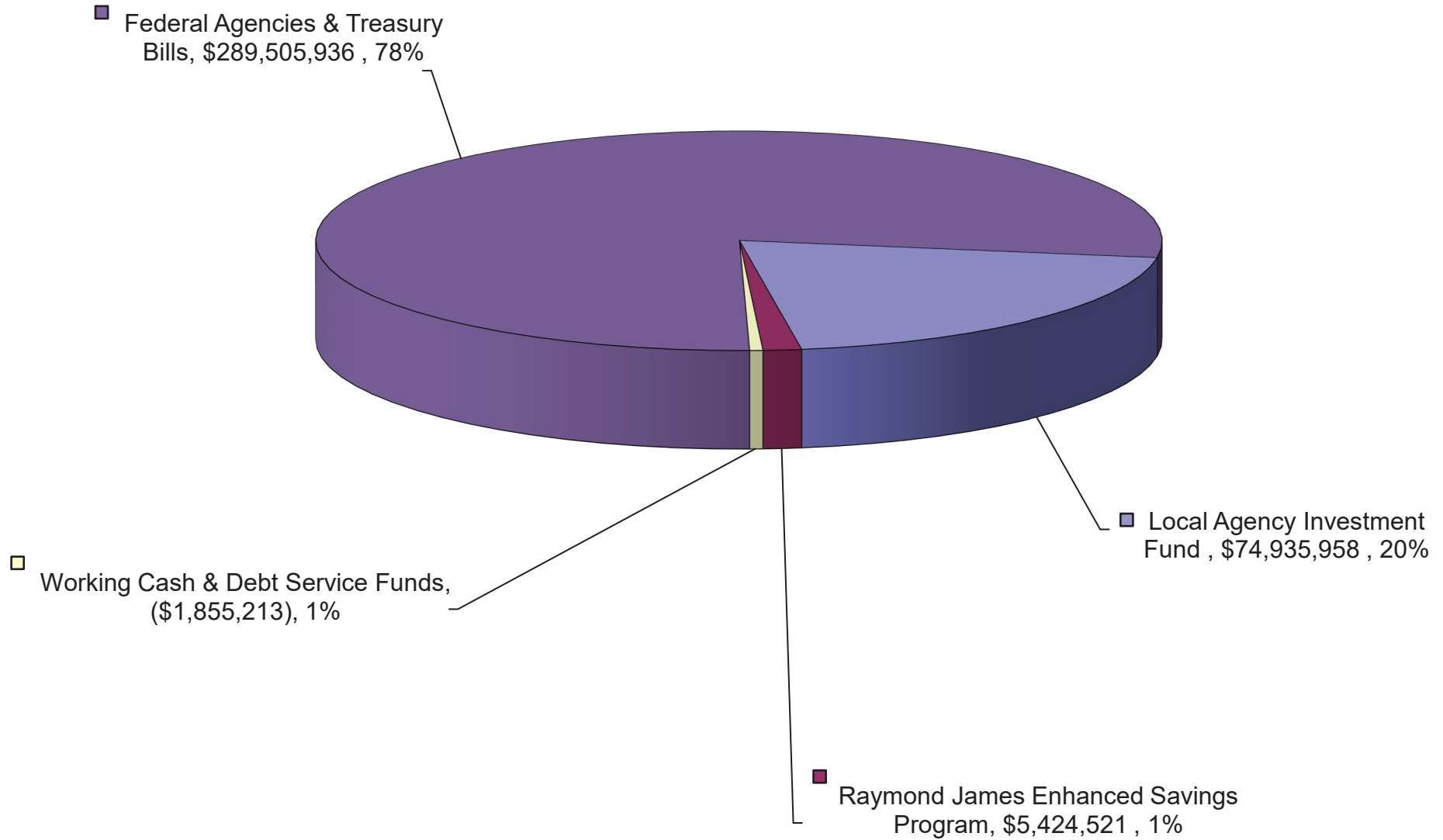
Restricted 70,039

Total per G/L 13,265,778

Total \$368,011,202

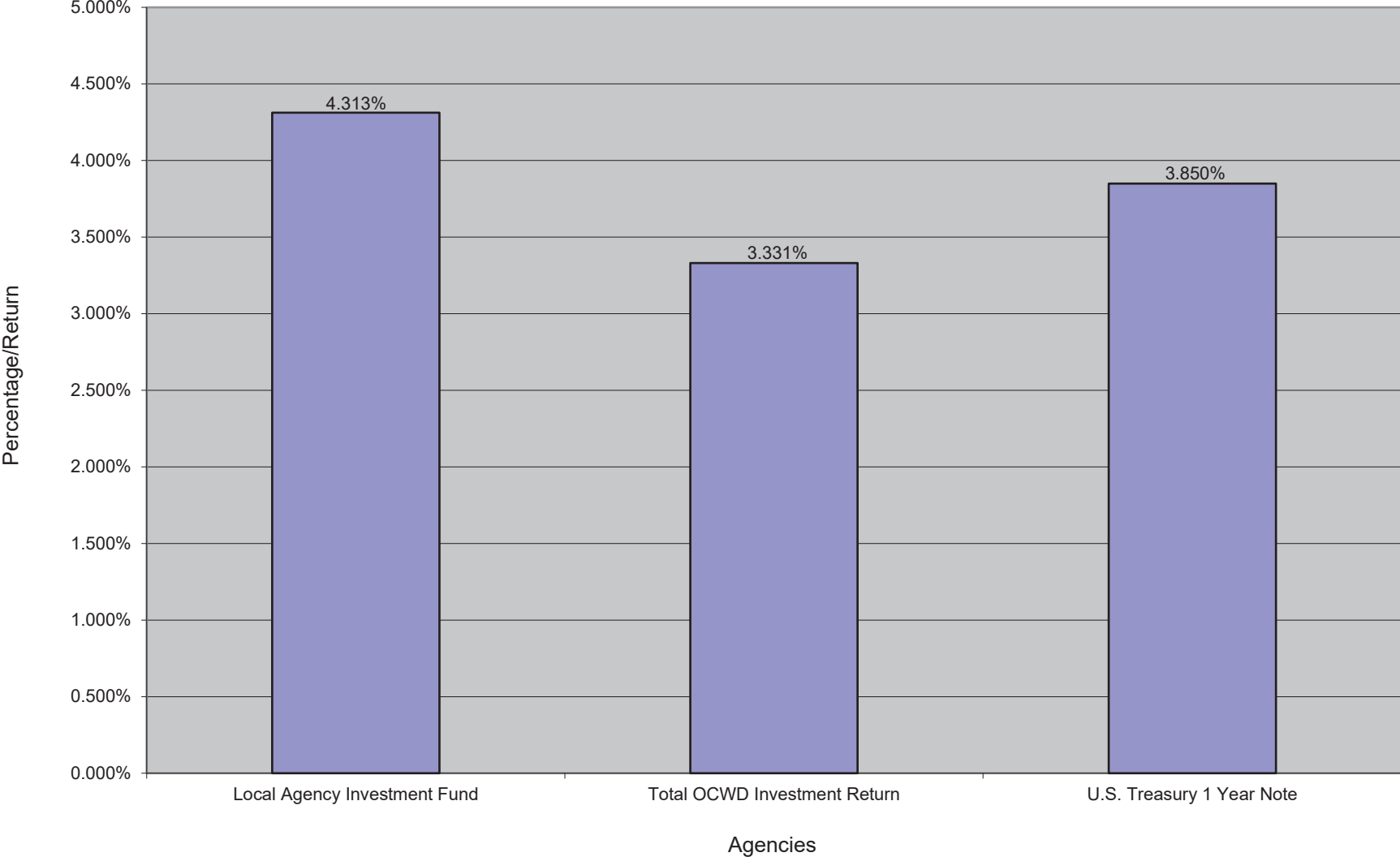
(1) Market value is as of the most recent quarter-end/month-end as reported by LAIF. Security values are provided by Bloomberg Financial Markets and/or US Bank Investment Services.  
Note: This Investment Summary Report is in conformity with OCWD's Investment Policy and provides sufficient liquidity to meet the next six months estimated expenditures.

## OCWD - Investment Portfolio as of April 30, 2025



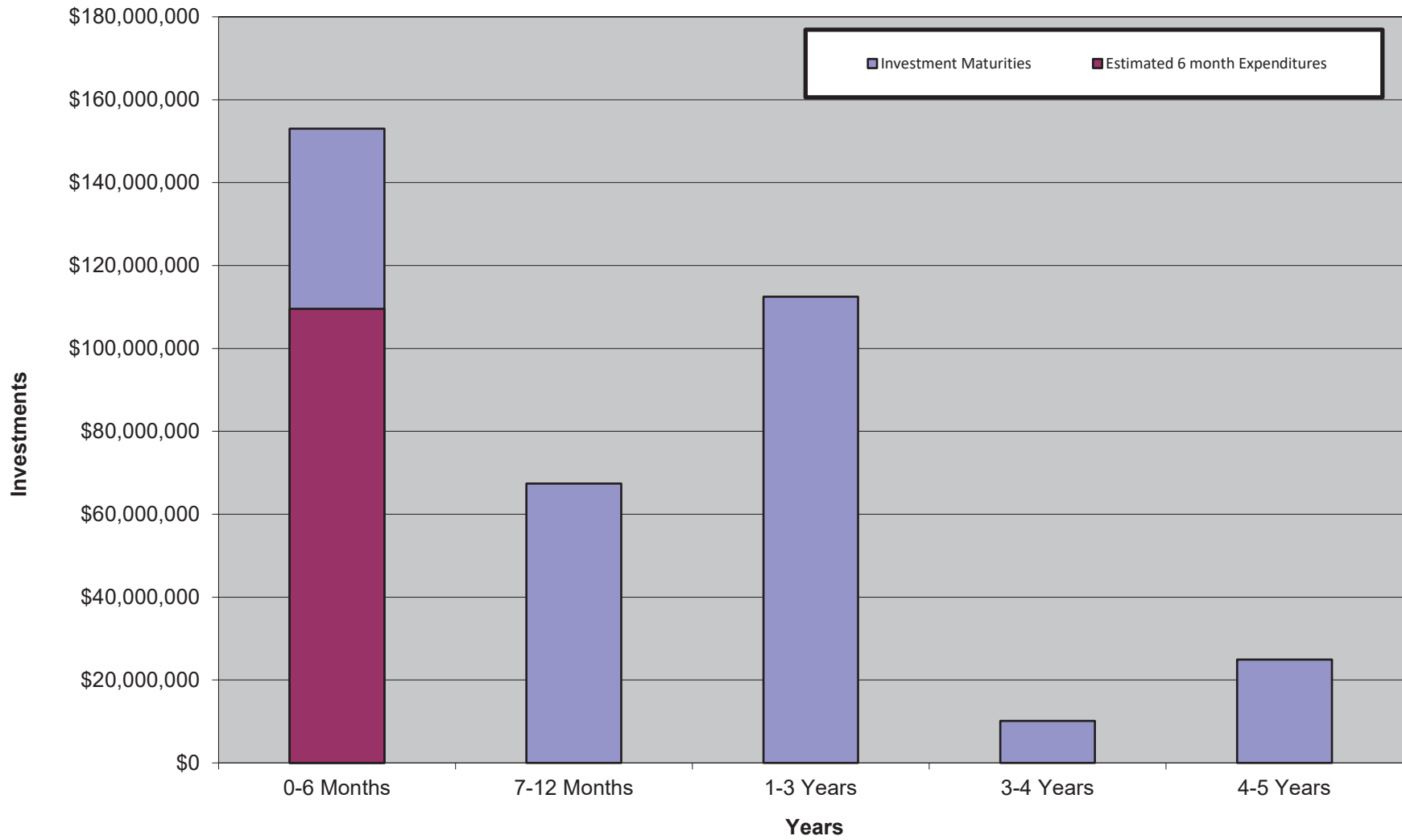


OCWD - Investment Return Comparision for the Month Ended 04/30/25



Note: LAIF rate is as of March 31, 2025.

**OCWD - Investment Maturities  
as of April 30, 2025**





## AGENDA ITEM SUBMITTAL

**Meeting Date:** May 15, 2025

**To:** Administration/Finance Issues Cte.  
Board of Directors

**From:** John Kennedy

**Staff Contact:** M. Patel/M. Wu

**Budgeted:** Yes

**Budgeted Amount:** \$750,000

**Cost Estimate:** \$272,691

**Funding Source:** General Fund

**Program/Line Item No.:** 1050.57038.9922

**General Counsel Approval:** N/A

**Engineers/Feasibility Report:** N/A

**CEQA Compliance:** N/A

**Subject:** **ULTRAVIOLET LIGHT (UV) EQUIPMENT SUPPLY**

---

### SUMMARY

The District previously selected Trojan Technologies for the UV system for the Groundwater Replenishment System. Trojan Technologies was selected from four pre-qualified equipment manufacturers to supply the equipment for the permanent UV system. Staff recommends purchasing UV lamps for restocking inventory.

Attachment: Quotation for the purchase of UV lamps dated April 28, 2025, in the total amount of \$272,691. (Freight of \$1,734 is included in this quote.)

### RECOMMENDATION

Agendize for May 21 Board meeting: Authorize issuance of Purchase Order to Trojan Technologies Corp for the purchase of 1,080 UV lamps in the amount of \$272,691, including freight.

### BACKGROUND/ANALYSIS

In 2002, the Board of Directors for OCWD and OCSD authorized OCWD to award a pre-selection agreement to Trojan Technologies for the manufacture of ultraviolet light equipment for the Groundwater Replenishment System. The basis of pre-selection was the lowest present worth life-cycle cost. This type of present worth analysis includes all capital, as well as O&M costs, over the 25 years chosen for the analysis.

Requests for Proposals were issued to four pre-qualified UV equipment manufacturers. Two responses were received, one of which was Trojan. Trojan had the lowest calculated present worth life cycle cost and the lowest capital cost of the UV equipment for their UVPHox system. Trojan has been supplying UV lamps for the Groundwater Replenishment System since the system was first put online in 2008. The lamps are now purchased directly through Trojan. Purchasing UV lamps from other manufacturers is prohibited per the Pre-Selection Agreement approved in 2002. In addition, the Regional Water Quality Control Board operating permit for GWRS was based upon the use of UV lamps supplied by Trojan Technologies. The GWRS UVPHox system

pathogen removal credits granted by the Division of Drinking Water were validated and approved based on the use of Trojan-supplied UV lamps. The use of another manufacturer's UV lamp would require at a minimum a re-validation of the UVPhox system and a possible operating permit amendment. In addition, minimum required contaminant removals are guaranteed by Trojan with the use of Trojan-supplied UV lamps.

The budget for the procurement of UV lamps is \$750,000. Due to the importance of having sufficient UV lamps, staff recommends replenishing the inventory stock with an extra order of lamps, or approval to purchase 1,080 lamps at this time. Staff will be coming back to the board as needed during the fiscal year to approve additional purchases each time lamp inventory requires replenishment.

### **PRIOR RELEVANT BOARD ACTION(S)**

03/19/2025 R25-3-48; Authorize issuance of Purchase Order to Trojan Technologies Group for the purchase of 1,080 UV lamps in the amount of \$272,861 including freight.

12/18/2024 R24-12-159; Authorize issuance of Purchase Order to Trojan Technologies Group for the purchase of 1,080 UV lamps in the amount of \$265,025 including freight.

08/21/2024 R24-8-105; Authorize issuance of Purchase Order to Trojan Technologies Group for the purchase of 1,080 UV lamps in the amount of \$265,259 including freight.

08/16/2023 R23-8-113; Authorize issuance of Purchase Order to Trojan Technologies Group for the purchase of 2,160 UV lamps in the amount of \$517,068 including freight.

10/19/2022 R22-10-148; Authorize issuance of Purchase Order to Trojan Technologies Group for the purchase of 2,160 UV lamps in the amount of \$490,500 including freight.

08/17/2022 R22-8-112; Authorize issuance of Purchase Order to Trojan Technologies Group for the purchase of 1,320 UV lamps in the amount of \$301,265 including freight.

03/16/2022 R22-3-27; Authorize issuance of Purchase Order to Trojan UV for the purchase of 1,080 UV lamps in the amount of \$243,380, not including freight.

01/20/2021 R21-1-7; Authorize issuance of Purchase Order to DC Frost Associates for the purchase of 1,080 UV lamps in the amount of \$214,133.

09/16/2020 R20-9-126; Authorize issuance of Purchase Order to DC Frost Associates for the purchase of 1080 UV lamps in the amount of \$209,500.

02/19/2020 R20-2-24; Authorizing Purchase Order to DC Frost Associates for the purchase of 1,080 UV lamps in the amount of \$209,382.

08/21/2019 R19-8-126; Authorize issuance of Purchase Order to DC Frost Associates for the purchase of 1080 UV lamps in the amount of \$209,382

03/20/2019 R19-3-50; Authorize issuance of Purchase Order to Trojan Technologies, Inc., for the purchase of 1080 UV lamps in the amount of \$208,381.

09/19/18 R18-9-127; Authorize issuance of Purchase Order to Trojan Technologies, Inc., for the purchase of 1080 UV lamps in the amount of \$204,519.



QUOTATION

QM0001299

BRANDS INCLUDE: ARIA FILTRA™, AQUAFINE®, TROJANUV®, VIQUA®  
TROJAN TECHNOLOGIES CORP  
4310 44th St SE  
Kentwood, MI 49512  
USA  
T: 1-866-388-0488  
www.trojantechnologies.com

Sold to  
**ORANGE COUNTY WATER DISTRICT**  
**18700 WARD STREET**  
**PO BOX 20845**  
**Fountain Valley CA 92708-6930**  
**UNITED STATES**

Ship to  
**ORANGE COUNTY WATER DISTRICT**  
**18700 WARD STREET**  
**Fountain Valley CA 92708-6930**  
**UNITED STATES**

Customer Service Contact : tuvcustomerservice@trojantechnologies.com  
Payment Terms : 0% / 00 / 30 net  
Delivery Terms :  
Carrier/LSP :

Internal Sales Rep : Heather Conine  
Customer No. : 100003561  
Reference : 522750  
Quote Date : 04-28-2025  
Quote Expiry Date : 05-28-2025

**Delivery Hours: 7:00am to 3:00pm M-F**

**Bobby Velasco**  
**(714) 378-3274**  
**rvelasco@ocwd.com**

Line	Project Item Description	Quantity	Price Discount %	Unit Net Price Net Amount	Tax Rate Tax Amount	Amount
10	302509 LAMP P, GA64T6L AMALGAM	1,080.00	230.70/ EA	230.70 249,156.00	8.75% 21801.15	270,957.15
20	FREIGHT AT COST FREIGHT AT COST freight id 9429	1.00	1,734.04/ EA	1,734.04 1,734.04	0.00% 0.00	1,734.04
		Goods	249,156.00	Discount	0.00 Tax Amount	Total USD
		Costs	1,734.04	Subtotal	250,890.04 21,801.15	272,691.19





**QUOTATION**  
**QM0001299**

BRANDS INCLUDE: ARIA FILTRA™, AQUAFINE®, TROJANUV®, VIQUA®  
TROJAN TECHNOLOGIES CORP  
4310 44th St SE  
Kentwood, MI 49512  
USA  
T: 1-866-388-0488  
[www.trojantechnologies.com](http://www.trojantechnologies.com)

---

#### Terms and Conditions

All purchases of Trojan products and/or services are expressly and without limitation subject to Trojan's Terms and Conditions of Sale ("Trojan" or "SELLER"), incorporated herein by reference and published on Trojan's website <https://www.trojantechnologies.com/sales-terms-conditions/>

Trojan TCS are incorporated by reference into each of Trojan's offers or quotations, order acknowledgments, and invoice and shipping documents. The first of the following acts shall constitute an acceptance of Trojan's offer and not a counteroffer and shall create a contract of sale ("Contract") in accordance with the Trojan TCS, subject to Trojan's final credit approval: (i) Buyer's issuance of a purchase order document against Trojan's offer or quotation; (ii) Trojan's acknowledgement of Buyer's order; or (iii) commencement of any performance by Trojan in response to Buyer's order. Provisions contained in Buyer's purchase documents that materially alter, add to or subtract from the provisions of the Trojan's TCS shall be null and void and not considered part of the Contract.

[www.trojantechnologies.com/sales-terms-conditions](http://www.trojantechnologies.com/sales-terms-conditions)





## AGENDA ITEM SUBMITTAL

**Meeting Date:** May 15, 2025

**Budgeted:** Yes

**Budgeted Amount:** \$30k FY 25-26  
\$30k FY 26-27

**To:** Administration/Finance Issues Cte.  
Board of Directors

**Cost Estimate:** \$60,000

**Funding Source:** General Fund

**Program/ Line Item No.** 1060.57011

**From:** John Kennedy

**General Counsel Approval:** N/A

**Engineers/Feasibility Report:** N/A

**Staff Contact:** M. Patel / B. Smith

**CEQA Compliance:** N/A

**Subject: AMENDMENT 6 TO AGREEMENT 1315 WITH VALLEY  
CITIES/GONZALES FENCE, INC., FOR ON-CALL FENCE REPAIRS**

---

### SUMMARY

Valley Cities/Gonzales Fence, Inc., has provided excellent on-call fence repair for the past seven years and has agreed to maintain the fence repairs at the same price over the next two years. Staff recommends extending the existing agreement for two years.

### RECOMMENDATION

Agendize for May 21 Board meeting: Authorize issuance of Amendment No. 6 to Agreement No. 1315 with Valley Cities/Gonzales Fence, Inc. to extend the termination date to June 30, 2027, and increase the not-to-exceed amount by \$60,000.

### BACKGROUND/ANALYSIS

Fencing contractors and District staff provide fence repairs and replacements throughout District property. District staff perform minor repairs, while contractors are used to perform larger scopes of work. Fences are frequently damaged by vandals who cut the fence to enter District property, vehicle drivers, vegetation growth, and dilapidated conditions due to fence age and environmental conditions. Fences are required to properly secure District property.

Agreement 1315 was executed with Valley Cities/Gonzales Fence, Inc. (Valley) in 2018 for on-call fence replacement and repairs. The agreement has previously been amended 5 times to extend the agreement duration and increase the authorized amount. Valley has kept their rates constant without increases for each amendment over the seven-year span. Holding the rates constant for seven years is a notable cost savings to the District. Staff recommends issuing Amendment No. 6 to extend the duration of Agreement 1315 for an additional two years (through June 30, 2027) with a total increase of \$60,000 (\$30,000 per fiscal year). This proposed Amendment 6 increase would increase the total not-to-exceed amount of Agreement 1315 to \$225,000.

### PRIOR RELEVANT BOARD ACTION(S)

2/21/24, R24-2-13, Approve Amendment Nos. 4 and 5 to Agreement No. 1315 to Valley Cities/Gonzales Fence, Inc for amounts not to exceed \$25,000 and \$40,000 at the same rates, for on-call fence repairs, for a period extending to June 30, 2025.

7/22/22, R22-7-95, Authorize issuance of Amendment No. 3 to Agreement No. 1315 to Valley Cities/Gonzales Fence, Inc., for an amount not to exceed \$25,000 per year, at the same rates, for on-call fence repairs for the recharge basins, for a period of one year with the option to renew for an additional year.

7/21/21, R21-7-110, Authorize issuance of Amendment No. 2 to Agreement No. 1315 to Valley Cities/Gonzales Fence, Inc., for an amount not to exceed \$25,000 per year, at the same rates, for on-call fence repairs for the recharge basins, for a period of one year with the option to renew for an additional year.

6/19/19, R19-6-91, Authorize issuance of Amendment No. 1 to Agreement No. 1315 to Valley Cities/Gonzales Fence, Inc., for an amount not to exceed \$25,000 per year, at the same rates, for on-call fence repairs for the recharge basins, for a period of two years with the option to renew for two years.

6/20/18, R18-6-64, Authorize issuance of an Agreement to Valley Cities/Gonzales Fence, Inc., for an amount not to exceed \$25,000 for on-call fence repairs for the recharge basins, for a period of one year with the option to renew for two years.



## AGENDA ITEM SUBMITTAL

**Meeting Date:** May 15, 2025

**To:** Administration/Finance Issues Cte.  
Board of Directors

**From:** John Kennedy

**Staff Contact:** M. Patel / B. Smith

**Budgeted:** Yes

**Proposed Budget:** \$20,000

**Cost Estimate:** \$20,000

**Funding Source:** General Fund

**Program/Line Item No.** 1060.53001

**General Counsel Approval:** N/A

**Engineers/Feasibility Report:** N/A

**CEQA Compliance:** N/A

**Subject: AUTHORIZE AMENDMENT NO 1 TO AGREEMENT 1554 WITH YORKE ENGINEERING, INC FOR MOBILE SOURCE COMPLIANCE ASSISTANCE**

---

### SUMMARY

The District is required to comply with various fleet and equipment (mobile source) regulations that concern pollution technologies and controls. Staff has utilized Yorke Engineering for assistance with this issue and recommends an amendment to extend the agreement.

### RECOMMENDATION

Agendize for May 21 Board meeting: Authorize Amendment No. 1 to Agreement 1554 with Yorke Engineering, Inc. for mobile source compliance assistance for an amount not to exceed \$20,000.

### BACKGROUND/ANALYSIS

The District's on-road fleet, off-road fleet, forklifts, and portable equipment are subject to regulations from the California Air Resources Board (CARB), including its local South Coast Air Quality Management District (SCAQMD). Compliance programs include:

- Advanced Clean Fleet (ACF)
- Clean Truck Check (CTC)
- Large Spark-Ignition Engine (LSI)
- Off-Road Diesel-Fueled Fleets (ORD)
- Portable Equipment Registration Program (PERP), and
- Local rules issued by SCAQMD

Over the past decade, the quantity of programs, the technical complexity of the regulations, and the overlapping impacts of the programs have greatly increased. Under the General Manager's signing authority, a mobile source compliance consultant, Yorke Engineering, was hired in 2022 to help staff to better understand the programs, confirm compliance and reporting requirements, and to help staff plan for future asset management to keep the District in compliance.

In addition to regulatory compliance, there are occasional funding opportunities available to replace vehicles and equipment that require the use of an outside consultant due to technical complexities in the application process. One of the opportunities is called the Carl Moyer Memorial Air Quality Standards Attainment Program. This specific program encourages improvement of pollution controls before the improvements are required by regulation. Staff have reviewed guidance for the current round of Carl Moyer funding and believe that several vehicles and equipment pieces budgeted for replacement in fiscal year 2025-26 may be eligible for grants. Yorke Engineering will assist staff to apply for these grant opportunities.

Staff recommends authorization of Amendment No. 1 to Agreement 1554 with York Engineering for an amount not to exceed \$20,000 for Mobile Source Compliance Assistance to be performed at the direction of District staff. This amendment would bring the total agreement amount to \$40,000.

**PRIOR RELEVANT BOARD ACTION(S)**

N/A





## AGENDA ITEM SUBMITTAL

**Meeting Date:** May 15, 2025

**Budgeted:** Yes

**To:** Administration/Finance Issues Cte.  
Board of Directors

**Budgeted Amount:** \$90,000 (Year 1)

**Cost Estimate:** \$90,000 (Year 1)

**Funding Source:** General Fund

**From:** John Kennedy

**Program/ Line Item No.** 1080.57016

**General Counsel Approval:** N/A

**Engineers/Feasibility Report:** N/A

**Staff Contact:** S. Parsons/L. Haney

**CEQA Compliance:** N/A

**Subject: AWARD OF SERVICES AGREEMENT FOR HABITAT RESTORATION  
SERVICES AT PRADO AND ORANGE COUNTY FACILITIES**

---

### SUMMARY

The District has previously contracted with Habitat West to provide habitat restoration and maintenance services under two separate agreements for mitigation sites within Prado Basin and the Orange County recharge facilities, the first of which expires on June 30, 2025. On March 20, 2025, a Request for Proposals (RFP) for both sites was issued, to which the District received five responses. Staff has evaluated the proposals and recommends award of the work to Habitat West.

Attachment: Habitat West Proposal dated April 21, 2025.

### RECOMMENDATION

Agendize for May 21 Board meeting: Authorize issuance of agreement to Habitat West for \$90,000, plus an additional \$180,000 per year starting in year 2, plus a 5% inflation rate for each subsequent year, for a not to exceed total of \$652,725 for three years.

### BACKGROUND/ANALYSIS

The District has been required by the California Department of Fish and Wildlife (CDFW), the United States Fish and Wildlife Service (USFWS), and the United States Army Corps of Engineers (USACE) to plant native habitat as mitigation for the impact of District operations behind Prado Dam, including the operations of the Prado Wetlands and stormwater storage. To meet these requirements, OCWD has planted 942 acres of native habitat within Prado Basin. Additionally, CDFW and USACE have required mitigation for impacts of the Orange County recharge facilities as an obligation of the District's operation and maintenance permits. To meet these requirements, OCWD has planted 36 acres of native habitat.

While the District's CDFW permits are currently up for renewal and mitigation requirements are actively being negotiated, the USACE permit for operation of the Prado Wetlands contains an ongoing mitigation requirement of 2 acres of habitat restoration per year. Additionally, all mitigation sites must be monitored for five years to ensure they meet performance standards laid out in the District's mitigation plan.

Currently, mitigation sites at Prado, Santiago Basin, Burris Basin, and Huckleberry Basin are within their 5-year monitoring and maintenance period.

Habitat restoration services have previously been covered under two Agreements – one covering mitigation sites within Prado, and one covering mitigation sites in Orange County. The Prado Agreement (Agreement No. 1125) is set to expire on June 30, 2025. The Orange County Agreement (Agreement No. 1864) is set to expire on June 30, 2026.

On March 20, 2025, the District released an RFP for Habitat Restoration and Maintenance Services. The RFP was advertised on the District's website and sent to a list of landscape contactors who provide habitat restoration and maintenance services. The District received five (5) Statement of Qualifications (SOQs) from Habitat West, Natures Image, Dudek, Chambers Group, and IO Environmental & Infrastructure. The SOQ was evaluated by a selection committee consisting of three District staff and was evaluated based on qualifications, record of past performance on similar or related projects, and total cost that must comply with the Department of Industrial Relations (DIR) prevailing wage rates.

Based on the results from the SOQ evaluation, Habitat West was ranked the highest as the firm that demonstrated the most relevant experience and understanding of the scope of services within the RFQ and provided the best overall value for services.

Rank	Firm	Laborers Hourly Rate	Foreman Hourly Rate	Supervisor Hourly Rate	Landscape/Irrigation Laborer Hourly Rate
1	Habitat West	\$44.85	\$58.47	\$61.10	\$95.77
2	Natures Image	\$59.00	\$71.00	\$90.50	\$155.00
3	Dudek	\$70.00	\$100.00	\$155.00	\$190.00
4	Chambers Group	\$58.00	\$80.00	\$100.00	\$145.00
5	IO Environmental	\$148.40	\$173.16	\$194.59	\$163.32

The expenditures for FY 25-26 are not expected to exceed the \$180,000 currently budgeted for this service. In year two, the Orange County facilities will be included in the scope, increasing the cost to \$270,000 per year plus a 5% inflation rate. Staff anticipate a similar effort for year three, plus a 5% inflation rate.

	Cost (5% inflation rate per year)	Cumulative Cost
Year 1	\$90,000 (Prado Only)	\$90,000
Year 2	\$274,500 (OC Facilities Added)	\$364,500
Year 3	\$288,225	\$652,725
<b>Total</b>		<b>\$652,725</b>

Staff recommends award of a Service Agreement to Habitat West for habitat restoration and maintenance services within Prado Basin for an amount of \$90,000 for year one,

increased to \$274,500 for year two, and \$288,225 for year three, not to exceed \$652,725 for three years with an option to renew for an additional year with General Manager approval under the same terms and conditions. The expense for this multi-year scope of services is included in the Natural Resources Department general fund budget each fiscal year.

Habitat West will require prevailing wage per the statement of qualifications.

## **PRIOR RELEVANT BOARD ACTIONS**

03/19/2025, R-25-3-46 – Authorizing issuance of request for proposals for habitat restoration services within Prado Basin and Orange County facilities.

05/17/2023, R-23-5-63 – Approving agreement to Habitat West Inc. for Habitat Restoration and Maintenance Services on OCWD Lands.

04/20/2022, R-22-4-43 – Extension of agreements with Habitat West and Endemic Environmental Services for On-Call Restoration Planting and Maintenance in Prado Basin

03/17/2021, R-21-3-41 – Accepting completion of contract No. PB-2020-1, Prado Basin SMDP Excavation and Dredging (CJW Construction, Inc) and authorizing issuance of agreement to Endemic Environmental Services, Inc.

12/18/2019, R19-12-171 - Issuance of Agreement No. 1398 with Habitat West, Inc. for on-call plant restoration services on OCWD land in Orange County.

12/5/2018, R18-12-165 - Authorize issuance of Agreements to Habitat West and the Santa Ana Watershed Association for an amount not to exceed \$180,000 for a three-year period with a \$60,000 annual limit for hourly work associated with planting, irrigation systems and weed management in Prado Basin through December 31, 2021.

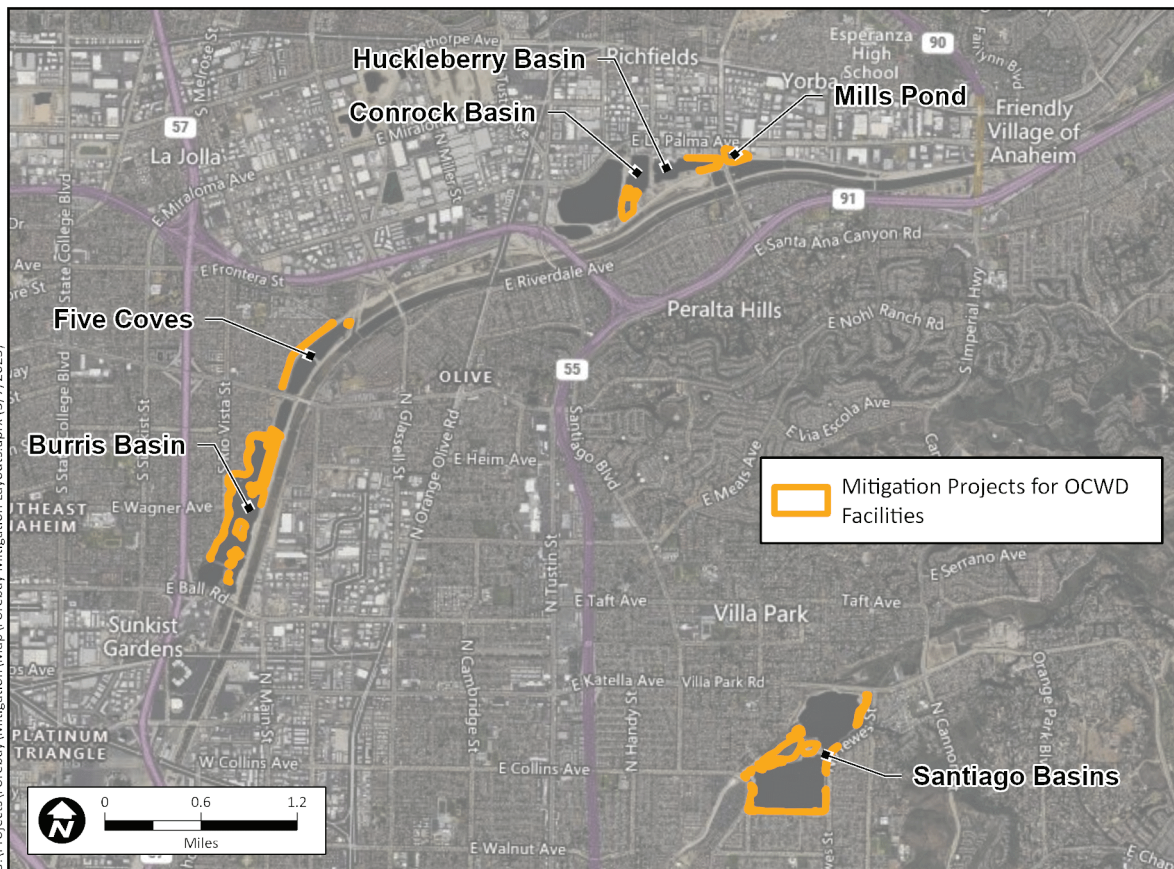
02/15/2017, R17-2-10 - Amendment to Agreement No. 1067 with Habitat West, Inc. for continuation of on-call plant restoration services.

11/18/2015, R15-11-160 - Authorize issuance of Agreements to Habitat West and the Santa Ana Watershed Association for \$156,000 for a three-year period with a \$52,000 annual limit for hourly work associated with planting, irrigation systems and weed management in Prado Basin through December 31, 2018.

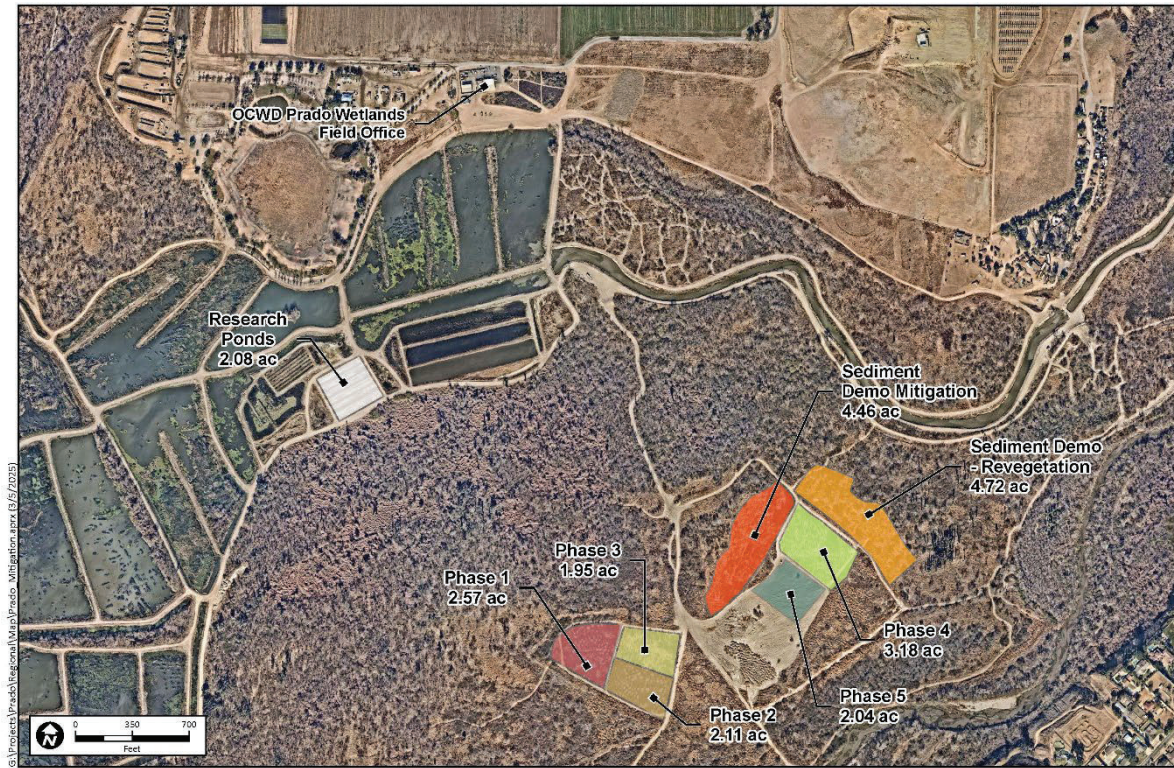
2/18/2015, R15-2-24 - Issuance of Agreement No. 1067 with Habitat West, Inc. for on-call plant restoration services.

02/15/2012, R12-2-14 - Agreement authorized to Habitat West, LCG and Nature's Image for planting, irrigation, and weed management in Prado Basin not to exceed \$150,000 over a three-year period with \$50,000/year limit.

C:\Projects\Forebay\Mitigation\Map\Forebay Mitigation Layouts.aprx (5/7/2025)







G:\Projects\Prado\Regional\Map\Prado\_Mitigation.aprx (8/5/2025)



- Phase 1 (2019)
- Phase 2 (2020)
- Phase 3 (2021)
- Phase 4 (2022-23)
- Phase 5 (2024)
- Research Ponds
- Sediment Demo Revegetation - Recruitable (2021)
- Sediment Demo Mitigation - Plantable (2021)

Prado Mitigation Maintenance Sites  
Pheasant Fields

SOURCE: OCWD (03/2025); Nearmap (1/25/2025)



HABITAT WEST INC.  
2067 WINERIDGE PL.  
SUITE B  
ESCONDIDO, CA 92029

PROPOSAL FOR  
RFP-24-016

HABITAT RESTORATION SERVICES IN  
PRADO & ORANGE COUNTY FACILITIES

ORANGE COUNTY WATER DISTRICT  
ADMIN. OFFICE BUILDING  
ATTN: ASHLE VALENCIA, CONTRACTS ADMINISTRATOR  
18700 WARD STREET  
FOUNTAIN VALLEY, CA 92708

APR 21 '25 AM08:03





*Response to Request for Cost Proposals for:*

**RFP-24-016**

**HABITAT RESTORATION SERVICES IN PRADO  
& ORANGE COUNTY FACILITIES**



Submitted by

**Habitat West, Inc.**

2067 Wineridge Place, Suite B  
Escondido, CA 92029

p: (760) 735-9378 f: (760) 735-9351

[www.habitatwest.com](http://www.habitatwest.com)

Contractors License C-27 #672030

*April 21, 2025*





## Cover Letter

April 21, 2025

Orange County Water District  
Administration Office Building  
Attention: Ashlie Valencia, Contracts Administrator  
18700 Ward Street  
Fountain Valley, CA 92708

RE: Request for Proposals RFP-24-016 Habitat Restoration Services in Prado & Orange County Facilities

### COVER LETTER FOR HABITAT WEST, INC.

Dear Ms. Valencia,

In accordance with the Request for Cost Proposals referenced, the following proposal is respectfully submitted by Habitat West, Inc. We appreciate the opportunity to submit our proposal to maintain OCWD's native vegetation restoration sites at Prado and Orange County.

Company Name: HABITAT WEST, INC.

Company Address: 2067 Wineridge Place, Suite B  
Escondido, CA 92029

Main Office Phone: 760-735-9378  
Fax Number: 760-735-9351 (fax)

Personnel Contact  
For this proposal: Jim Corbett, Orange County Superintendent & Project Manager  
Project Manager: 619-520-4874 (Project Manager, Jim Corbett)

Habitat West, Inc. is exclusively a native habitat restoration and maintenance company, with 32 years of extensive experience implementing and maintaining numerous long-term contracts for upland and wetland mitigation sites. Habitat West, Inc. was founded by Gigi Hurst in 1993 with the specific agenda of providing the highest quality native habitat restoration and management services. Habitat West's project team has a reputation and track record of providing quality native habitat restoration and management services and getting projects signed off. Our expertise in implementation of quality habitats and our long-term maintenance strategies give native vegetation the optimum opportunity to flourish over non-native species.

Habitat West has a trained staff consisting of 25 personnel, including habitat specialists, a horticulturist, irrigation specialists, and experienced labor crews that enable us to manage all aspects of habitat creation, enhancement and restoration. Our trained staff have implemented the installation and maintenance of over 8,600 acres of riparian, coastal sage scrub, chaparral, freshwater marsh, saltwater marsh, oak



woodland and grassland habitats. Our scope of work includes site preparation, removal of non-native trees and bushes, grading, irrigation design and installation, planting and seeding, erosion control, SWPPP reporting and long-term maintenance. We have carefully reviewed the above referenced RFP and have a thorough understanding of the services required. A detailed description of our staffing plan, approach to the scope of work, and our ability to perform may be found in the following pages of this cover letter. We possess all the necessary tools and equipment to perform the services described herein.

Our main office is located in Escondido, California, and we also maintain a base of Orange County operations in San Juan Capistrano. The company holds a valid business license and meets all insurance requirements of this RFP. Copies of our licenses, insurance, and certifications are included at the end of this proposal.

Please direct any and all inquiries to Mr. Corbett. He will be happy to answer any questions regarding this cost proposal.

Sincerely,

A handwritten signature in black ink that reads "Georgia L. Hurst". The signature is written in a cursive style with a large, looped "G" and a clear "L" and "H".

Georgia L. Hurst  
President / CEO  
Habitat West, Inc.

## STAFFING PLAN

Habitat West has 32 years of native habitat experience along with a South Orange County 10-man labor force, to provide habitat restoration maintenance services to the Orange County Water District (OCWD). Our current workload will allow Habitat West to fully cover all maintenance needs and services required for this 3-year contract commitment proposal. The time period between award of contract and start of service will be one day.

<i><b>Staff Member</b></i>	<i><b>Job Title / Role</b></i>	<i><b>Years of Experience</b></i>
<b>Gigi Hurst</b>	President & CEO, Habitat Specialist	35
<b>Jim Corbett</b>	Project Manager, Superintendent, Irrigation Specialist	31
<b>Rob Howerton</b>	Supervisor, Equipment Maintenance, Irrigation Technician	20
<b>Foremen</b>	Foremen	15
<b>Skilled Laborers</b>	Laborers	2 - 12

*Company Background:*  
**QUALIFIED PERSONNEL & LABOR FORCE**

**Gigi Hurst,**  
**President & CEO of Habitat West, Inc.**  
**Habitat Specialist**

Ms. Hurst established Habitat West, Inc. in 1993 with the exclusive agenda of providing the finest quality native habitat restoration and management services. She has 35 years' experience in the habitat restoration, horticultural, and irrigation fields. She has focused the last 32 years on implementing and maintaining numerous long-term native habitat contracts for both wetland and upland mitigation sites including design of overhead and micro-irrigation systems. Gigi and her team work closely with botanists and biologists to identify protected species and to avoid impacts during habitat construction and maintenance activities. Her restoration experience includes projects for SDG&E, Southern California Edison, A.C.O.E., local cities, governments, and non-profit land conservancies.

Ms. Hurst has overseen the installation and maintenance of 8,200 + acres of riparian, coastal sage scrub, CSS chaparral, freshwater marsh, vernal pools, saltwater marsh, oak woodland, and grassland habitats. Non-native invasive plant removal also plays a large role in the type of projects she manages. She has developed specific areas of expertise in exotic pest plant control. Gigi is a hands-on manager and participates directly in the coordination of the staff with all projects.

**Years of Experience**

35 years

---

**Education**

- **BS, Ornamental Horticulture**, Cal Poly, San Luis Obispo, 1987
- **Minor in Botany**, University of California, Santa Barbara, 1982

---

**Professional Memberships**

- **CAPCA**, California Agriculture Productions Consultants Association
- **CLCA**, California Landscape Contractors Association

---

**Certifications**

- PCA #70361, Pest Control Advisor
- QAL #96261, Qualified Applicator License
- C-27 Landscape Contractor's License #672030
- Certified Micro Small Business, State of California #43619

## *Company Background:* **QUALIFIED PERSONNEL & LABOR FORCE**

### **Jim Corbett**

#### **Project Manager / Superintendent / Irrigation Specialist**

Jim Corbett has worked for Habitat West as a supervisor of native habitat restoration projects in Orange County and Los Angeles County for the past 31 years. During this time, he has completed over 140 successful projects, ranging in size from 0.8 acres to 250 acres each. His role has been primarily to install and maintain large and small native habitat mitigation areas. Duties often include installing and maintaining large-scale irrigation systems, non-native invasive plant removal, planting and seeding of native habitat, equipment operation, and on-going maintenance to ensure the success of the plants. He provides thorough communication with clients and manages his crew to offer reliable service.

Mr. Corbett is always engineering new methods of procedure that have proven to be economical for Habitat West clients and have helped with the success of their sites. With his involvement with the California Invasive Plants Council (Cal IPC), California Pest Control Advisers (CAPCA), and Pesticide Applicators Professional Association (PAPA), he stays up to date with the latest identification of new invasive species and the best integrated pest management techniques to control them in the most environmentally sensitive and cost effective ways.

His decades of experience with Habitat West include numerous contracts with Orange County Water District to design, install and maintain native vegetation projects. As an Irrigation Specialist, Mr. Corbett has designed, installed and maintained irrigation systems of all types and sizes ranging from simple gravity-fed drip systems, to satellite controlled two-wire systems. His many years of experience enable him to accurately determine the watering needs of native plants based on current soil and weather conditions. He has also successfully maintained irrigation systems for ornamental landscaping at OCWD office sites.

#### **Years of Experience**

31 years

---

#### **Education**

- Ojai Valley School
- Laguna Beach High School

---

#### **Professional Memberships**

- **Cal-IPC**, California Invasive Plant Council
- **PAPA**, Pesticide Applicators Professional Association

---

#### **Certifications**

- QAL #128015, Qualified Applicator License
- C-27 Landscape Contractor's License (Inactive)

---

#### **Habitat Experience**

- Least Tern Habitat
- Pacific Pocket Mouse
- Coastal Sage Scrub
- Freshwater Marsh
- Grassland
- Oak Woodland
- Saltwater Marsh
- Willow Scrub

## *Company Background:* **QUALIFIED PERSONNEL & LABOR FORCE**

### **Robert Howerton**

#### **Project Supervisor / Irrigation Technician**

Robert Howerton has been employed with Habitat West since 2012. He currently works in a supervisory position and sees that crews are working safely and efficiently. His experience includes native habitat restoration projects for Orange County Water District at Prado Basin, restoring and maintaining various habitats including Riparian, Coastal Sage Scrub and Oak Woodland.

With a background in mechanics and engineering, Mr. Howerton is able to service machinery used in our native habitat restoration projects including but not limited to tractors, chippers, chain saws, weed whips, and augers. His ability to maintain and repair these tools enables our crews to maintain efficiency and overcome mechanical problems that arise in the normal course of operations.

As an Irrigation Technician, Mr. Howerton has assisted in the installation, maintenance and operation of many irrigation systems for both native habitat and ornamental vegetation projects.

#### **Years of Experience**

20 years

#### **Education**

- Germantown High School, Tennessee

#### **Habitat Experience**

- Least Tern Habitat
- Pacific Pocket Mouse
- Coastal Sage Scrub
- Desert
- Willow Scrub

#### **Recent Projects**

- Prado Dam Restoration, Chino Hills
- La Pata Off-Site Mitigation Project / Arroyo Trabuco Arundo Removal/Riparian Project
- Mauro Nature Preserve, Buena Vista Audubon Society

---

## **QUALIFIED PERSONNEL & LABOR FORCE**

All Habitat West personnel receive on-the-job training to identify native and non-native plants. They are knowledgeable about native plants and invasive weed species, and are experienced in the installation and maintenance of native habitats. Our team leaders and labor crews are also trained to identify threatened and endangered birds, such as California Gnatcatcher, Least Bell's Vireo and Least Tern. Our crews are familiar with different types of bird calls, as well as their nesting habits. Before our crews enter a new working area, scouts are sent out ahead of the crew to locate any bird nests that may be present. If a nest is found, a safe buffer is established so as not to disturb it during maintenance activities.

## **EXHIBIT A: APPROACH TO THE SCOPE OF WORK**

Initially, Habitat West will generate a year-long maintenance schedule for all sites and will perform maintenance activities based on the results of regular maintenance monitoring visits conducted by Habitat West and discussed with OCWD staff. At the beginning of each month, our Project Manager will provide the Principal Environmental Specialist with a monthly schedule showing the days that work will be performed on each jobsite, and the type of work to be performed, subject to OCWD review.

Our Project Manager will regularly visit the sites, as he does for the current contract. He will report back to OCWD staff the areas that need attention, in order of urgency. Following approval, Habitat West will dispatch a crew of 4-10 men and whatever equipment is required for the tasks to be completed. Maintenance weeding, irrigation checks and repairs will be conducted monthly, or as determined by Habitat West and the OCWD staff. All sites will be monitored using a proactive approach utilizing the most efficient adaptive management techniques to maintain the health of the native vegetation.

The primary effort of the maintenance program is to control weeds, ensure maximum plant growth and augment or replace lost specimens thus creating a natural system that can support itself with little or no maintenance. The restoration sites will be monitored by Jim Corbett two times per month. General observations, such as health of planted species and signs of drought stress will be noted on a monthly report. In addition, restoration plantings will be examined to visually estimate percentage of cover, species mortality, species composition along with soil, weed and pest problems and will be included in the monthly report.

During maintenance visits, our supervisors and foremen are trained to check for problem areas. Habitat West's maintenance activities will focus on non-native weed removal, plant growth vigor, any exclusionary fencing, vandalism control and trash removal. Our weed control methods shall include hand removal, herbicide application, string trimming, and cutting or mowing as deemed appropriate. Our crews are highly trained to identify between native and non-native plant species, therefore only non-native invasive plant material and weeds will be removed. Erosion control measures that are in place will be monitored. Trash will be removed as needed. Habitat West will be vigilant in monitoring herbivore activity and taking measures to prevent damage and protect native plants on the site. We will encourage plant growth and establishment with the ultimate goal of creating a habitat that can sustain itself without irrigation.

### **PROACTIVE APPROACH & ADAPTIVE MANAGEMENT**

Our project management approach is to stay ahead of the needs of the sites and tackle problems before they become too large or costly to manage. Our goal will be to reduce the seed bank of non-native weeds by removing them before they go to seed. By constantly evaluating all

sites in the scope of the contract, we identify which areas need attention, and resolve issues in order of priority. This proactive approach will provide the best outcome for the native habitats, and will provide OCWD with long term cost savings.

Habitat West has the ability to adapt our methods depending on the ever-changing dynamics affecting the project. These dynamics include, but are not limited to: seasonal changes, soil conditions, weed infestation, wildlife presence, and weather conditions. We draw on our 32 years of experience to help us adapt to these unpredictable elements. Our team leaders are always innovating new methods to solve challenges that arise. Open communication between our field crews, management, and OCWD plays an important role in determining which methods are best suited to each situation.

## **SITE MONITORING AND REPORTING**

Habitat West Project Manager, Jim Corbett, will make site inspections a minimum of once every two weeks to each service area defined in the scope of work to evaluate site conditions. During these inspections Jim will be checking for things such as:

- Irrigation system malfunctions or damage
- Pest and herbivore damage
- Weed germination
- Plant health
- Erosion
- Vandalism or trespassing
- Trash

From the information gathered, we will schedule maintenance activities to be completed in order of priority to stay ahead of the needs of each site. Mr. Corbett will also provide OCWD staff with a Monthly Site Report and Visitation Log, accompanied by relevant photos. These reports include:

- Date of work completed
- Type of habitat
- Habitat condition
- Type of work completed
- Number of workers present
- And a written summary of activities preformed

## **WEED & PEST CONTROL**

Based upon our training and experience, Habitat West will create a custom Integrated Pest Management Plan (IPM) for each of the sites within the scope of work. Our team will continue to control weeds throughout the OCWD Basin Sites with the highest level of service, as we have



demonstrated in previous contracts for these sites. All targeted weeds noted will be controlled to assure weed coverage on all sites remains low to none at any given time. Methods that may be utilized include, but are not limited to:

- Weed removal by hand, using tools such as hoes and hand picks
- String trimming
- Mowing
- Soil solarization
- Organic herbicide application
- Conventional herbicide application

Our Project Manager holds a Qualified Applicators License (QAL) issued by the State of California Department of Pesticide Regulations. In addition, Gigi Hurst, Habitat Specialist, holds a Pest Control Advisers License (PCA) and a QAL. Each Habitat West herbicide applicator must complete a Pesticide Workers Training Program once per year. These PCA and QAL licenses, along with the Pesticide Worker Training Program enable us to:

- Know what pest management methods are available
- Evaluate the benefits and risk of each method
- Select methods that are most effective and least harmful to people and the environment
- Integrate several methods whenever possible
- Use pest control methods properly
- Observe local, state, and federal regulations
- Evaluate the success of our pest management efforts

### **ORGANIC ALTERNATIVES TO GLYPHOSATE**

If requested by OCWD, treatment of non-native vegetation will be conducted with organic herbicides. Synthetic herbicides (e.g., glyphosate, etc.) would not be used without considering the effectiveness and cost efficiency of other measures first, such as hand weeding, thermal weed removal, or soil solarization. Before applying any type of herbicide, we will obtain permission from OCWD.

With Habitat West's participation and sponsorship for organizations such as Cal-IPC and SERCAL, we stay on the cutting edge of non-chemical alternatives for weed control. We are always up to date with new methodologies that are being field-tested.

### **EROSION CONTROL**

If requested, Habitat West can provide erosion control and installation for any of the service sites, as well as any new planting sites within the OCWD scope of work. As part of our Best

Management Practices (BMP's), we will routinely inspect, clean, and maintain existing devices. We will implement and install new BMP's to prevent movement of sediments into wetlands or offsite locations.

### **REMEDIAL PLANTING**

As required, the need for remedial planting or seeding will be identified during maintenance activities and noted in the monthly reports generated by our Project Manager. These reports will be presented to OCWD Principal Environmental Specialist, David McMichael. Habitat West will provide all necessary labor and equipment to perform remedial planting or soil amending if requested for these sites. Our experienced crews are trained in the installation of native plants and all our planting projects are implemented with the highest quality of industry standards with hands on supervision.

### **IRRIGATION**

Habitat West is thoroughly familiar with the various irrigation systems at all OCWD Basin sites. Our crews have designed and installed most of the irrigation systems in operation and have maintained them since installation. Mr. Corbett, along with his two foremen Jorge Torres and Ramon Camacho, adjust irrigation schedules to optimize plant health while factoring seasonal weather changes. If any supplemental irrigation work is needed in the future, we have the ability to make suggestions on how these systems can be modified to meet the needs of additional planting. Habitat West's team of irrigation technicians are more than capable of installing and maintaining a sound and efficient irrigation system for any area requested.

### **TRASH AND DEBRIS REMOVAL**

With Habitat West, the OCWD Basin Maintenance Sites will be maintained in a trash-free state at all times. Trash and debris removal will occur during regular maintenance activities. All trash collected from sites will be hauled to the county landfill or designated OCWD collection site.

### **VANDALISM AND TRESPASSING**

Habitat West will report any vandalism or trespassing to the OCWD Project Manager within 24 hours. Our crews will repair any damage to native habitat caused by vandalism with the direction of OCWD Project Manager.

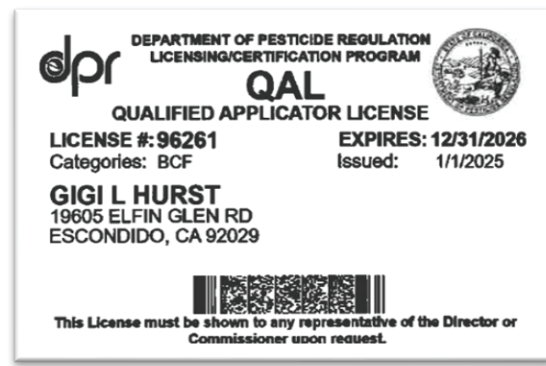
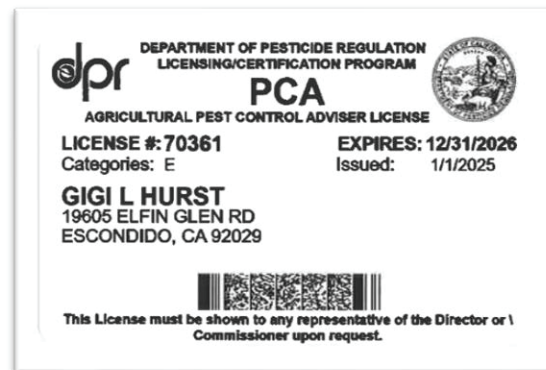
### **COMMUNICATION**

At Habitat West, maintaining open lines of communication with our clients is top priority. Our Project Manager checks in with the OCWD Habitat Restoration Manager and the Senior Environmental Specialist on a regular basis. We always keep them informed with verbal communication and written reports. Habitat West crews provide an extra set of eyes and ears for OCWD personnel. We monitor and report any incidents discovered such as theft, vandalism, trespassing, illegal dumping, and safety concerns. Our Project Manager is always available on short notice for meetings with OCWD staff.

<b>TABLE OF CONTENTS</b>		
	Section	Page
Cover Letter including Company Background, Ability to Perform, Staffing Plan, Personnel Qualifications, and Approach to the Scope of Work	6.2	2-11
Contractors License, Other Licenses and Certifications	6.4	13
DIR Contractor Registration	6.4	14
Prevailing Wage Laws Compliance	6.4	15
Experience and Record of Past Performance:		
Examples of Successful Habitat Restoration Projects	6.5	16-17
Expertise with Federal, State & Local Laws and District Requirements	6.5	18
Project Manager & Crew Experience with OCWD Sites	6.5	18-23
Exhibit A-2: Price Sheet (Exhibit A-1)	6.6	24
Exhibit D-1: Contractor's Environmental Health & Safety Agreement	6.7.1	25
Exhibit D-2: Contractor Required Information Form (Appendix B)	6.7.1	26-30
Habitat West Safety Manual	6.7.2	31
Quality Control Plan	6.7.3	31-32
Statements:		
- Statement of Insurance Compliance	6.8	32
- Acceptance of OCWD Standard Contract	6.9	
- Acceptance of Billing Requirements	6.10	
- Conflict of Interest Statement	6.11	
- Equal Opportunity Employment Statement	9.6	
Addenda Acknowledgement Form		33
Additional Information: Professional References		34

## CONTRACTORS LICENSE and Other Licenses & Certifications

- **C-27 #672030**, Landscape Contractor's License, expires 08/31/2026
- **DIR** Registration #1000011043
- **SLBE #11HW0171**, Small Local Business Enterprise Certification, City of San Diego
- **PEST CONTROL BUSINESS-Main**, 40011
- **PCA #70361**, Pest Control Adviser License
- **QAL #96261**, Qualified Applicator License
- **QAL #128015**, Qualified Applicator License
- **WBE, PUC #9GN00008**, Women Business Enterprise, Public Utility Commission Certification
- **Certified Small Business Micro Enterprise, #43619**, State of CA, Dept. of Gen'l Services  
State of CA, Dept. of General Services
- **CLCA**, California Landscape Contractors Association
- **CAPCA**, California Agriculture Productions Consultants Association



## DIR CONTRACTORS REGISTRATION



### APPLICATION FOR PUBLIC WORKS CONTRACTOR REGISTRATION

#### Registration Information

Type: Public Works

Period: 07/01/2023 06/30/2025

#### Contractor Information

Contractor Name: HABITAT WEST, INC

Trade Name: HABITAT WEST, INC

License Type Number: 1000011043

#### Contractor Physical Address

Physical Business Country: United States of America

Physical Business City/ Province: ESCONDIDO

Physical Business Address: 2067 WINERIDGE PL, STE B

Physical Business State: CA

Physical Business Postal Code: 92029

#### Contractor Mailing Address

Mailing Country: United States of America

Mailing City /Province: ESCONDIDO

Mailing Address: 2067 WINERIDGE PL, STE B

Mailing State: CA

Mailing Postal Code: 92029

#### Contact Info

Daytime Phone:

Daytime Phone Ext.:

Mobile Phone:

Business Email: [habitat helper@habitatwest.com](mailto:habitat helper@habitatwest.com)

Applicant's Email: [habitat helper@habitatwest.com](mailto:habitat helper@habitatwest.com)

**STATEMENT OF PREVAILING WAGE COMPLIANCE**

Habitat West, Inc. asserts this proposal was prepared taking into account all applicable Prevailing Wage Laws and that we agree to comply with all such laws applicable to our work.

## PROVEN TRACK RECORD OF SUCCESSFUL HABITAT RESTORATION

<b>Record 1: OCWD Agreement #1125, Amendment #2 On-Call Maintenance at Prado Basin</b>	
<b>Owner:</b>	Orange County Water District
<b>Address:</b>	18700 Ward Street, Fountain Valley, CA
<b>Owner Contact &amp; Phone:</b>	David McMichael
<b>Phone &amp; Email:</b>	(714) 378-3200    dmc michael@ocwd.com
<b>Scope of Work:</b>	Create two acres of native habitat per year. Assist OCWD with non-native plant removal. Design, purchase and install drip irrigation systems. Installation and maintain native plants.
<b>Original Contract Amount:</b>	\$225,000 for a three-year period with a \$75,000 annual limit
<b>Start Date:</b>	April 20, 2022
<b>Target Completion Date:</b>	June 30, 2025 (Work completed)
<b>Record 2: OCWD Agreement #1542 Maintain Native Vegetation Sites for OCWD</b>	
<b>Owner:</b>	Orange County Water District
<b>Address:</b>	18700 Ward Street, Fountain Valley, CA
<b>Owner Contact:</b>	David McMichael
<b>Phone &amp; Email:</b>	(714) 378-3200    dmc michael@ocwd.com
<b>Scope of Work:</b>	Habitat maintenance of 13 native restoration sites along the Santa Ana riverbed. Design and installation of irrigation system. Operation and maintenance of irrigation system. Installation of native plants. Invasive weed removal, herbicide application, trail maintenance, and trash removal. Monitoring & reporting.
<b>Original Contract Amount:</b>	\$480,000 over a three-year period with a \$160,000 annual limit
<b>Start Date:</b>	June 1, 2023
<b>Contract End Date:</b>	June 30, 2026 (In Progress)

<b>Record 3: Mitigation Maintenance Services Throughout Orange County</b>	
<b>Owner:</b>	County of Orange, OC Public Works
<b>Address:</b>	601 N Ross St, Santa Ana, CA 92701
<b>Owner Contact:</b>	Cort Distanislao
<b>Phone &amp; Email:</b>	(714) 955-0263    cort.distanislao@ocpw.ocgov.com
<b>Scope of Work:</b>	Maintenance of numerous native habitat restoration sites throughout South Orange County. Duties included: Design and installation of irrigation system. Installation of native plants. Invasive weed removal, herbicide application, trail maintenance, and trash removal. Monitoring and reporting.
<b>Original Contract Amount:</b>	Aggregate 3-year contract, not to exceed \$2,250,000
<b>Start Date:</b>	October 12, 2023
<b>Actual Completion Date:</b>	October 11, 2026 (In Progress)

Other **Public Agencies** that Habitat West has worked for within the past 5 years are listed below.  
All contracts were successfully completed according to schedule.

<b>County of Orange, OC Community Resources</b> Project: Invasive Plant Control Services Contact: Alisa Flint Phone: (714) 480-6536 Email: alisa.flint@ocparks.com	<b>City of Carlsbad</b> Project: Aqua Hedionda Life Station Contact: Sean Diaz, Utilities Senior Engineer Phone: (442) 200-7222 Email: sean.diaz.carsbadca.gov
<b>City of San Diego, Open Space Division</b> Projects: Various PO's for Mitigation Maintenance Contact: Jason Allen, Biologist Phone: (619) 685-1328 Email: jwallen@sandiego.gov	<b>City of Dana Point</b> Project: Dana Point Headlands Contact : David Nett, Management Analyst Phone : (949) 248-3521 Email : dnett@danapoint.org
<b>County of Orange, OC Public Works</b> Project: Mitigation Maintenance Services Contact: Robert Mackie, Project Manager Phone: (714) 667-9708 Email: Robert.mackie@ocpw.ocgov.com	<b>City of Escondido</b> Project: Kit Carson Park Contact: Jim Prine, Ecologist Phone: (619) 204-9580 Email: jprine@esassoc.com
<b>Caltrans</b> Project: Hallmark East Mitigation Contact: Henry Barnes Phone: (760) 814-3677 Email: henry.barnes@dot.ca.gov	



## EXPERTISE WITH FEDERAL, STATE & LOCAL LAWS AND DISTRICT REQUIREMENTS

For three decades, Habitat West has had first-hand experience working on contracts that have been permitted by federal and state agencies, while gaining invaluable insight and experience with the permit requirements for endangered species and sensitive habitats within the Southern California region. All of Habitat West's mitigation projects fall under some or all of the permit requirements from U.S. Fish and Wildlife (USFW), California Department of Fish and Wildlife (CDFW) and/or the Army Corp of Engineers (ACOE). Therefore, we are intimately familiar with the requirements necessary for agency sign off of native restoration habitats.

### *Experience Working with OCWD*

Habitat West, Inc. has a highly trained field staff to perform native habitat restoration and maintenance services. Our Superintendent/Project Manager, Jim Corbett, has been with the company for 31 years. Mr. Corbett has been in charge of working with OCWD for over 22 years on a variety of native habitat projects. We have 10 staff members dedicated to working on OCWD projects, and the ability to bring in up to 20 more personnel if required. Of our dedicated 10-man crew, our two foremen, Jorge Torres and Ramon Camacho have each been working on OCWD habitat restoration projects for 15 years.

Habitat West, Inc. has a long history of working in unison with OCWD staff on numerous projects for many years. We just completed a three-year contract with OCWD that covers the Prado Basin portion of this scope of work. Soon we will be starting the final year of a three-year contract for the Orange County portion of the RFP. During our previous contracts with OCWD, our fully trained and experienced crew members installed the native habitats covered in the maintenance portion of this scope of work. We have maintained these sites since installation with the highest quality of expertise for many years. During this time, we have developed a working relationship with OCWD staff based on trust and confidence. This confidence has been earned over the years, as Habitat West's team has demonstrated that we have the ability to perform the services required in a professional and thorough manner.

Our firm has all the necessary tools to perform the Scope of Services for this project, including those for the installation and maintenance of irrigation systems. Each foreman is equipped with a 4-wheel drive vehicle that is set up with the tools needed for daily tasks. We also carry smart phones with internet capabilities to send photos to the office of plants or animals that may need identifying while in the field. All biomass is hauled legally to a green waste facility via our dump truck, trailer or trucks.

Habitat West is capable of responding anytime there is an unplanned urgent event on a jobsite. Our close proximity to the various jobsites will be an asset if there is an unexpected event requiring our services. All crews have cell phones for immediate contact throughout the day, and we offer an after-hours emergency contact number.

Since OCWD often has current construction projects taking place adjacent to our habitat maintenance sites, OCWD staff members are familiar with Habitat West's personnel. Our labor crews know how to perform their duties in a way that does not hinder any other OCWD projects taking place in the area.

### ***Project Manager and Labor Force Site-Specific Experience***

***To demonstrate our Project Manager's experience and qualifications, he has written the following overview of the project sites.*** Habitat West has worked on all of the project sites listed in the Scope of Services. The site-specific knowledge that we have gained during previous contracts enables us to efficiently attend to the maintenance needs of each site, as we already know what to expect at each project location.

## **ORANGE COUNTY FACILITIES**

### **Burris Basin**

#### ***Burris Basin Riparian Corridor:***

Habitat West has been maintaining this 5.8 acre area since 2015. Although irrigation is currently discontinued here, it is prone to weed infestation depending on the water level and amount of exposed shoreline of the basin. Water level determines the actual square footage of the area that needs to be maintained. For example when water levels are low, this greatly increases the size of the service area. Habitat West will base our personnel numbers and frequency of visits depending on how much shoreline is exposed and in need of maintenance.

#### ***Burris Basin Sycamore Grove:***

Habitat West has maintained the Burris Sycamore Grove since 2015. This site is now well established and irrigation has been discontinued. When our maintenance crews observe trespassers (fishermen), they always report to OCWD security. This site will continue to be closely monitored and crews will be dispatched if any weed proliferation or vandalism is observed.

#### ***Burris Basin Pump Station:***

Habitat West's project manager designed and installed the irrigation system, as well as the surrounding habitat in October 2016. We have maintained this area with the highest industry standards since then. We regularly perform manual system checks. This system has run problem-free since installation. The irrigation is now turned off and Habitat West is closely monitoring plant health. Weed growth is fairly low and consists mostly of mustard, tree tobacco, and crownbeard.

***Burris Basin Peninsula:***

Habitat West crews completed the mulefat and willow cuttings at the 4-acre Burris Peninsula on February 9, 2022. The site consists of two areas that are planted with willows, cottonwoods and mulefat cuttings. Habitat West crews hand watered cuttings until plants became established. Currently, we are providing long-term maintenance while working with OCWD not to disturb the Barn Swallow Breeding Program being conducted within the site. The site is in excellent condition.

**Five Coves Basin Mitigation**

***Five Coves Riparian Tree Grove:***

This area has been turned over to the City of Anaheim. It was mentioned during the pre-bid site walk that OCWD may be asked to provide assistance if required. Habitat West will be ready to assist if the need arises. We installed two of the four separate planting efforts at Five Coves and have maintained all areas of this site since 2015. Five Coves has a problematic irrigation system, mostly due to extensive damage caused by adjacent construction contractors. We have a clear understanding of this irrigation system and regularly assist OCWD staff with repairs.

***Five Coves Basin Freshwater Marsh Pond:***

The freshwater marsh is one of the smaller sites within the mitigation program. It does not contain any supplemental irrigation and is well established. Monthly weeding of the surrounding berm and rip rap is necessary to keep off-site sourced weeds from establishing within the habitat.

**Conrock Basin / Huckleberry Basin Riparian Complex**

***Conrock Basin Riparian Stream:***

Due to the nature of this site, which is located within an active fishing concession area, site inspections are required more frequently and regular trash removal is required. Crews routinely remove unwanted vegetation from the fishing access ramps and park bench areas to provide safe access for fishermen. Access trails are routinely trimmed back to prevent them from closing up with native growth. Weeding on this site mostly consists of removing crownbeard from the riparian shoreline habitat.

***Conrock Basin Non-Native Tree Removal and Replant:***

Habitat West's experienced team began removing non-natives from this 2.27 acre area in October of 2019. In 2020, Habitat West planted this area with a plant pallet provided by OCWD, and designed and installed a drip irrigation system. We have maintained this area since then and it is thriving. The irrigation system was turned off after plantings became self-sustaining and is currently being removed. This site is one of many that serve as a testament of the excellent work Habitat has provided for OCWD and showcases native habitat so dense and lush that crews must cut in trails so that OCWD can monitor wildlife activities.

***Huckleberry Basin:***

Habitat West began clearing the perimeter of Huckleberry Basin in 2019 for future planting efforts. In late 2020 Habitat West planted the area, and then designed and installed an irrigation system around the eastern half of the basin. We have provided long-term maintenance since then. Although this site is doing very well, it requires extra attention due to the proliferation of weeds from off-site sources. We regularly

inspect the perimeter fencing for holes providing illegal access. Trespassing incidents are always reported to OCWD staff and security, thus providing an extra set of eyes for OCWD. Weeding is performed regularly.

***Mills Pond Riparian Forest and Marsh:***

Habitat West crew members designed and installed approximately 50% of the irrigation system servicing this site. We then completed planting and have maintained the portion we installed, as well as the first restoration effort conducted by a previous contractor. We have a clear understanding of the site. Along with weeding efforts and irrigation repair, Habitat West will assist OCWD by clearing pathways and access to nesting boxes that are located along the water's edge.

***Santiago Basin Perimeter:***

Over the past several years, Habitat West has installed all three phases of restoration to create the combined total of four acres of Coastal Sage Scrub. We have maintained these areas since installation. We have a clear understanding of all irrigation systems on this site, as we designed and installed them. Our crews work carefully to ensure that sensitive and endangered species such as California Gnatcatcher and Least Bell's Vireo are not disturbed during our maintenance activities. Habitat West crews are always on the lookout for signs of illegal trespassing and always report to OCWD security when trespassing is discovered.

***Santiago Bowl / Saddle Mitigation***

Habitat West helped OCWD with the layout of the Santiago Basin Bowl. We determined the proper placement of the water tank and access roads for the 1.58-acre Riparian and Coastal Sage Scrub mitigation site. Habitat West's project manager and irrigation technician, Jim Corbett, designed a sound irrigation system for this project, complete with the point-of-connection from the existing mitigation. We completed the installation of this project on March 15, 2024, and have monitored and maintained it since then. This site is currently exceeding all expectations and is on track for early agency sign-off. This site is another example of a successful collaboration between OCWD staff and Habitat West.

**PRADO BASIN**

***Prado Planting Areas***

Habitat West has assisted OCWD with planting within the Prado Basin for many years. Over the past two decades Habitat West has successfully installed and maintained 21 of these 2-acre sites described in the scope of work. We completed the installation of the most recent site, Prado 22 (Pheasant Field Planting) in November of 2024. Habitat West is currently maintaining all active maintenance in Prado 18, Prado 19, and Prado 20. These sites are so dense in native coverage that recently OCWD requested that we create walking trails so staff members can conduct bird surveys. Some sites have proven to be more challenging due to soil conditions, herbivore activity and extreme weather within the Prado Basin areas. Habitat West has always risen to the occasion and provided sound solutions to complex problems to ensure that every project we have been entrusted with has ended in success.

***Prado Research Ponds***

Habitat West has assisted OCWD with preparing the Prado Research Ponds for ongoing experiments for the last three years. Work has mostly consisted of non-native species removal, but we are ready to assist with any tasks requested by OCWD.

*Various basin site photos taken by Habitat West during maintenance activities:*

**Vegetation at Burris Basin Pump Station in 2017 vs. 2023**

Today the native vegetation has filled in and is thriving.

***July 2017:***



***April 2023:***



***Burris Basin Peninsula:*** *Habitat West has been performing long-term maintenance, making sure not to disturb the Barn Swallow Breeding Program on site. (Photo taken April 2023)*





*Burris Basin, 2023*



*Habitat West crews have been maintaining the native coastal dune vegetation since 2012. They work carefully to preserve this sensitive habitat during clearing efforts, and help OCWD by locating bird nests hidden in the vegetation and terrain.*



*Exhibit A-2 / A-1*  
**PRICE SHEET / BILLING RATES**

**Statement of Prevailing Wage Compliance:** Habitat West, Inc. asserts that SOQ for the above referenced project was prepared taking into account all applicable Prevailing Wage Laws and that we agree to comply with all such laws applicable to our work.

All services will be billed monthly, on a time & materials basis.

Company Name:	Habitat West, Inc.
California DIR Registration Number:	1000011043
Expiration Date:	06/30/2025
Contractor License Number:	C-27 #672030
Expiration Date:	08/31/2026

Employee	Labor Hourly Rate 2025-2026	Labor Hourly Rate 2026-2027	Labor Hourly Rate 2027-2028
Laborers	\$44.85	\$46.42	\$48.04
Foreman	\$58.47	\$60.22	\$62.32
Supervisor	\$61.10	\$63.24	\$65.45
Superintendent	\$85.00	\$87.97	\$91.04

**Prevailing Wage Irrigation Rates**

Employee	Labor Hourly Rate 2025-2026	Labor Hourly Rate 2026-2027	Labor Hourly Rate 2027-2028
Landscape/Irrigation Laborer	\$95.77	\$97.10	\$98.75
Landscape/Irrigation Tender	\$37.62	\$38.94	\$42.44

**Equipment and Supplies Rates**

Equipment and Supplies Rates	Unit Rate 2025-2026	Unit Rate 2026-2027	Unit Rate 2027-2028
Herbicide (cost per ounce)	\$0.95	\$0.95	\$1.05
Chain Saw (daily rate)	\$35.00	\$35.00	\$35.00
Weed Eater (daily rate)	\$25.00	\$25.00	\$25.00
Hand Tools (daily rate)	No Cost	No Cost	No Cost
Dump Fee (cost per ton)	Current landfill rate	Current landfill rate	Current landfill rate
<b>OTHER:</b>			
Chipper (9-inch) (daily rate)	\$500.00	\$500.00	\$500.00
Water Trailer (daily rate)	\$75.00	\$75.00	\$75.00
Deck Mower (daily rate)	\$175.00	\$175.00	\$175.00

## CONTRACTOR'S ENVIRONMENTAL HEALTH & SAFETY AGREEMENT

I have read the information stated in the OCWD's Contractor Environmental Health & Safety Handbook. I understand that the information provided covers brief highlights of the OCWD's safety programs. It is my responsibility to review the updated programs and communicate the safety information & requirements to my employees.

I understand that the Contractor's Environmental Health & Safety Handbook is not intended to replace Federal, State or Local regulations regarding Contractor performance. Contractor shall keep itself fully informed of all existing and future state and federal laws and all county and city ordinances and regulations which in any manner affect the activities of Contractor and of all such orders and decrees of bodies or tribunals having any jurisdiction or authority over the same. Contractor (including contractor employees and subcontractors) shall at all times observe and comply with all such existing and future laws, ordinances, regulations, orders and decrees, and shall protect and indemnify OCWD, its officers, directors, employees and agents against any claim or liability arising from or based on the violation of any such law, ordinance, regulation, order or decree.

Contractor Company      Habitat West, Inc.

Contractor Name & Title  
(Please Print):      Gigi Hurst, President / CEO

Contractor Signature:      *Gigi Hurst*

Date:      04/13/2025

FORWARD A SIGNED COPY OF THE CONTRACTOR'S AGREEMENT PAGE TO RISK & SAFETY DEPARTMENT



## APPENDIX B: CONTRACTOR REQUIRED INFORMATION FORM

### Part 1: To Be Completed By Contractor: (Complete and provide required information)

- ☒ Contractor's Name: Habitat West, Inc.
- ☒ Contractor's License (copy of license)
- ☒ Experience Modification Rate (EMR rating from insurance company).  
If  $\geq 1.25$  please provide reason for rating: 0.71
- ☒ Copy of 3 Years of OSHA 300A Annual Summary (If greater than 10 employees)
- ☒ How many serious injuries and/or fatalities has your company had in the last 3 years: 0
- ☒ How many Regulatory Violations (Cal OSHA Citations) has your company had in the last 3 years? 0

### Part 2: To Be Completed By Contractor - SAFETY PROGRAM SECTION

NOTE: Safety Programs must be available to OCWD upon request	YES	NO
Does your company maintain a written Injury Illness Prevention Program (IIPP) in accordance with GISO, Title 8, Section §3203 or §1509 and Labor Code (LC §6401.7)? If yes, where is the documentation maintained? <u>Office</u>	<input checked="" type="checkbox"/>	<input type="checkbox"/>
Does your company maintain documentation on employees' IIPP training? If yes, where is the documentation maintained? <u>Office</u>	<input checked="" type="checkbox"/>	<input type="checkbox"/>
Does your company maintain "Code of Safe Practices" documentation? [Title 8, §1509(b)] If yes, where is the documentation maintained? <u>Office</u>	<input checked="" type="checkbox"/>	<input type="checkbox"/>
Does your company maintain disciplinary documentation for unsafe behavior of employees or subcontractors (if applicable)? [Title 8, §3203 or §1509] If yes, where is the documentation maintained? <u>Office</u>	<input checked="" type="checkbox"/>	<input type="checkbox"/>
Does your company maintain a documented Hazard Communication Program that complies with GHS Labeling and Safety Data Sheets (SDS)? [8 CCR §5194] If yes, where is the documentation maintained? <u>Office</u>	<input checked="" type="checkbox"/>	<input type="checkbox"/>
Does your company maintain inspection records and written evidence that safety and health concerns have been reviewed and corrective actions taken? [LC§6401.7(b) and (D)] If yes, where is the documentation maintained? <u>Office</u>	<input checked="" type="checkbox"/>	<input type="checkbox"/>
Are procedures for communicating critical (hazardous) job activities (Job Safety Plan) written and reviewed with all employees and subcontractors? [LC 6401.7(a)(5)] If yes, where is the documentation maintained? <u>Office</u>	<input checked="" type="checkbox"/>	<input type="checkbox"/>
Does your company have a written accident investigation program in which all accidents/incidents (including those of subcontractors, if applicable) are investigated and corrective action implemented? [8CCR §3203(a)(5) and (b) or §1509] If yes, where is the documentation maintained? <u>Office</u>	<input checked="" type="checkbox"/>	<input type="checkbox"/>
Does your company have a written Emergency Action Plan that is communicated to employees and subcontractors? (i.e., medical, fire, chemical spills, etc.)? [8 CCR §3220] If yes, where is the documentation maintained? <u>Office</u>	<input checked="" type="checkbox"/>	<input type="checkbox"/>

**APPENDIX B: CONTINUED**

Is documentation on file and available for review to verify that training and safety meetings have been completed (and subcontractors, if applicable)? [LC §6401.7(c) and 8CCR §1509(e)]



If yes, where is the documentation maintained? Office

**Part 2 Continued: PROJECT SPECIFIC SAFETY PROGRAMS**

YES

NO

Do you have a written Confined Space Program that includes pre-entry monitoring, pre-entry permit, and employee training? [T8 CCR §5157]



If yes, where is the documentation maintained?

Do you have a written Electrical Safety Program? Can you provide documentation for employee training? [T8 CCR §2700 - §2989 and T8 CCR §2299 – §2599 and NFPA 70E]



If yes, where is the documentation maintained?

Do you have a written Fall Prevention Program that includes training and personal protective equipment? Can you provide documentation for employee training? [T8CCR §1671.1]



If yes, where is the documentation maintained?

Do you have a written Trenching/Excavation Program that includes employee training? [T8CCR §1541.1]



If yes, where is the documentation maintained?

Do you have a written Lockout/Tagout Program that includes employee training & documentation? [T8 CCR §3314(j)]



If yes, where is the documentation maintained?

Do you have a Hot Work Program that includes employee training & documentation? [T8 CCR 4848]



If yes, where is the documentation maintained?

Do you have a Traffic Control Program that includes employee training & documentation? [T8 CCR, Construction Safety Orders, Article 11, 1597 – 1599]



If yes, where is the documentation maintained?

Other applicable programs:



Comments:

Gigi Hurst

**Contractor Representative's Name (print)**

*Gigi Hurst*

Apr 13, 2025

**Contractor Representative's Signature**

**Date Signed:**

*A bidder's failure to respond affirmatively to the questions listed in the "Safety Program Section" of Appendix B that are applicable to the work shall be grounds for the District to reject the bid as non-responsive.*

OSHA's Form 300A (Rev. 01/2004)

# Summary of Work-Related Injuries and Illnesses

Year 20 22



U.S. Department of Labor  
Occupational Safety and Health Administration

Form approved OMB no. 1218-0176

All establishments covered by Part 1904 must complete this Summary page, even if no work-related injuries or illnesses occurred during the year. Remember to review the Log to verify that the entries are complete and accurate before completing this summary.

Using the Log, count the individual entries you made for each category. Then write the totals below, making sure you've added the entries from every page of the Log. If you had no cases, write "0."

Employees, former employees, and their representatives have the right to review the OSHA Form 300 in its entirety. They also have limited access to the OSHA Form 301 or its equivalent. See 29 CFR Part 1904.35, in OSHA's recordkeeping rule, for further details on the access provisions for these forms.

## Number of Cases

Total number of deaths	Total number of cases with days away from work	Total number of cases with job transfer or restriction	Total number of other recordable cases
<u>0</u>	<u>0</u>	<u>0</u>	<u>0</u>
(G)	(H)	(I)	(J)

## Number of Days

Total number of days away from work	Total number of days of job transfer or restriction
<u>0</u>	<u>0</u>
(K)	(L)

## Injury and Illness Types

Total number of ... (M)	
(1) Injuries	<u>0</u>
(2) Skin disorders	<u>0</u>
(3) Respiratory conditions	<u>0</u>
(4) Poisonings	<u>0</u>
(5) Hearing loss	<u>0</u>
(6) All other illnesses	<u>0</u>

Post this Summary page from February 1 to April 30 of the year following the year covered by the form.

Public reporting burden for this collection of information is estimated to average 38 minutes per response, including time to review the instructions, search and gather the data needed, and complete and review the collection of information. Persons are not required to respond to the collection of information unless it displays a currently valid OMB control number. If you have any comments about these estimates or any other aspect of this data collection, contact: US Department of Labor, OSHA Office of Statistical Analysis, Room N-3644, 200 Constitution Avenue, NW, Washington, DC 20210. Do not send the completed forms to this office.

## Establishment information

Your establishment name Habitat West, Inc.

Street 2067 Wineridge Pl Ste B

City Escondido State CA ZIP 92029

Industry description (e.g., *Manufacture of motor truck trailers*)  
Landscaping Services

Standard Industrial Classification (SIC), if known (e.g., *J715*)

OR

North American Industrial Classification (NAICS), if known (e.g., *336212*)

5 6 1 7 3 0

Employment information (If you don't have these figures, see the Worksheet on the back of this page to estimate.)

Annual average number of employees 22

Total hours worked by all employees last year 40568.30

## Sign here

Knowingly falsifying this document may result in a fine.

I certify that I have examined this document and that to the best of my knowledge the entries are true, accurate, and complete.

Laurie Dahlen Assistant  
760 735-9378  
Title \_\_\_\_\_ Date \_\_\_\_\_

# OSHA's Form 300A (Rev. 04/2004)

## Summary of Work-Related Injuries and Illnesses

**Note: You can type input into this form and save it.**  
Because the forms in this recordkeeping package are "fillable/writable" PDF documents, you can type into the input form fields and then save your inputs using the [Free Adobe PDF Reader](#).

Year 20 23



U.S. Department of Labor  
Occupational Safety and Health Administration

Form approved OMB no. 1213-0176

All establishments covered by Part 1904 must complete this Summary page, even if no work-related injuries or illnesses occurred during the year. Remember to review the Log to verify that the entries are complete and accurate before completing this summary.

Using the Log, count the individual entries you made for each category. Then write the totals below, making sure you've added the entries from every page of the Log. If you had no cases, write "0."

Employees, former employees, and their representatives have the right to review the OSHA Form 300 in its entirety. They also have limited access to the OSHA Form 301 or its equivalent. See 29 CFR Part 1904.35, in OSHA's recordkeeping rule, for further details on the access provisions for these forms.

Number of Cases			
Total number of deaths	Total number of cases with days away from work	Total number of cases with job transfer or restriction	Total number of other recordable cases
<u>0</u>	<u>0</u>	<u>1</u>	<u>0</u>
(G)	(H)	(I)	(J)

Number of Days	
Total number of days away from work	Total number of days of job transfer or restriction
<u>0</u>	<u>17</u>
(K)	(L)

Injury and Illness Types			
Total number of cases (M)			
(1) Injuries	<u>1</u>	(4) Poisonings	<u>0</u>
(2) Skin disorders	<u>0</u>	(5) Hearing loss	<u>0</u>
(3) Respiratory conditions	<u>0</u>	(6) All other illnesses	<u>0</u>

Post this Summary page from February 1 to April 30 of the year following the year covered by the form.

Public reporting burden for this collection of information is estimated to average 58 minutes per response, including time to review the instructions, search existing data sources, gather the data needed, and complete and review the collection of information. Persons are not required to respond to the collection of information unless it displays a currently valid OMB control number. If you have any comments about this estimate of burden, or any other aspect of this data collection, contact US Department of Labor, OSHA Office of Statistical Analysis, Room N-9644, 200 Constitution Avenue, NW, Washington, DC 20210. Do not send the completed forms to this office.

### Establishment information

Your establishment name Habitat West, Inc.  
Street 2067 Wineridge Pl., Suite B  
City Escondido State CA Zip 92029

Industry description (e.g., *Manufacture of motor truck trailers*)

Landscaping

North American Industrial Classification (NAICS), if known (e.g., 336212)

5 6 1 7 3 0

**Employment Information** (If you don't have these figures, see the Worksheet on the next page to estimate.)

Annual average number of employees 25  
Total hours worked by all employees last year 45,109.75

### Sign here

Knowingly falsifying this document may result in a fine.

I certify that I have examined this document and that to the best of my knowledge the entries are true, accurate, and complete.

Laurie Dahlen Title Assistant  
Company executive  
Phone 760-735-9378 Date 1/10/2024

Reset

OSHA's Form 300A (Rev. 01/2004)

# Summary of Work-Related Injuries and Illnesses

Year 2024



U.S. Department of Labor  
Occupational Safety and Health Administration  
Form approved OMB no. 1218-0176

All establishments covered by Part 1904 must complete this Summary page, even if no work-related injuries or illnesses occurred during the year. Remember to review the Log to verify that the entries are complete and accurate before completing this summary.

Using the Log, count the individual entries you made for each category. Then write the totals below, making sure you've added the entries from every page of the Log. If you had no cases, write "0."

Employees, former employees, and their representatives have the right to review the OSHA Form 300 in its entirety. They also have limited access to the OSHA Form 301 or its equivalent. See 29 CFR Part 1904.35, in OSHA's recordkeeping rule, for further details on the access provisions for these forms.

## Number of Cases

Total number of deaths

0

(G)

Total number of cases with days away from work

0

(H)

Total number of cases with job transfer or restriction

1

(I)

Total number of other recordable cases

0

(J)

## Number of Days

Total number of days away from work

0

(K)

Total number of days of job transfer or restriction

57

(L)

## Injury and Illness Types

Total number of ...

(M)

(1) Injuries

1

(4) Poisonings

\_\_\_\_\_

(5) Hearing loss

\_\_\_\_\_

(2) Skin disorders

\_\_\_\_\_

(6) All other illnesses

\_\_\_\_\_

(3) Respiratory conditions

\_\_\_\_\_

Post this Summary page from February 1 to April 30 of the year following the year covered by the form.

Public reporting burden for this collection of information is estimated to average .38 minutes per response, including time to review the instructions, search and gather the data needed, and complete and review the collection of information. Persons are not required to respond to the collection of information unless it displays a currently valid OMB control number. If you have any comments about these estimates or any other aspects of this data collection, contact: US Department of Labor, OSHA Office of Statistical Analysis, Room N-3644, 200 Constitution Avenue, NW, Washington, DC 20210. Do not send the completed forms to this office.

## Establishment information

Your establishment name

Habitat West Inc

Street

2067 Wineridge Place Ste B

City

Escondido

State

CA

ZIP

92029

Industry description (e.g., Manufacture of motor truck trailers)

Landscaping

Standard Industrial Classification (SIC), if known (e.g., 3715)

OR

North American Industrial Classification (NAICS), if known (e.g., 336212)

561730

Employment information (If you don't have these figures, see the Worksheet on the back of this page to estimate.)

Annual average number of employees

25

Total hours worked by all employees last year

46,772.75

Sign here

Knowingly falsifying this document may result in a fine.

I certify that I have examined this document and that to the best of my knowledge the entries are true, accurate, and complete.

PAULINE STEWART

Company executive

Title

760.735-9378

Accountant

Phone

Date



## **HABITAT WEST SAFETY MANUAL**

*Habitat West's complete 320-page Safety Manual may be found on the flash drive that accompanies this proposal, due to the length of the document. The statement below is an excerpt from our manual.*

### **Safety and Health Policy Statement**

It is the policy of Habitat West, Inc. to provide a work environment that is inherently safe. The safety and health of our employees is of primary importance as they are our most important resource. Safety takes a commitment from all personnel within our organization. Habitat West, Inc. has developed a comprehensive safety program that addresses specific safety concerns and provides guidance for the performance of our individual job tasks within the framework of appropriate Occupational Safety & Health Administration (OSHA) standards.

There also may be times when Habitat West, Inc. requires its employees to meet safety policies that are specific to our company. If we implement these additional policies, they must have more stringent safety requirements than what OSHA has developed. These policies can be found listed in the Safety Program Addendum at the end of this safety program when applicable.

All employees will receive interactive safety training using the information contained in this safety program. For this training, we may have safety meetings, on-the-job training, on-line courses, formal instruction, and/or any other relevant methods needed. Safety training needs will be identified by continual reassessment of work methods, equipment, and work stations; as well as employee and management input. Frequent and regular workplace inspections will be conducted by supervisory personnel and/or other competent persons. Employees in violation of the established safety procedures of Habitat West, Inc. will be subject to our disciplinary procedures.

Observation of unsafe acts will be addressed immediately. At every workplace, there will be a competent person, by virtue of training or experience, who will have the authority to stop work. Additionally, all employees have stop work authority for their immediate task if they are aware of a safety hazard that cannot be immediately corrected. If an employee stops work for an unresolved safety hazard, the supervisor will be contacted immediately.

Equipment operator/owner manuals will be readily available and the safety procedures contained therein will be followed. Equipment will be inspected prior to use and, if defective, tagged out of service. Manufacturer's warning labels on all equipment will not be removed, painted over or defaced. Emergency medical response will be available at the workplace either by an emergency rescue service within reasonable distance, by time, or an assigned emergency responder.

Safety requires not only that each person understand and perform individual tasks in a safe manner, but also that each individual is aware of his surroundings and is actively involved in the safety of others. Each Employee is encouraged to contact their supervisor immediately should a safety or health risk exist so that corrective action may be taken immediately.

## **QUALIFY CONTROL PLAN**

Habitat West quality control plan is a proven check and balance system that we have utilized on OCWD contracts for many years. The start of each project or task begins with a request from OCWD staff or a suggestion from our Superintendent Jim Corbett to Principal Environmental Specialist David McMichael on an area of concern pertaining to one of the restoration sites, administration facilities, or trail systems. Next Mr. Corbett visits the site to create an action plan and the methodology that will be used to complete the task. Then Mr. Corbett will brief our two foreman Jorge Torres and Ramon Camacho each with 15 years of experience working on OCWD sites, on the objective of the task, methodology to be used, tools that will be required to complete the job, any safety concerns, and the completion timeframe. As the project is being performed by our well-trained experience staff, all activities are being supervised by our foreman with additional regular site visits from Mr. Corbett to assure the highest quality service is being provided

to the client. Mr. Corbett provides daily updates including photos showing progress and any deviations from the original plan to OCWD staff to assure that all objectives are being achieved in a cost-effective manner. When the task is complete a site walk is conducted by Mr. Corbett and both foremen to assure all task were completed as specified. If any deficiencies are noted crews are directed to correct them before moving on to the next task. Finally, OCWD staff are provided with the projected completion date and time to provide an opportunity for a final site walk and inspection. In addition, all activities performed are documented in detailed monthly reports and daily logs provided by Mr. Corbett to OCWD Principal Environmental Specialist.

#### **Statement of Insurance Compliance**

Habitat West will meet the insurance requirements listed in Exhibit C, Services Agreement, and will provide OCWD with the associated forms and documentation upon request.

#### **Acceptance of OCWD Standard Contract Requirements**

Habitat West accepts the following requirements as stated in the RFQ: *The proposed Agreement awardee shall request any changes to the OCWD template Agreement provided in Exhibit D, which OCWD will not ordinarily modify absent strong cause, within ten (10) calendar days of receipt of OCWD's Notice of Intent to award letter. If there is no request for modification of template Agreement language within 10 days of award notification, the awardee must accept and digitally sign the Service Agreement as is with no exceptions and provide applicable Insurance Certificate(s) with required the endorsements within 10 calendar days of the Notice of Agreement award. Failure to abide by this limitation is a basis for OCWD to rescind the proposed award and award to a different vendor and could result in a vendor being excluded from future procurement opportunities.*

#### **Acceptance of Billing Requirements**

Habitat West accepts the requirements specified here. At a minimum, our invoices shall include the Purchase Order Number, Agreement Number, and the itemized summary of each authorized Work Order Number of project tasks along with the names of persons, their job titles, the hours worked, hourly billing rates, and a project schedule included to track project costs on a resource loaded schedule. We comply with all reporting requirements. We understand that failure to satisfy the reporting requirements may result in rejection, payment delay, or short pay of the invoices submitted to OCWD for payment.

#### **Conflict of Interest**

Habitat West, its employees or firms employed by or associated with our company, do not have a conflict of interest with the Project. We will exercise reasonable efforts to prevent any actions or conditions that could result in a conflict of interest and shall include, but is not limited to, establishing precautions to prevent its employees or agents from making, receiving, providing in, or offering gifts, entertainment, payments, loans, or other considerations which could be deemed to appear to influence individuals to act contrary to the best interest of the District. If a potential conflict of interest is identified in any form, Habitat West shall inform the District immediately. We understand that our company would be subject to disqualification on the basis of a conflict of interest as determined by OCWD. By submitting this SOQ, we are confirming that we do not have a conflict of interest with the Project.

#### **Statement of Equal Opportunity/Affirmative Action**

Habitat West shall not discriminate in the employment of persons on the work because of race, religious creed, color, national origin, ancestry, physical handicap, medical condition, marital status, sexual preference or sex of such persons except as permitted by Section 12940 of the California Government Code.

---

END OF ADDENDUM

---

**MANDATORY FORM**

ACKNOWLEDGE RECEIPT OF ADDENDUM NO. 1

**REQUEST FOR PROPOSAL FOR  
HABITAT RESTORATION SERVICES IN PRADO  
AND ORANGE COUNTY FACILITIES  
(RFP-24-016)**

4/11/25

Proposer shall acknowledge receipt of this addendum by detaching, signing and attaching to his/her proposal, one (1) copy of this sheet.

I, Gigi Hurst , of Habitat West, inc.

Name of Proposer, Company Name

2067 Wineridge place, Suite B Escondido ca 92029

Address, City, State, Zip

Hereby acknowledge receipt of Addendum No. 1 to the **Request for Proposal for Habitat Restoration Services In Prado And Orange County Facilities (RFP-24-016)** and have considered these revisions in the preparation of my proposal. This addendum, consisting of this acknowledgement, shall become a part of any contract made pursuant thereto.



\_\_\_\_\_  
Proposer's Signature

Gigi Hurst

\_\_\_\_\_  
Printed Proposer's Name

04/14/2025

\_\_\_\_\_  
Date



## CURRENT REFERENCES

---

**Reference:** Cort Distanislao, Senior Environmental Resources Specialist  
**Company:** OC Public Works  
**Phone:** (714) 955-0263  
**Email:** cort.distanislao@ocpw.ocgov.com  
**Recent**  
**Projects:** Peters Canyon Mitigation Project, Laguna Canyon Mitigation Project, Alton Mitigation, Serrano Creek

---

**Reference:** Richard Lewis, Senior Project Manager  
**Company:** Psomas, Environmental Planning & Resource Management  
**Phone:** (626) 808-5247  
**Email:** Richard.lewis@psomas.com  
**Recent**  
**Projects:** Alton Off-Site Mitigation Project, Alton Mitigation Project

---

**Reference:** Robert Mackie, Senior Environmental Resource Specialist  
**Company:** County of Orange Public Works  
**Phone:** (714) 667-9708  
**Email:** Robert.Mackie@ocpw.ocgov.com  
**Recent**  
**Projects:** La Pata Extension Off-Site Mitigation, Santa Ana River - Reach 9, Phase 5

---

**Reference:** Justin Wood, Senior Biologist  
**Company:** Aspen Environmental Group  
**Phone:** (818) 597-3407  
**Email:** jwood@aspeneg.com  
**Recent**  
**Project:** Mojave River Restoration Site

---



## AGENDA ITEM SUBMITTAL

**Meeting Date:** May 15, 2025

**To:** Administration/Finance Issues Cte.  
Board of Directors

**From:** John Kennedy

**Budgeted:** Yes

**Budgeted Amount:** \$500,000 FY25-26

**Cost Estimate:** \$500,000 annually

**Program/Line-Item No.:** 1034.51202

**Funding Source:** General Fund

**General Counsel Approval:** N/A

**CEQA Compliance:** N/A

**Staff Contact:** B. Lomeli/P. Bouyounes/S. Dosier

**Subject:** AGREEMENT TO PACWEST FOR DISTRICT SECURITY SERVICES

### SUMMARY

On May 17, 2023, the District amended Agreement No. 1496 with PACWEST to extend security services at all District locations and facilities for an additional year. Over the past two years, PACWEST has consistently delivered reliable service and demonstrated responsiveness to all additional requests from District staff. Based on their performance and proven dependability, staff recommends extending the agreement for an additional three-year term.

### RECOMMENDATION

Agendize for May 21 Board meeting: Authorize amendment to Agreement No. 1496 to PacWest Security Services for three years for the amount of \$499,825.82 for the period of June 15, 2025, through June 15, 2026, \$522,738.82 for the period of June 15, 2026, through June 15, 2027, and \$547,539.63 for the period of June 15, 2027 through June 15, 2028.

### BACKGROUND/ANALYSIS

On May 17, 2023, the Board approved an amendment to Agreement No. 1496 to renew the contract with PACWEST Security for an additional year. Since then, PACWEST has continued to deliver outstanding performance at both the Anaheim and Fountain Valley locations. PACWEST provides coverage at Fountain Valley from 6 am to 6 pm, Monday through Friday and 6:00 am to 08:00 pm on Board nights, and 24-hour coverage at Field Headquarters. The company has been highly responsive to all alarms and consistently provides detailed, thorough incident reports. Their personnel have proven effective in addressing challenges related to homelessness along the river and at various well sites.

PACWEST has also demonstrated a strong commitment to staff safety by dependably accompanying personnel to monitoring wells and other locations identified as potential security concerns. Additionally, they have accommodated all last-minute requests for extra security services — including weekend tours, special events, and after-hours functions — promptly and efficiently.

Due to rising costs associated with fuel, minimum wage increases, and higher benefit expenses, there is an increase in the proposed contract rates for the upcoming years.

Staff recommends renewing the contract with PACWEST for a three-year term, with the following annual amounts:

- \$499,825.82 for the period of June 15, 2025, through June 15, 2026
- \$522,738.82 for the period of June 15, 2026, through June 15, 2027
- \$547,539.63 for the period of June 15, 2027, through June 15, 2028

#### **PRIOR RELEVANT BOARD ACTION(S)**

06/19/24 R24-6-72 - Issuance of an amendment to Agreement No. 1496 to PacWest Security Services is authorized for an amount not to exceed \$454,000.00 to provide protective guard services at the OCWD Fountain Valley campus and all OCWD field locations for the period of June 17, 2024, through June 15, 2025.

05/17/23 R23-5-68 - Issuance of an amendment to Agreement No. 1496 to PacWest Security Services is authorized for an amount not to exceed \$415,582.99 to provide protective guard services at the OCWD Fountain Valley campus and all OCWD field locations for the period of June 15, 2023, through June 15, 2024.

04/20/22 R22-4-51- Authorize issuance of Agreement to PACWEST., for an amount not to exceed \$395,000 for a period of one year commencing June 15, 2022, with an option to renew for two years under the same terms and conditions.



## AGENDA ITEM SUBMITTAL

**Meeting Date:** May 15, 2025

**To:** Administration/Finance Issues Cte.  
Board of Directors

**From:** John Kennedy

**Staff Contact:** B. Dosier

**Budgeted:** Yes

**Budget Amount:** \$80,000

**Cost Estimate:** \$260,658 (\$86,886 per year)

**Funding Source:** General Fund

**Program/Line Item No.:** 1016.51510

**Engineers/Feasibility Report:** N/A

**CEQA Compliance:** N/A

**Subject:     **AGREEMENT WITH SHI INTERNATIONAL CORPORATION FOR  
MICROSOFT LICENSING, PRODUCTS AND SERVICES****

---

### SUMMARY

District staff uses Microsoft Corporation (MS) software, including MS Office 365 (O365) subscription licenses for email, secure file sharing, communication services and desktop applications, as well as other vital software used throughout the District. The licenses ensure the software is continually supported with updates, patches and related services to maximize functionality and information security. To continue using the O365 software, the District needs to renew its subscription services before they expire on July 31, 2025.

#### Attachment(s):

- SHI International Corporation Quotation dated 4/25/2025
- Insight Public Sector Quotation dated 5/1/2025
- Liftoff, LLC Quotation dated 4/7/2025

### RECOMMENDATION

Agendize for May 21 Board meeting:

- 1) Approve the purchase of Microsoft subscription licenses, products and services from SHI International Corp. under the County of Riverside Agreement ITARC-00929 in the amount of \$260,658 (\$86,886 per year) for a term of three years commencing August 1, 2025 and authorize the General Manager to execute corresponding agreements with SHI and Microsoft Corporation, subject to legal counsel review; and
- 2) Authorize the General Manager approve amendments of up to 10% of the contract value.

### BACKGROUND/ANALYSIS

The District currently licenses MS software to meet its daily operating needs and business functions, primarily licensing O365 subscription licenses and other MS software for all District employees. O365 consists of MS Exchange Online (for email and calendar services), MS Word, MS Excel, MS PowerPoint, MS Access, MS Teams for communications and telephone services, MS OneDrive and MS SharePoint for file sharing services, as well as other utility

and security services.

Over the years, the District has licensed the O365 and other Microsoft subscription licenses through Liftoff, LLC, and has purchased other MS licensing through various vendors as the need occurred. The subscription licenses ensure the software is continually supported with updates, patches and related services to maximize functionality and information security. The current subscription licenses end on July 31, 2025 and are due for renewal.

O365 has proven to be reliable and robust and brings with it many advantages of the Microsoft cloud, including universal access and the ability to take advantage of Microsoft's considerable infrastructure. These licenses provide staff access to O365 applications in Microsoft's Office 365 US Government Community Cloud (GCC). Microsoft created the GCC plan to provide high-level security for public agencies. The GCC stores content in Microsoft's government data center servers that are physically located in the United States and segregated from commercial businesses O365 services.

Using O365 provides a number of benefits. It allows the District to benefit from Microsoft's platform products seamlessly on an ongoing basis and ensures that the District has access to the latest software version. O365 uses cloud-based services, thus reducing both hardware and software maintenance and replacement costs. O365 also provides eDiscovery and multi-mailbox search functions that helps staff perform Public Record Request email search queries. Security features in O365 includes resiliency and recoverability for email and file sharing data in the cloud, high-level encryption on all email content with built-in anti-spam and anti-malware, and continuous email access even in the event of disruption to the District's network.

On April 16, 2024, the County of Riverside issued a Request for Quotes (RFQ) for Microsoft Enterprise Licensed Support Providers. The County received seven quotes from qualified vendors, including SHI and Insight, of which SHI offered the best price. On September 10, 2024, the County of Riverside executed an agreement with SHI for a three-year period ending October 31, 2027, with an option to renew for an additional three-year period ending on October 31, 2030. The LSP agreement allows other public agencies, such as the District, to purchase MS Products and Services at a discounted price by taking advantage of volume pricing and locking in longer terms. The County's previous similar contract was used by over 900 government agencies who benefited from lower rates, as well as an agreement covering comprehensive products and services.

Staff solicited three (3) quotes for O365 subscription licenses, and additional MS software subscriptions used by District staff from three (3) authorized Microsoft Licensing Solution Providers (LSP):

	<u>LSP</u>	<u>Annual Cost</u>	<u>3-year Cost</u>
1.	SHI	\$86,886	\$260,658
2.	Insight	\$87,469	\$262,407
3.	Liftoff	\$92,922	\$278,766 (estimated)

SHI and Insight provided the lowest cost through their MS LSP agreements. Under the MS LSP agreement, pricing is fixed during the agreement period. Staff also requested a quote

from Liftoff as the District has previously purchased O365 subscription licensing from them. Although Liftoff does not have an MS LSP agreement with the County of Riverside, they did provide a discounted quote.

Because SHI has the lowest price quoted, staff recommends moving forward with SHI.

Staff recommends acquiring MS licensing, products and services by using the competitively bid Riverside LSP Agreement ITARC-00929 with SHI as they provided the lowest quote, and it is the most cost-effective option in the amount of \$260,658 for a three-year period commencing August 1, 2025, payable annually (\$86,886) and authorize the General Manager to execute corresponding agreements with SHI and Microsoft Corporation, subject to legal counsel review. Additionally, as the District may have additional MS software requirements that arise during the term of the agreement, staff recommends authorizing the General Manager to approve amendments to the agreement of up to 10% of the contract value.

This fiscal year's (2024/25) Information Services (IS) General Fund budget includes \$80,000 for O365 subscription licensing as well as funding of up to \$55,000 for additional software purchases and \$15,000 for online services. Next fiscal year's (2025-2026) IS General Fund budget includes \$82,000 for O365 subscription licensing as well as funding of up to \$50,000 for additional software purchases and another \$15,000 for online services and would be budgeted for the subsequent fiscal year (2026-2027) as appropriate and with budget approval by the Board of Directors. Where feasible and/or necessary, MS products would be purchased using the agreement during its term.

Staff recommends acquiring MS licensing, products and services by using the competitively bid Riverside LSP Agreement ITARC-00929 with SHI as they provided the lowest quote, and it is the most cost-effective option in the amount of \$260,658 for a three-year period commencing August 1, 2025, payable annually (\$86,886) and authorize the General Manager to execute corresponding agreements with SHI and Microsoft Corporation, subject to legal counsel review. Additionally, as the District may have additional MS software requirements that arise during the term of the agreement, such as potentially increasing the number or type of O365 licenses, increasing MS Teams telephony licensing, or upgrading file servers software, staff recommends authorizing the General Manager to approve amendments to the agreement of up to 10% of the contract value.

#### **PRIOR RELEVANT BOARD ACTION(S): N/A**

May 18, 2022, R22-5-66 – Approved Purchase Order to Liftoff LLC for Microsoft Office 365 annual software subscription licenses in an amount not to exceed \$69,061 commencing August 1, 2022, execution by the General Manager of the corresponding agreements, and authorized two additional annual renewals, not to exceed a 5% increase per year.

June 20, 2020, R20-6-78 – Approved Purchase Order to Liftoff LLC for Microsoft Office 365 annual software subscription licenses in an amount not to exceed \$61,139 commencing August 1, 2020, execution by the General Manager of the corresponding agreements, and authorized two additional annual renewals, not to exceed a 5% increase per year.





Pricing Proposal  
Quotation #: 26120443  
Reference #: NNEA  
Created On: 4/25/2025  
Valid Until: 5/25/2025

## Orange County Water District

### Alexander Karpuhin

PO 20845  
Fountain Valley, CA 92708  
United States  
Phone: (714) 378-3373  
Fax:  
Email: akarpuhin@ocwd.com

## Microsoft Inside Account Manager

### Aidan FitzGerald

290 Davidson Ave  
Somerset, NJ 08873  
Phone: 732-652-6371  
Fax:  
Email: aidan\_fitzgerald@shi.com

All Prices are in US Dollar (USD)

Product	Qty	Your Price	Total
1 M365 G5 GCC Sub Per User Microsoft - Part#: AAL-45735 Contract Name: County of Riverside - Microsoft Contract #: ITARC-00929 <b>Note:</b> Year 1	5	\$608.54	\$3,042.70
2 O365 G3 GCC Sub Per User Microsoft - Part#: AAA-11894 Contract Name: County of Riverside - Microsoft Contract #: ITARC-00929 <b>Note:</b> Year 1	250	\$245.55	\$61,387.50
3 Entra ID P2 Gov Sub Per User Microsoft - Part#: MQN-00001 Contract Name: County of Riverside - Microsoft Contract #: ITARC-00929 <b>Note:</b> Year 1	1	\$81.65	\$81.65
4 Defender O365 P1 GCC Sub Per User Microsoft - Part#: 3GU-00001 Contract Name: County of Riverside - Microsoft Contract #: ITARC-00929 <b>Note:</b> Year 1	10	\$18.20	\$182.00
5 EOA Exchange Online GCC Sub Per User Microsoft - Part#: 4ES-00001 Contract Name: County of Riverside - Microsoft Contract #: ITARC-00929 <b>Note:</b> Year 1	10	\$28.15	\$281.50
6 Exchange Online P1 GCC Sub Per User Microsoft - Part#: 3MS-00001 Contract Name: County of Riverside - Microsoft Contract #: ITARC-00929 <b>Note:</b> Year 1	10	\$36.27	\$362.70

7	M365 Copilot GCC Sub Add-on Microsoft - Part#: EP2-24658 Contract Name: County of Riverside - Microsoft Contract #: ITARC-00929 <b>Note:</b> Year 1	10	\$363.96	\$3,639.60
8	O365 Extra File Storage GCC Sub Add-on Extra Storage 1 GB Microsoft - Part#: M9T-00002 Contract Name: County of Riverside - Microsoft Contract #: ITARC-00929 <b>Note:</b> Year 1	4000	\$2.18	\$8,720.00
9	Visio P2 GCC Sub Per User Microsoft - Part#: P3U-00001 Contract Name: County of Riverside - Microsoft Contract #: ITARC-00929 <b>Note:</b> Year 1	12	\$136.12	\$1,633.44
10	Power Automate GCC Sub Per User Microsoft - Part#: SFR-00001 Contract Name: County of Riverside - Microsoft Contract #: ITARC-00929 <b>Note:</b> Year 1	3	\$160.14	\$480.42
11	Power BI Premium USL GCC Sub Per User Microsoft - Part#: 6U1-00004 Contract Name: County of Riverside - Microsoft Contract #: ITARC-00929 <b>Note:</b> Year 1	7	\$181.49	\$1,270.43
12	Teams AC with Dial Out US/CA GCC Sub Add-on Microsoft - Part#: NYH-00001 Contract Name: County of Riverside - Microsoft Contract #: ITARC-00929 <b>Note:</b> Year 1	250	\$0.00	\$0.00
13	Teams Phone Standard GCC Sub Per User Microsoft - Part#: LK9-00003 Contract Name: County of Riverside - Microsoft Contract #: ITARC-00929 <b>Note:</b> Year 1	70	\$72.55	\$5,078.50
14	Teams Shared Devices GCC Sub Per Device Microsoft - Part#: KXJ-00001 Contract Name: County of Riverside - Microsoft Contract #: ITARC-00929 <b>Note:</b> Year 1	10	\$72.55	\$725.50
			Total	\$86,885.94

#### Additional Comments

Due to the potential impact of any current or future tariffs, the price and availability of hardware items on this quote may be subject to change.

Thank you for choosing SHI International Corp! The pricing offered on this quote proposal is valid through the expiration date listed above. To ensure the best level of service, please provide End User Name, Phone Number, Email Address and applicable Contract Number when submitting a Purchase Order. For any additional information including Hardware, Software and Services Contracts, please contact an SHI Inside Sales Representative at (888) 744-4084. SHI International Corp. is 100% Minority Owned, Woman

Owned Business. TAX ID# 22-3009648; DUNS# 61-1429481; CCR# 61-243957G; CAGE 1HTF0

Year 1 \$86,885.94

Year 2 \$86,885.94

Year 3 \$86,885.94

Total 260,657.82

---

*The products offered under this proposal are resold in accordance with the terms and conditions of the Contract referenced under that applicable line item.*



## Orange County Water District

## Preliminary Quote

**Quotation:** 0425-Orange County Water DistrictV2-MSEA-DSG  
**Date:** April 10, 2025  
**Enrollment:** New  
**Contract:** ITARC-00930

Subscription Start Date: **7/1/2025**  
 Subscription End Date: **6/30/2028**

Year One: 12 Months

Part Number	Item Name	Level	Purchase Period	Pool	Product Type	Quantity	Term Price	Extended Price
<b>Enterprise Products</b>								
AAL-45735	M365 G5 GCC Sub Per User	D	Non-Specific	Servers	Monthly Subscriptions-VolumeLicense	5	\$612.45	\$ 3,062.25
AAA-11894	O365 G3 GCC Sub Per User	D	Non-Specific	Servers	Monthly Subscriptions-VolumeLicense	250	\$247.13	\$ 61,782.50
<b>Additional Products</b>								
3GU-00001	Defender O365 P1 GCC Sub Per User	D	Non-Specific	Applications	Monthly Subscriptions-VolumeLicense	10	\$18.32	\$ 183.20
MQN-00001	Entra ID P2 Gov Sub Per User	D	Non-Specific	Servers	Monthly Subscriptions-VolumeLicense	1	\$82.17	\$ 82.17
4ES-00001	EOA Exchange Online GCC Sub Per User	D	Non-Specific	Servers	Monthly Subscriptions-VolumeLicense	10	\$28.33	\$ 283.30
3MS-00001	Exchange Online P1 GCC Sub Per User	D	Non-Specific	Servers	Monthly Subscriptions-VolumeLicense	10	\$36.51	\$ 365.10
EP2-24658	M365 Copilot GCC Sub Add-on	D	Non-Specific	Servers	Monthly Subscriptions-VolumeLicense	10	\$366.30	\$ 3,663.00
M9T-00002	O365 Extra File Storage GCC Sub Add-on Extra Storage 1 GB	D	Non-Specific	Servers	Monthly Subscriptions-VolumeLicense	4000	\$2.20	\$ 8,800.00
SFR-00001	Power Automate GCC Sub Per User	D	Non-Specific	Servers	Monthly Subscriptions-VolumeLicense	3	\$161.17	\$ 483.51
6U1-00004	Power BI Premium USL GCC Sub Per User	D	Non-Specific	Servers	Monthly Subscriptions-VolumeLicense	7	\$182.66	\$ 1,278.62
NYH-00001	Teams AC with Dial Out US/CA GCC Sub Add-on	D	Non-Specific	Servers	Monthly Subscriptions-VolumeLicense	250	\$0.00	\$ -
LK9-00003	Teams Phone Standard GCC Sub Per User	D	Non-Specific	Servers	Monthly Subscriptions-VolumeLicense	70	\$73.02	\$ 5,111.40
KXJ-00001	Teams Shared Devices GCC Sub Per Device	D	Non-Specific	Servers	Monthly Subscriptions-VolumeLicense	10	\$73.02	\$ 730.20
P3U-00001	Visio P2 GCC Sub Per User	D	Non-Specific	Non-Specific	Monthly Subscriptions-VolumeLicense	12	\$137.00	\$ 1,644.00
12 Month Total:							\$	87,469.25

Year Two: 12 Months

<b>Enterprise Products</b>								
AAL-45735	M365 G5 GCC Sub Per User	D	Non-Specific	Servers	Monthly Subscriptions-VolumeLicense	5	\$612.45	\$ 3,062.25
AAA-11894	O365 G3 GCC Sub Per User	D	Non-Specific	Servers	Monthly Subscriptions-VolumeLicense	250	\$247.13	\$ 61,782.50
<b>Additional Products</b>								
3GU-00001	Defender O365 P1 GCC Sub Per User	D	Non-Specific	Applications	Monthly Subscriptions-VolumeLicense	10	\$18.32	\$ 183.20
MQN-00001	Entra ID P2 Gov Sub Per User	D	Non-Specific	Servers	Monthly Subscriptions-VolumeLicense	1	\$82.17	\$ 82.17
4ES-00001	EOA Exchange Online GCC Sub Per User	D	Non-Specific	Servers	Monthly Subscriptions-VolumeLicense	10	\$28.33	\$ 283.30
3MS-00001	Exchange Online P1 GCC Sub Per User	D	Non-Specific	Servers	Monthly Subscriptions-VolumeLicense	10	\$36.51	\$ 365.10
EP2-24658	M365 Copilot GCC Sub Add-on	D	Non-Specific	Servers	Monthly Subscriptions-VolumeLicense	10	\$366.30	\$ 3,663.00
M9T-00002	O365 Extra File Storage GCC Sub Add-on Extra Storage 1 GB	D	Non-Specific	Servers	Monthly Subscriptions-VolumeLicense	4000	\$2.20	\$ 8,800.00
SFR-00001	Power Automate GCC Sub Per User	D	Non-Specific	Servers	Monthly Subscriptions-VolumeLicense	3	\$161.17	\$ 483.51
6U1-00004	Power BI Premium USL GCC Sub Per User	D	Non-Specific	Servers	Monthly Subscriptions-VolumeLicense	7	\$182.66	\$ 1,278.62
NYH-00001	Teams AC with Dial Out US/CA GCC Sub Add-on	D	Non-Specific	Servers	Monthly Subscriptions-VolumeLicense	250	\$0.00	\$ -
LK9-00003	Teams Phone Standard GCC Sub Per User	D	Non-Specific	Servers	Monthly Subscriptions-VolumeLicense	70	\$73.02	\$ 5,111.40
KXJ-00001	Teams Shared Devices GCC Sub Per Device	D	Non-Specific	Servers	Monthly Subscriptions-VolumeLicense	10	\$73.02	\$ 730.20
P3U-00001	Visio P2 GCC Sub Per User	D	Non-Specific	Non-Specific	Monthly Subscriptions-VolumeLicense	12	\$137.00	\$ 1,644.00
12 Month Total:							\$	87,469.25

Year Three: 12 Months

<b>Enterprise Products</b>								
AAL-45735	M365 G5 GCC Sub Per User	D	Non-Specific	Servers	Monthly Subscriptions-VolumeLicense	5	\$612.45	\$ 3,062.25
AAA-11894	O365 G3 GCC Sub Per User	D	Non-Specific	Servers	Monthly Subscriptions-VolumeLicense	250	\$247.13	\$ 61,782.50
<b>Additional Products</b>								
3GU-00001	Defender O365 P1 GCC Sub Per User	D	Non-Specific	Applications	Monthly Subscriptions-VolumeLicense	10	\$18.32	\$ 183.20
MQN-00001	Entra ID P2 Gov Sub Per User	D	Non-Specific	Servers	Monthly Subscriptions-VolumeLicense	1	\$82.17	\$ 82.17
4ES-00001	EOA Exchange Online GCC Sub Per User	D	Non-Specific	Servers	Monthly Subscriptions-VolumeLicense	10	\$28.33	\$ 283.30
3MS-00001	Exchange Online P1 GCC Sub Per User	D	Non-Specific	Servers	Monthly Subscriptions-VolumeLicense	10	\$36.51	\$ 365.10
EP2-24658	M365 Copilot GCC Sub Add-on	D	Non-Specific	Servers	Monthly Subscriptions-VolumeLicense	10	\$366.30	\$ 3,663.00
M9T-00002	O365 Extra File Storage GCC Sub Add-on Extra Storage 1 GB	D	Non-Specific	Servers	Monthly Subscriptions-VolumeLicense	4000	\$2.20	\$ 8,800.00
SFR-00001	Power Automate GCC Sub Per User	D	Non-Specific	Servers	Monthly Subscriptions-VolumeLicense	3	\$161.17	\$ 483.51
6U1-00004	Power BI Premium USL GCC Sub Per User	D	Non-Specific	Servers	Monthly Subscriptions-VolumeLicense	7	\$182.66	\$ 1,278.62
NYH-00001	Teams AC with Dial Out US/CA GCC Sub Add-on	D	Non-Specific	Servers	Monthly Subscriptions-VolumeLicense	250	\$0.00	\$ -
LK9-00003	Teams Phone Standard GCC Sub Per User	D	Non-Specific	Servers	Monthly Subscriptions-VolumeLicense	70	\$73.02	\$ 5,111.40
KXJ-00001	Teams Shared Devices GCC Sub Per Device	D	Non-Specific	Servers	Monthly Subscriptions-VolumeLicense	10	\$73.02	\$ 730.20
P3U-00001	Visio P2 GCC Sub Per User	D	Non-Specific	Non-Specific	Monthly Subscriptions-VolumeLicense	12	\$137.00	\$ 1,644.00
12 Month Total:							\$	87,469.25

**36 Month Total:** \$ 262,407.75



## QUOTE

as of 4/7/2025

**Bill to:**

Orange County Water District, CA  
18700 Ward Street  
Fountain Valley, CA 92708

**Ship to:**

Orange County Water District, CA  
18700 Ward Street  
Fountain Valley, CA 92708

**Reseller (Remit To):**

LiftOff LLC  
Attn: Ron Braatz  
1667 Patrice Circle  
Crofton, MD 21114

**Terms:**

Due on Receipt

**Payment Options:**

ACH Payment (preferred) or check

**Quote Description**

G SKU Item Name	Part Number	Term in Months	Price/User/ Month	Licenses	Cost/Year
M365 Plan G5	AAL-45735	12	62.70	5	\$3,762.00
Office 365 Plan G3 GCC	AAA-11894	12	23.00	250	\$69,000.00
O365 Defender Plan 1 GCC	3GU-00001	12	2.00	10	\$240.00
Exchange Online Plan 1 GCC	3MS-00001	12	4.00	10	\$480.00
ExchangeOnlineArchiving GCC	4ES-00001	12	3.00	10	\$360.00
Visio Online Plan 2 GCC	P3U-00002	12	15.00	12	\$2,160.00
Entra ID P2 GCC	MQN-00001	12	8.50	1	\$102.00
Teams Phone Standard GCC	LK9-00003	12	7.48	70	\$6,283.20
Power Automate Premium GCC	SFR-00001	12	15.00	3	\$540.00
Power BI Premium GCC	6U1-00004	12	20.00	7	\$1,680.00
M365 Copilot GCC	EP2-24658	12	37.50	10	\$4,500.00
Extra File Storage – 1 GB GCC	M9T-00002	12	0.30	4,000 GB	\$14,400.00
Teams Shared Devices GCC	KXJ-00001	12	7.50	10	\$900.00
LiftOff licensing benefit discount for excluding AD Connect support and re-installations	-	-	-	-	<b>-\$11,484.79</b>

---

**Total: \$92,922.41**

**\*LIFTOFF LICENSING BENEFITS:** As a valued licensing customer, LiftOff offers you a range of free, ongoing services to your organization. This includes: Access to our library of Office 365 Admin best practice documents, our library of end-user training videos, AD Connect support including re-installations and troubleshooting, invitations to our Office 365 Security webinars and access to the recordings, limited free consultations on implementation processes like the "Office Deployment Tool", annual Office 365 health check-ups and security check-ups, and support for compliance/retention features including ongoing training to staff that need to conduct compliance retention searches.

**Pricing Information:**

- All prices are displayed in United States Dollars.
- Product and pricing data are updated frequently and may change without notice.
- Pricing valid for 14 days
- License orders are paid up front, are non-refundable, and are one-year licenses that renew each year.
- License reductions, upgrades, or cancellations may only occur at the annual renewal date.

**In order to proceed, send a Purchase Order to [365licensing@liftoffonline.com](mailto:365licensing@liftoffonline.com). Once we have the Purchase Order, we will immediately send an invoice. Once we receive payment, we will place the order.**

## **Customer Terms for Cloud Services Agreement US Public Sector**

This agreement is between **LiftOff LLC** (“we”, “us”, and “our”) and **Orange County Water District, CA** (“you” and “your”). It is effective when we accept it. Key terms are defined in 8.

### ***1. General.***

**Right to use.** You may access and use Office 365, and install and use a Client (if any) included with your Subscription, only as described in this agreement. All other rights are reserved.

**Acceptable use.** You will use Office 365 only per the AUP. You will not use Office 365 in any way that infringes a third party’s patent, copyright, or trademark or misappropriates its trade secret. You may not reverse engineer, decompile, work around technical limits in, or disassemble Office 365, except if applicable law permits despite this limit. You may not rent, lease, lend, resell, transfer, or host Office 365 to or for third parties.

**Compliance.** You will comply with all laws and regulations applicable to your use of Office 365. In providing Office 365, we and our Providers will comply with all laws and regulations (including applicable security breach notification law) that generally apply to IT service providers. You will obtain any consents required: (1) to allow you to access, monitor, use, and disclose user data; and (2) for us to provide Office 365. If you are an educational institution, you will obtain any parental consent for end users’ use of Office 365 as required by applicable law.



---

**Customer Data.** Customer Data is used only to provide you Office 365. This use may include troubleshooting to prevent, find and fix problems with Office 365's operation. It may also include improving features for finding and protecting against threats to users. Neither we nor our Providers will derive information from Customer Data for any advertising or other commercial purposes. We will enable you to keep Customer Data separate from consumer services. Customer Data will not be disclosed unless required by law or allowed by this agreement. Your contact information may be provided so that a requestor can contact you. If law requires disclosure, we will use commercially reasonable efforts to notify you, if permitted. Customer Data may be transferred to, and stored and processed in, any country we or our Providers maintain facilities, unless you provision your tenant in the United States. If you do, Microsoft will provide Office 365 from data centers in the United States, and storage of the following customer data at rest will be located in data centers only in the United States: (i) Exchange Online mailbox content (e-mail body, calendar entries, and the content of e-mail attachments), and (ii) SharePoint Online site content and the files stored within that site.

**Changes.** Office 365 may be changed periodically, after which you may need to agree to new terms. You may be required to run a client software upgrade on devices using Office 365 after a change to maintain full functionality.

**Use rights.** Use rights specific to Office 365 are posted online at the link to the AUP.

## ***2. Confidentiality and Security.***

We and our Providers will (a) maintain appropriate technical and organizational measures, internal controls, and data security routines intended to protect Customer Data against accidental loss or change, unauthorized disclosure or access, or unlawful destruction and (b) not disclose Customer Data, except as required by law or expressly allowed. Neither party will make any public statement about this agreement's terms without the other's prior written consent.

## ***3. Term, Termination, and Suspension.***

**Term and termination.** This agreement will remain in effect for three years subject to your right under applicable law to terminate for convenience.

**Customer Data.** You may extract Customer Data at any time. If your Subscription expires or terminates, we will keep your Customer Data in a limited account for at least 90 days so you may extract it. We may delete your Customer Data after that.

**Regulatory.** If a government rule or regulation applies to us or our Providers, but not generally to other businesses, and makes it difficult to operate Office 365 without change, or we or our Providers believe this agreement or Office 365 may conflict with the rule or regulation, we may change Office 365 or terminate the agreement. If we change Office 365 to come into compliance, and you do not like the change, you may terminate.

**Suspension.** We may suspend use of Office 365: (1) if reasonably needed to prevent unauthorized Customer Data access; (2) if you do not promptly respond under §5 to intellectual property claims; or (3) for non-payment; or (4) if you violate the AUP. A suspension will be in effect only while the condition or need exists and, if under clause (1) or (2), will apply to the minimum extent necessary. We will notify you before we suspend, unless doing so may increase damages. We will notify you at least 30 days before suspending for non-payment. If you do not fully address the reasons for suspension within 60 days after we suspend, we may terminate your Subscription.

## ***4. Limited warranty; disclaimer.***

---

We warrant that Office 365 will meet the SLA terms during the Subscription; your only remedy for breach of warranty is stated in the SLA. *We provide no (and disclaim to the extent permitted by law any) other warranties, express, implied, or statutory, including warranties of merchantability or fitness for a particular purpose.*

## ***5. Duty to protect.***

**Defense.** We or our Providers will defend you against any claims made by an unaffiliated third party that Office 365 infringes its patent, copyright, or trademark or misappropriates its trade secret.

**Remedies.** If we or our Providers reasonably believe that a claim under §5 may bar your use of Office 365, we or our Providers will seek to: (1) obtain the right for you to keep using it; or (2) modify or replace it with a functional equivalent and notify you to stop use of the prior version. If these options are not commercially reasonable, we or our Providers may terminate your rights to Office 365 and refund any payments for unused Subscription rights.

**Other obligations.** To the extent permitted by law, you will (1) notify us promptly of a claim under this §5 and (2) allow us or our Providers to assist in your defense or settlement. You will provide reasonable help to defend. We or our Providers will reimburse you for reasonable out-of-pocket expenses incurred in giving that help and pay the amount of any resulting adverse final judgment (or settlement the protecting party consents to). Neither we nor our Providers will be bound by any settlement to which we do not agree in writing, this § 5 provides the exclusive remedy for these claims.

**Limits.** The obligations of us and our Providers in this §5 won't apply to a claim or award based on: (1) Customer Data; (2) software not provided by us or our Providers; (3) modifications you make to Office 365, or materials you provide or make available as part of using Office 365; (4) your combination of Office 365 with, or damages based on the value of, a product, data, or business process not provided by us or our Providers; or (5) your use of a Microsoft trademark without their express, written consent, or your use of Office 365 after being notified to stop due to a third-party claim.

## ***6. Limited liability.***

Each party's (and our Providers') maximum aggregate liability for any claim related to this agreement is limited to direct damages up to the fees that you paid for Office 365 during the 12 months before the claim arose (or \$5,000.00 if you paid no fees). *Neither party nor our Providers will be liable for lost revenues or indirect, special, incidental, consequential, punitive, or exemplary damages, even if the party knew they were possible.* The limits and exclusions in this §6 apply to the extent permitted by law, but do not apply to (1) obligations under §5; or (2) intellectual property infringement or misappropriation.

## ***7. Agreement mechanics.***

You must send notice by regular mail, return receipt requested, to the address on the Portal (effective when delivered). We may email notice to your account administrators (effective when sent). You may not assign this agreement, or any right or duty under it. If part of this agreement is held unenforceable, the rest remains in force. Failure to enforce this agreement is not a waiver. The parties are independent contractors. This agreement does not create an agency, partnership, or joint venture. This agreement is governed by the laws applicable to Customer, without regard to conflict of laws. This agreement (including the SLA and AUP) and our price sheet are the parties' entire agreement on this subject and supersedes any concurrent or prior communications. Agreement terms that require performance, or apply to events that may occur, after termination or expiration will survive, including §5. Office 365 and the Client are subject to U.S. export jurisdiction. You must comply with the U.S. Export Administration Regulations, the International Traffic in Arms Regulations, and end-user, end-

---

use, and destination restrictions. For more information, see <http://www.microsoft.com/exporting/>. Our Providers may deliver Office 365, and the rights granted to us also apply to them.

## ***8. Definitions.***

“AUP” means the acceptable use policy at <http://www.microsoftvolumelicensing.com/Downloader.aspx?DocumentId=5502>.

“Client” means device software that we or our Providers provide you with Office 365.

“Customer Data” means all data, including all text, sound, or image files that are provided to us or our Providers by, or on behalf of, you through your use of Office 365.

“Office 365” means (1) Exchange Online, Exchange Online Archiving, SharePoint Online, Lync Online, and Office Web Apps included in Office 365 Enterprise Plans E1, E2, E3, E4, K1, and K2; and Office 365 Government Plans G1, G2, G3, G4, K1, and K2; and (2) Exchange Online Archiving; Exchange Online Protection; Exchange Online Plans 1, 2, Basic, and Kiosk; SharePoint Online Plans 1, 2, and Kiosk; Office Web Apps Plans 1 and 2; and Lync Online Plans 1, 2, and 3.

“Portal” means the Online Services Portal for Office 365 (see <http://www.microsoft.com/online>).

“Providers” means our affiliates, licensors, and suppliers, including Microsoft and its applicable affiliates.

“SLA” means the service level commitments we or our Providers make regarding delivery and performance of Office 365 (see <http://www.microsoft.com/licensing/contracts>).

“Subscription” means an order for a quantity of Office 365.



## AGENDA ITEM SUBMITTAL

**Meeting Date:** May 15, 2025

**To:** Administration/Finance Issues Cte.  
Board of Directors

**From:** John Kennedy

**Staff Contact:** R. Fick/C. Olsen

**Budgeted:** N/A

**Budgeted Amount:** N/A

**Cost Estimate:** N/A

**Funding Source:** N/A

**Program/ Line Item No.** N/A

**General Counsel Approval:** N/A

**Engineers/Feasibility Report:** N/A

**Subject: SANTA ANA WELL CONSTRUCTION LOAN AGREEMENT**

---

### SUMMARY

On November 15, 2024, the Board approved the Producers Well Construction Loan Program draft template Agreement. The City of Santa Ana (City, Santa Ana) has submitted an application and requested to be included in the loan program for \$10 million. Staff recommends approving the agreement with Santa Ana.

Attachment: Santa Ana New Well Construction Loan Application

### RECOMMENDATION

Agendize for May 21 Board meeting: Approve the New Well Construction Loan Agreement with Santa Ana up to \$10 million.

### BACKGROUND/ANALYSIS

The Producers Well Construction Loan Program template Agreement was approved by the Board on November 15, 2024. It is a template agreement, with the understanding that each Producer requesting to be part of the loan program may be slightly different and each Producer submit an application, which is included in the Agreement.

The first approved well loan agreement was with the City of Seal Beach in February 2025. Santa Ana has submitted the second application for a new well construction loan. The production well is referred to as the Washington Well (# 42) and is part of Santa Ana's long-term infrastructure renewal and water system resiliency efforts. The new water well has already been drilled, constructed and is being developed at 651–657 E. Washington Avenue, Santa Ana. This well will address low-pressure deficiencies and support the upper zone of the City's water distribution system.

In 2020, Tetra Tech was retained to develop the PS&E (Plans, Specifications, and Estimates) package for the new well project. Phase I (Well Drilling) began in 2023 and was completed in Fall 2024. The City is now advancing to Phase II, which involves equipping and commissioning the new well and is the basis for the loan request. The scope of work includes the construction of a new well building, installation of mechanical, electrical, and system control systems for operational efficiency, and the

construction of approximately 1,700 linear feet of 16-inch water main pipeline to connect the new well to the City's upper zone.

Well 42 is expected to yield approximately 5,000 acre-feet per year, bolstering the City's supply and reliability and will enhance water system reliability and resiliency, provide critical support to areas with existing low-pressure issues and strengthening emergency preparedness through the upper zone.

The City loan request is for \$10.0 million over a 20-year term. This is the second loan application received, and staff recommends approving and executing the loan Agreement for the City's Well 42 Phase II work. Once the loan Agreement is executed, the interest rate will be locked and then staff will amortize the loan at substantial completion of the project. This loan will be partially funded from reserves and by annual Replenishment Assessment revenues.

### **PRIOR RELEVANT BOARD ACTIONS**

2/19/25, R25-2-30: Approve the Agreement with the City of Seal Beach.

11/20/24, R24-11-151: Approve the Producers Well Construction Loan Program draft template Agreement.

9/18/24, R24-9-121: Implement a Producers Well Construction Loan Program and authorize legal counsel to prepare an appropriate agreement

7/17/24, M24-73: Direct staff to proceed with Producer discussions regarding a possible Producers well construction loan program.





## AGENDA ITEM SUBMITTAL

**Meeting Date:** May 15, 2025

**To:** Administration/Finance Issues Cte.  
Board of Directors

**From:** John Kennedy

**Staff Contact:** R. Fick/M. Ochoa

**Budgeted:** N/A

**Budgeted Amount:** N/A

**Cost Estimate:** N/A

**Funding Source:** N/A

**Program/Line-Item No.:** N/A

**General Counsel Approval:** N/A

**Engineers/Feasibility Report:** N/A

**CEQA Compliance:** N/A

**Subject: BUDGET TO ACTUAL REPORT FOR THIRD QUARTER FY 2024–25**

---

### SUMMARY

Attached is a copy of the Budget to Actual Report for the third quarter year-to-date fiscal year 2024-25. General Fund expenditures are \$4.1 million less than the revised year-to-date budget. Debt Service expenditures are \$1.8 million under budget. Replacement & Refurbishments are \$11 million under budget and Water Purchases are \$1 million under budget.

#### Attachments:

- Attachment A – Operating Costs Budget to Actual
- Attachment B – Cost Center Budget to Actual Summary
- Attachment C – Cost Center Budget to Actual Details
- Attachment D – Operating Revenues Budget to Actual
- Presentation

### RECOMMENDATION

Agendize for May 21 Board meeting: Receive and file the Budget to Actual Report for Third Quarter of Fiscal Year 2024-25 ending March 31, 2025.

### BACKGROUND/ANALYSIS

Attachment A provides an overall summary of the District's various operating costs for the third quarter fiscal year 2024-25 to date. Attachment B provides a budget to actual summary of the 21 cost centers that comprise the general fund and attachment C provides the details of these 21 cost centers. The District's revenue performance is summarized in attachment D.

#### General Fund

General Fund costs are \$4.1 million under budget due to lower than planned expenses in Forebay Operations, Water Production, Board Admin, offset with more than planned expenses in Hydrogeology. Specific details on the expense categories that make up this variance can be found in the footnotes to the reports in attachments B and C.

### **Debt Service**

Debt service is under budget by \$1.8 million, primarily due to lower than planned variable interest rates on its 2003A certificate of participation debt.

### **Water Purchases**

Water purchases are \$1 million less than budget due to elevated basin levels requiring less injection in the Alamitos Barrier to maintain protective levels to prevent seawater intrusion.

### **Replacement & Refurbishment**

The Santiago Floating Pump Station project, the Orange Storm Drain at Bond Basin project and the Anaheim Valve Vault R&R projects are lower than the nine-month budget by \$6.5 million. These projects are anticipated to ramp up in the summer/fall months.

### **Revenues**

Replenishment Assessment revenues were \$5.1 million more than planned in the nine months of the year. The year-to-date budget for groundwater pumping is approximately 219,000 acre-feet and actual pumping was approximately 226,445 acre-feet or 3% more than planned.

Investment Revenues are \$4.4 million more than planned due to investment interest rates year-to-date more than planned.

Rent and Other Revenues are \$6.3 million more than budget for the nine months largely due to the District receiving \$3.2 million litigation settlement and \$1.6 million of annual annexation fees.

### **PRIOR RELEVANT BOARD ACTION(S):**

Quarterly

# ORANGE COUNTY WATER DISTRICT

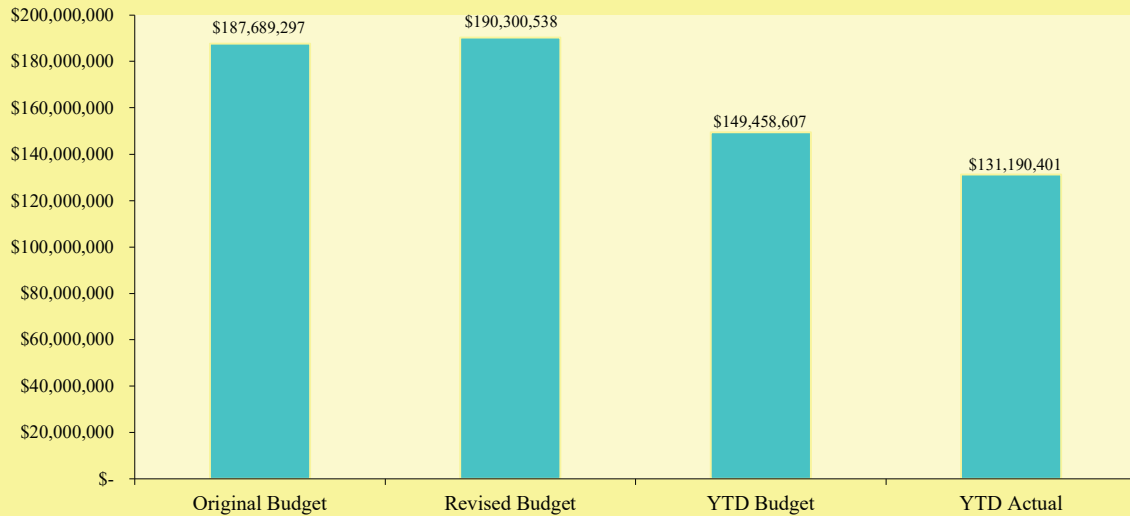
## Operations Budget to Actual Report

For the Third Quarter Ending March 31, 2025

### Attachment A

Budget Items	Original Budget	Revised Budget	YTD Budget	YTD Actual	Difference	
General Fund	105,197,676	106,373,578	79,780,183	75,680,364	4,099,819	1
Small Equipment	893,000	893,000	669,750	287,845	381,905	
Debt Service	46,525,883	46,525,883	41,627,616	39,857,580	1,770,036	
Replacement & Refurb.	23,642,858	25,078,197	18,808,648	7,772,502	11,036,146	2
PFAS O&M	5,400,000	5,400,000	4,050,000	4,050,000	-	
Water Purchases	6,029,880	6,029,880	4,522,410	3,542,111	980,299	
<b>Totals</b>	<b>\$ 187,689,297</b>	<b>\$ 190,300,538</b>	<b>\$ 149,458,607</b>	<b>\$ 131,190,401</b>	<b>\$ 18,268,205</b>	

## For the Third Quarter of FY 2024/25



- 1.) Lower than planned expenses in Water Production, Forebay, and Board Administration, offset with more than planned expenses in Hydrogeology.
- 2.) Three large R&R project expenses for Engineering are trending lower than the budget in the 9 months: Santiago Floating Pump Station refurbishment, repair of Orange Storm Drain at Bond Basin, and the Anaheim Valve Vault replacement.

# ORANGE COUNTY WATER DISTRICT

For the Third Quarter Ending March 31, 2025

## Attachment B

Description	Dept. Headcount Budget	Dept. Headcount Actual	Original YTD Budget	Revised YTD Budget	YTD Actual	YTD Variance (Over)/Under	Variance %	Revised Total Annual Budget	Department Budget % of Total Budget	Projected Annualized Actual	Annualized Variance (Over)/Under
			A	B	C	D = B-C	E	F	G	H	I = F-H
GENERAL MANAGER'S OFFICE	2	2	1,877,786	1,948,415	1,742,067	206,348	11%	2,597,887	2.4%	2,322,757	275,131
PUBLIC AFFAIRS	8	8	1,602,934	1,612,684	1,519,563	93,120	6%	2,150,245	2.0%	2,026,085	124,160
INFORMATION SERVICES	10	10	2,609,021	2,609,021	2,485,649	123,372	5%	3,478,695	3.3%	3,314,199	164,496
BOARD ADMINISTRATION	6	6	1,518,620	1,518,620	1,182,044	336,576	22%	2,024,827	1.9%	1,576,059	448,768
PURCHASING	6	6	674,301	674,301	588,010	86,291	13%	899,068	0.8%	784,014	115,054
FINANCE	13	13	1,823,915	1,823,915	1,759,361	64,555	4%	2,431,887	2.3%	2,345,814	86,073
HUMAN RESOURCES	5	5	871,715	885,816	796,709	89,106	10%	1,181,088	1.1%	1,062,279	118,809
SAFETY & RISK MANAGEMENT	2	2	1,725,849	1,747,129	1,875,691	(128,562)	-7%	2,329,505	2.2%	2,500,921	(171,416)
WATER QUALITY	13	13	1,965,886	1,965,885	1,957,276	8,609	0%	2,621,180	2.5%	2,609,702	11,478
LABORATORY	33	31	5,833,979	5,833,979	5,468,852	365,127	6%	7,778,638	7.3%	7,291,802	486,836
RESEARCH & DEVELOPMENT	8	8	1,672,439	1,672,439	1,438,714	233,725	14%	2,229,919	2.1%	1,918,286	311,633
PLANNING & WATERSHED MGMT	4	4	1,666,323	1,873,718	1,670,619	203,098	11%	2,498,290	2.3%	2,227,492	270,798
LOCAL RESOURCES	1	1	270,604	270,604	269,262	1,342	0%	360,805	0.3%	359,016	1,789
HEALTH & REGULATORY	2.5	2.5	779,207	779,207	648,398	130,809	17%	1,038,942	1.0%	864,530	174,412
WATER PRODUCTION	66	66	44,479,384	44,599,943	42,524,178	2,075,765	5%	59,466,591	55.9%	56,698,905	2,767,686
FOREBAY OPERATIONS	20	19	4,022,912	4,058,326	3,647,992	410,334	10%	5,411,101	5.1%	4,863,989	547,112
PRADO	2	2	404,551	404,551	383,588	20,963	5%	539,401	0.5%	511,451	27,951
PROPERTY MANAGEMENT	1	1	267,404	318,093	323,719	(5,626)	-2%	424,124	0.4%	431,626	(7,502)
ENGINEERING	7	6	835,722	835,723	944,788	(109,065)	-13%	1,114,297	1.0%	1,259,717	(145,420)
HYDROGEOLOGY	13.5	13.5	2,808,062	3,050,251	3,450,852	(400,601)	-13%	4,067,001	3.8%	4,601,137	(534,135)
NATURAL RESOURCES	3.5	4.0	1,187,646	1,297,564	1,003,029	294,535	23%	1,730,085	1.6%	1,337,372	392,713
	226.5	223.0	\$ 78,898,259	\$ 79,780,183	\$ 75,680,364	\$ 4,099,819		\$ 106,373,578	100%	\$ 100,907,152	\$ 5,466,426

1.) No Board election expenses this year, therefore expenses are under budget by \$213K.

2.) Lower than planned expenses for chemicals - Sodium Hypochlorite, Anti-scalant and Citric Acid chemicals by \$2M lower in the 9 months.

3.) Utility expenses are lower by \$240K due to less movement of water from Burris Basin to Santiago Basin.

4.) \$400K more than planned professional service legal costs related to South Basin litigation.

**ORANGE COUNTY WATER DISTRICT**

1

**General Fund ( Cost Center ) Budgets****For the Third Quarter Ending March 31, 2025****Attachment C**

	Original Budget A	Revised Budget B	YTD Budget C	YTD Actual D	Difference C - D
<b>GENERAL MANAGER'S OFFICE</b>					
ACTUAL REG WAGES	464,816	514,484	385,863	385,094	769
ACTUAL REG OT WAGES	0	0	0	229	(229)
RETIREMENT	77,392	77,392	58,044	64,126	(6,082)
RETIREMENT 457 ER MATCH	6,500	6,500	4,875	4,750	125
HEALTH INSURANCE	65,549	65,549	49,162	48,598	564
WORKERS COMP	2,231	2,231	1,673	1,363	310
PAYROLL TAXES	10,322	10,322	7,742	5,603	2,138
MEMBERSHIP	466,500	491,500	368,625	349,612	19,013
SUBSCRIPTIONS	800	800	600	0	600
SPECIAL DEPARTMENT EXPENSE	45,000	45,000	33,750	22,951	10,799
TECH TRAINING	250	250	187	180	7
EXPENSE CONTRA	0	0	0	(708)	708
TRVL/MILEAGE/CONFERNC	14,300	14,300	10,725	4,047	6,678
OFF EXP-GENERAL	4,500	4,500	3,375	5,609	(2,234)
LOGO SHIRTS	300	300	225	199	26
PRF SRVCS-GEN	109,500	127,600	95,700	88,750	6,950
PRF SRVCS-LEGAL	350,000	350,000	262,500	213,857	48,643
INTER-AGENCY AGREEMENT	885,655	887,059	665,294	547,808	117,486
MAINT EQ-GEN	100	100	75	0	75
	\$ 2,503,715	\$ 2,597,887	\$ 1,948,415	\$ 1,742,067	\$ 206,348



**ORANGE COUNTY WATER DISTRICT**

2

**General Fund ( Cost Center ) Budgets**

For the Third Quarter Ending March 31, 2025

**Attachment C**

	Original Budget A	Revised Budget B	YTD Budget C	YTD Actual D	Difference C - D
<b>PUBLIC AFFAIRS</b>					
ACTUAL REG WAGES	1,079,840	1,079,840	809,880	841,698	(31,818)
RETIREMENT	176,114	176,114	132,085	138,017	(5,931)
RETIREMENT 457 ER MATCH	26,001	26,001	19,501	15,675	3,826
HEALTH INSURANCE	166,629	166,629	124,972	130,115	(5,144)
WORKERS COMP	5,183	5,183	3,887	3,179	708
PAYROLL TAXES	17,028	17,028	12,771	12,808	(37)
MEMBERSHIP	1,650	1,650	1,238	1,620	(383)
SPECIAL DEPT EXPENSE	48,000	50,876	38,157	28,335	9,822
CHILDREN WTR FESTIVAL	265,000	265,000	198,750	56,692	142,058
CHILDREN WTR FESTIVAL-REIMBURSEMENT	(70,000)	(70,000)	(52,500)	(24,563)	(27,937)
SPECIAL DEPT EXPENSE-O.C. WTR SUMMIT	56,000	56,000	42,000	20,602	21,398
O.C. WTR SUMMIT-MWDOC COST SHARE	(6,000)	(6,000)	(4,500)	0	(4,500)
O.C. WTR SUMMIT-SPONSER REIMBURSEMENT	(87,000)	(87,000)	(65,250)	(13,689)	(51,561)
MISC. EXPENSES	2,000	2,000	1,500	1,921	(421)
TRVL/MILEAGE/CONFERNC	37,500	37,500	28,125	14,565	13,560
PUB INFO TOUR	37,000	37,000	27,750	9,278	18,472
OFF EXP-GENERAL	40,000	42,124	31,593	45,230	(13,637)
PRF SRVCS-GEN	297,800	305,800	229,350	208,000	21,350
INTR-AGNCY AGRMNT-GWRS COST SHR	44,500	44,500	33,375	30,081	3,294
	\$ 2,137,245	\$ 2,150,245	\$ 1,612,684	\$ 1,519,563	\$ 93,120

# ORANGE COUNTY WATER DISTRICT

3

## General Fund ( Cost Center ) Budgets

For the Third Quarter Ending March 31, 2025

### Attachment C

	Original Budget A	Revised Budget B	YTD Budget C	YTD Actual D	Difference C - D
<b>INFORMATION SERVICES</b>					
ACTUAL REG WAGES	1,588,697	1,588,697	1,191,523	1,218,436	(26,913)
ACTUAL REG OT WAGES	0	0	0	1,940	(1,940)
RETIREMENT	264,518	264,518	198,389	198,267	122
RETIREMENT 457 ER MATCH	32,500	32,500	24,375	21,955	2,420
HEALTH INSURANCE	223,319	223,319	167,489	181,548	(14,058)
WORKERS COMP	7,625	7,625	5,719	4,548	1,171
PAYROLL TAXES	23,036	23,036	17,277	17,681	(404)
MEMBERSHIP	500	500	375	0	375
TECH TRAINING	11,000	11,000	8,250	483	7,768
TRVL/MILEAGE/CONFERNC	2,500	2,500	1,875	2,102	(227)
OFF EXP-GENERAL	2,000	2,000	1,500	1,388	112
HARDWARE/SOFTWARE	610,000	610,000	457,500	342,968	114,532
VOICE COMM	275,000	275,000	206,250	131,147	75,103
PRO SERVICE - GEN	25,000	25,000	18,750	12,756	5,994
MAINT EQ-GEN	413,000	413,000	309,750	350,432	(40,682)
	\$ 3,478,695	\$ 3,478,695	\$ 2,609,021	\$ 2,485,649	\$ 123,372

	Original Budget A	Revised Budget B	YTD Budget C	YTD Actual D	Difference C - D
<b>BOARD ADMINISTRATION</b>					
ACTUAL REG WAGES	591,646	591,646	443,734	440,817	2,917
DIRECTOR FEES	377,055	377,055	282,791	230,701	52,090
RETIREMENT	161,289	161,289	120,967	109,969	10,998
RETIREMENT 457 ER MATCH	52,000	52,000	39,000	28,859	10,141
HEALTH INSURANCE	312,994	312,994	234,745	236,558	(1,812)
WORKERS COMP	4,650	4,650	3,488	2,571	917
PAYROLL TAXES	14,046	14,046	10,535	9,496	1,038
LEGAL ADVERTISING	10,000	10,000	7,500	0	7,500
ELECTION	285,207	285,207	213,905	0	213,905
MEMBERSHIP	440	440	330	250	80
SPECIAL DEPT EXPENSE	60,000	60,000	45,000	38,107	6,893
TECH TRAINING	500	500	375	0	375
TRVL/MILEAGE/CONFERNC	50,000	50,000	37,500	18,855	18,645
OFF EXP-GENERAL	75,000	75,000	56,250	58,893	(2,643)
RENT EQUIPMENT - GEN	30,000	30,000	22,500	6,969	15,531
	\$ 2,024,827	\$ 2,024,827	\$ 1,518,620	\$ 1,182,044	\$ 336,576

1.) No Election expenses this fiscal year.

**ORANGE COUNTY WATER DISTRICT**

4

**General Fund ( Cost Center ) Budgets****For the Third Quarter Ending March 31, 2025****Attachment C**

	Original Budget A	Revised Budget B	YTD Budget C	YTD Actual D	Difference C - D
<b>PURCHASING</b>					
<b>ACTUAL REG WAGES</b>	623,419	623,419	467,564	453,180	14,384
<b>RETIREMENT</b>	103,799	103,799	77,849	62,368	15,481
<b>RETIREMENT 457 ER MATCH</b>	19,500	19,500	14,625	9,019	5,606
<b>HEALTH INSURANCE</b>	89,515	89,515	67,136	77,716	(10,580)
<b>WORKERS COMP</b>	5,815	5,815	4,361	3,308	1,054
<b>PAYROLL TAXES</b>	9,040	9,040	6,780	6,536	244
<b>MEMBERSHIP</b>	130	580	435	580	(145)
<b>TECH TRAINING</b>	250	250	187	67	121
<b>OFF EXP-GENERAL</b>	13,850	13,400	10,050	5,287	4,763
<b>GAS &amp; DIESEL</b>	400	400	300	0	300
<b>LOGO SHIRTS</b>	350	350	263	228	34
<b>SMALL TOOLS</b>	1,000	1,000	750	0	750
<b>INVENTORY ITEM ADJ</b>	0	0	0	(56,537)	56,537
<b>INVENTORY COST ADJ</b>	0	0	0	9,261	(9,261)
<b>INVENTORY FREIGHT</b>	30,000	30,000	22,500	16,997	5,503
<b>MAIN-S&amp;I-GEN</b>	2,000	2,000	1,500	0	1,500
	<b>\$ 899,068</b>	<b>\$ 899,068</b>	<b>\$ 674,301</b>	<b>\$ 588,010</b>	<b>\$ 86,291</b>

**ORANGE COUNTY WATER DISTRICT**

5

**General Fund ( Cost Center ) Budgets****For the Third Quarter Ending March 31, 2025****Attachment C**

	Original Budget A	Revised Budget B	YTD Budget C	YTD Actual D	Difference C - D
<b>FINANCE</b>					
<b>ACTUAL REG WAGES</b>	1,743,938	1,743,938	1,307,954	1,357,897	(49,944)
<b>RETIREMENT</b>	283,006	283,006	212,254	216,879	(4,625)
<b>RETIREMENT 457 ER MATCH</b>	42,251	42,251	31,688	27,444	4,244
<b>HEALTH INSURANCE</b>	212,323	212,323	159,242	169,681	(10,439)
<b>WORKERS COMP</b>	8,441	8,441	6,331	5,110	1,221
<b>PAYROLL TAXES</b>	28,028	28,028	21,021	21,281	(260)
<b>MEMBERSHIP</b>	3,400	3,400	2,550	759	1,791
<b>SUBSCRIPTIONS</b>	500	500	375	0	375
<b>TECH TRAINING</b>	14,000	14,000	10,500	340	10,160
<b>OFF EXP-GENERAL</b>	17,000	17,000	12,750	7,765	4,985
<b>GAS &amp; DIESEL</b>	6,500	6,500	4,875	3,841	1,034
<b>UNIFORM &amp; SAFETY</b>	700	700	525	224	301
<b>PRF SRVCS-GEN</b>	173,800	173,800	130,350	84,566	45,784
<b>PURCHASE DISCOUNTS</b>	(100,000)	(100,000)	(75,000)	(130,017)	55,017
<b>REBATES-PURCHASING CARD</b>	(20,000)	(20,000)	(15,000)	(10,450)	(4,550)
<b>BANK CHRGS</b>	18,000	18,000	13,500	4,039	9,461
	<b>\$ 2,431,887</b>	<b>\$ 2,431,887</b>	<b>\$ 1,823,915</b>	<b>\$ 1,759,361</b>	<b>\$ 64,555</b>

# ORANGE COUNTY WATER DISTRICT

6

## General Fund ( Cost Center ) Budgets

For the Third Quarter Ending March 31, 2025

### Attachment C

	Original Budget A	Revised Budget B	YTD Budget C	YTD Actual D	Difference C - D
<b>HUMAN RESOURCES</b>					
ACTUAL REG WAGES	646,405	646,405	484,804	487,204	(2,401)
ACTUAL REG OT WAGES	0	0	0	191	(191)
RETIREMENT	107,627	107,627	80,720	78,689	2,031
RETIREMENT 457 ER MATCH	16,250	16,250	12,188	11,250	938
HEALTH INSURANCE	113,148	113,148	84,861	83,235	1,626
HEALTH INS. - RETIREE PREMIUMS	5,500	5,500	4,125	4,012	113
WORKERS COMP	3,103	3,103	2,327	1,871	456
TUITION REIMBURSEMENT	35,000	35,000	26,250	5,907	20,343
PAYROLL TAXES	9,373	9,373	7,030	6,995	35
MEMBERSHIP	680	680	510	264	246
SUBSCRIPTIONS	750	750	563	2,116	(1,553)
SPECIAL DEPT EXPENSE	22,700	22,700	17,025	6,635	10,390
TECH TRAINING	6,000	6,000	4,500	6,241	(1,741)
TRVL/MILEAGE/CONFERNC	3,600	3,600	2,700	2,398	302
OFF EXP-GENERAL	56,900	75,702	56,777	38,135	18,642
PRF SRVCS-GEN	85,250	85,250	63,938	61,566	2,371
TEMP WORKERS	50,000	50,000	37,500	0	37,500
	\$ 1,162,286	\$ 1,181,088	\$ 885,816	\$ 796,709	\$ 89,106

	Original Budget A	Revised Budget B	YTD Budget C	YTD Actual D	Difference C - D
<b>SAFETY &amp; RISK MANAGEMENT</b>					
ACTUAL REG WAGES	367,843	367,843	275,883	293,272	(17,389)
RETIREMENT	61,246	61,246	45,935	45,642	292
RETIREMENT 457 ER MATCH	9,750	9,750	7,313	4,180	3,133
HEALTH INSURANCE	60,924	60,924	45,693	46,328	(635)
WORKERS COMP	2,109	2,109	1,582	1,333	249
PAYROLL TAXES	5,334	5,334	4,001	4,238	(237)
MEMBERSHIP	575	575	431	300	131
SUBSCRIPTION	18,000	25,469	19,102	15,721	3,381
SPECIAL DEPT EXPENSE	5,000	5,000	3,750	2,666	1,084
TECH TRAINING	41,000	41,000	30,750	28,408	2,342
SECURITY PROGRAM	506,000	526,904	395,178	387,520	7,658
TRVL/MILEAGE/CONFERNC	3,650	3,650	2,738	2,227	511
OFF EXP-GENERAL	5,100	5,100	3,825	3,680	145
UNIFORM & SAFETY	33,000	33,000	24,750	18,412	6,338
SAFETY SUPPLIES	11,200	11,200	8,400	3,165	5,235
INSURANCE	1,131,100	1,131,100	848,325	997,671	(149,346)
CLAIMS	5,000	5,000	3,750	(150)	3,900
PRF SRVCS-GEN	32,800	32,800	24,600	20,735	3,865
MAINT EQ-GEN	1,500	1,500	1,125	344	781
	\$ 2,301,132	\$ 2,329,505	\$ 1,747,129	\$ 1,875,691	\$ (128,562)

**ORANGE COUNTY WATER DISTRICT**

7

**General Fund ( Cost Center ) Budgets****For the Third Quarter Ending March 31, 2025****Attachment C**

	Original Budget	Revised Budget	YTD Budget	YTD Actual	Difference
	A	B	C	D	C - D
<b>WATER QUALITY</b>					
<b>ACTUAL REG WAGES</b>	1,623,591	1,623,591	1,217,693	1,290,239	(72,545)
<b>ACTUAL REG OT WAGES</b>	20,442	20,442	15,331	3,799	11,532
<b>RETIREMENT</b>	268,322	268,322	201,242	214,532	(13,290)
<b>RETIREMENT 457 ER MATCH</b>	36,988	36,988	27,741	29,925	(2,184)
<b>HEALTH INSURANCE</b>	274,845	274,845	206,134	214,057	(7,923)
<b>WORKERS COMP</b>	27,342	27,342	20,507	16,703	3,803
<b>PAYROLL TAXES</b>	25,851	25,851	19,388	19,228	160
<b>SPECIAL DEPT EXPENSE</b>	10,000	10,000	7,500	5,236	2,264
<b>TECH TRAINING</b>	3,000	3,000	2,250	869	1,381
<b>TRVL/MILEAGE/CONFERNC</b>	1,600	1,600	1,200	817	383
<b>OFF EXP-GENERAL</b>	23,000	23,000	17,250	13,043	4,206
<b>GAS &amp; DIESEL</b>	27,000	27,000	20,250	10,079	10,171
<b>UNIFORM &amp; SAFETY</b>	3,000	3,000	2,250	1,663	587
<b>SMALL TOOLS</b>	45,000	45,000	33,750	19,083	14,666
<b>LAB SUPPLIES</b>	9,500	9,500	7,125	10,492	(3,368)
<b>LAB SAMPLE ANALYSIS</b>	172,000	172,000	129,000	91,298	37,703
<b>PRF SRVCS-GEN</b>	9,700	9,700	7,275	4,014	3,261
<b>MAINT EQ-GEN</b>	40,000	40,000	30,000	12,198	17,802
	\$ 2,621,180	\$ 2,621,180	\$ 1,965,885	\$ 1,957,276	\$ 8,609



**ORANGE COUNTY WATER DISTRICT**

8

**General Fund ( Cost Center ) Budgets****For the Third Quarter Ending March 31, 2025****Attachment C**

	Original Budget A	Revised Budget B	YTD Budget C	YTD Actual D	Difference C - D
<b>LABORATORY</b>					
ACTUAL REG WAGES	4,108,378	4,108,378	3,081,283	2,993,810	87,473
ACTUAL REG OT WAGES	95,343	95,343	71,507	15,420	56,088
RETIREMENT	681,520	681,520	511,140	485,649	25,491
RETIREMENT 457 ER MATCH	107,252	107,252	80,439	72,355	8,084
HEALTH INSURANCE	714,937	714,937	536,203	542,463	(6,260)
WORKERS COMP	39,215	39,215	29,411	22,738	6,673
PAYROLL TAXES	67,804	67,804	50,853	46,049	4,804
SUBSCRIPTIONS	22,200	22,200	16,650	14,475	2,175
SPECIAL DEPT EXPENSE	86,590	86,590	64,942	54,628	10,315
TECH TRAINING	5,500	5,500	4,125	1,815	2,310
TRVL/MILEAGE/CONFERNC	19,000	19,000	14,250	11,471	2,779
OFF EXP-GENERAL	30,000	30,000	22,500	10,265	12,235
UNIFORM & SAFETY	8,000	8,000	6,000	4,155	1,845
SMALL TOOLS	3,000	3,000	2,250	69	2,182
LAB SUPPLIES	1,200,000	1,200,000	900,000	795,017	104,983
LAB SAMPLE ANALYSIS	2,000	2,000	1,500	520	980
MAINT EQ-GEN	587,900	587,900	440,925	397,953	42,971
	<b>\$ 7,778,638</b>	<b>\$ 7,778,638</b>	<b>\$ 5,833,979</b>	<b>\$ 5,468,852</b>	<b>\$ 365,127</b>

**ORANGE COUNTY WATER DISTRICT**

9

**General Fund ( Cost Center ) Budgets****For the Third Quarter Ending March 31, 2025****Attachment C**

	Original Budget A	Revised Budget B	YTD Budget C	YTD Actual D	Difference C - D
<b>RESEARCH &amp; DEVELOPMENT</b>					
ACTUAL REG WAGES	1,278,435	1,278,435	958,826	855,315	103,511
ACTUAL REG OT WAGES	0	0	0	869	(869)
RETIREMENT	192,514	192,514	144,385	132,096	12,289
RETIREMENT 457 ER MATCH	32,507	32,507	24,380	15,830	8,550
HEALTH INSURANCE	161,335	161,335	121,001	103,323	17,678
WORKERS COMP	12,633	12,633	9,475	6,538	2,937
PAYROLL TAXES	26,114	26,114	19,586	14,361	5,225
MEMBERSHIP	52,080	52,080	39,060	1,520	37,541
SPECIAL DEPT EXPENSE	6,500	6,500	4,875	3,360	1,515
TECH TRAINING	1,500	1,500	1,125	105	1,020
TRVL/MILEAGE/CONFERNC	22,800	22,800	17,100	19,398	(2,298)
OFF EXP-GENERAL	6,500	6,500	4,875	4,282	593
GAS & DIESEL	1,000	1,000	750	496	254
LAB SUPPLIES	83,800	83,800	62,850	72,153	(9,303)
LAB SAMPLE ANALYSIS	30,000	30,000	22,500	1,111	21,389
RENT EQP-GEN	4,400	4,400	3,300	3,080	220
PRF SRVCS-GEN	292,000	292,000	219,000	191,253	27,747
MAINT EQ-GEN	22,800	22,800	17,100	13,624	3,476
MAINT S&I-GEN	3,000	3,000	2,250	0	2,250
	\$ 2,229,919	\$ 2,229,919	\$ 1,672,439	\$ 1,438,714	\$ 233,725

**ORANGE COUNTY WATER DISTRICT**

10

**General Fund ( Cost Center ) Budgets****For the Third Quarter Ending March 31, 2025****Attachment C**

	Original Budget A	Revised Budget B	YTD Budget C	YTD Actual D	Difference C - D
<b>PLANNING &amp; WATERSHED MGMT</b>					
ACTUAL REG WAGES	768,213	768,213	576,160	599,095	(22,935)
RETIREMENT	123,578	123,578	92,684	97,202	(4,519)
RETIREMENT 457 ER MATCH	13,000	13,000	9,750	9,500	250
HEALTH INSURANCE	93,685	93,685	70,264	73,008	(2,744)
WORKERS COMP	3,687	3,687	2,765	2,266	499
PAYROLL TAXES	12,751	12,751	9,563	9,800	(237)
MEMBERSHIP	500	500	375	4,400	(4,025)
SPECIAL DEPT EXPENSE	245,500	327,026	245,269	220,322	24,947
TECH TRAINING	2,000	2,000	1,500	135	1,365
TRVL/MILEAGE/CONFERNC	21,250	21,250	15,937	12,220	3,717
OFF EXP-GENERAL	2,300	2,300	1,725	2,164	(439)
GAS & DIESEL	0	0	0	72	(72)
UNIFORM & SAFETY	300	300	225	0	225
PRF SERVCS-GEN	1,130,000	1,130,000	847,500	640,434	207,066
	\$ 2,221,764	\$ 2,498,290	\$ 1,873,718	\$ 1,670,619	\$ 203,098

# ORANGE COUNTY WATER DISTRICT

11

## General Fund ( Cost Center ) Budgets

For the Third Quarter Ending March 31, 2025

### Attachment C

	Original Budget A	Revised Budget B	YTD Budget C	YTD Actual D	Difference C - D
<b>LOCAL RESOURCES</b>					
ACTUAL REG WAGES	285,513	285,513	214,135	204,333	9,802
RETIREMENT	50,788	50,788	38,091	34,014	4,077
RETIREMENT 457 ER MATCH	0	0	0	2,369	(2,369)
HEALTH INSURANCE	15,394	15,394	11,545	23,354	(11,808)
WORKERS COMP	1,370	1,370	1,028	748	280
PAYROLL TAXES	4,140	4,140	3,105	2,935	170
MEMBERSHIP	200	200	150	0	150
TRVL/MILEAGE/CONFERNC	2,300	2,300	1,725	1,511	214
OFF EXP-GENERAL	1,100	1,100	825	0	825
	\$ 360,805	\$ 360,805	\$ 270,604	\$ 269,262	\$ 1,342

	Original Budget A	Revised Budget B	YTD Budget C	YTD Actual D	Difference C - D
<b>HEALTH &amp; REGULATORY</b>					
ACTUAL REG WAGES	455,148	455,148	341,361	400,620	(59,259)
ACTUAL REG OT WAGES	0	0	0	124	(124)
RETIREMENT	75,781	75,781	56,836	66,658	(9,822)
RETIREMENT 457 ER MATCH	9,752	9,752	7,314	7,125	189
HEALTH INSURANCE	72,076	72,076	54,057	55,674	(1,617)
WORKERS COMP	2,185	2,185	1,639	1,460	179
PAYROLL TAXES	6,601	6,601	4,951	5,751	(801)
MEMBERSHIP	1,000	1,000	750	560	190
SUBSCRIPTION	400	400	300	0	300
SPECIAL DEPT EXPENSE	100,500	100,500	75,375	78,759	(3,384)
TRVL/MILEAGE/CONFERNC	10,000	10,000	7,500	2,235	5,265
OFF EXP-GENERAL	3,000	3,000	2,250	831	1,419
PRF SRVCS-GEN	302,500	302,500	226,875	28,600	198,275
	\$ 1,038,942	\$ 1,038,942	\$ 779,207	\$ 648,398	\$ 130,809

# ORANGE COUNTY WATER DISTRICT

12

## General Fund ( Cost Center ) Budgets

For the Third Quarter Ending March 31, 2025

### Attachment C

	Original Budget A	Revised Budget B	YTD Budget C	YTD Actual D	Difference C - D
<b>WATER PRODUCTION</b>					
ACTUAL REG WAGES	8,087,636	8,087,636	6,065,727	6,112,269	(46,543)
ACTUAL REG OT WAGES	601,652	601,652	451,239	330,815	120,424
RETIREMENT	1,440,056	1,440,056	1,080,042	1,036,165	43,877
RETIREMENT 457 ER MATCH	214,502	214,502	160,877	130,746	30,131
HEALTH INSURANCE	1,558,496	1,558,496	1,168,872	1,147,430	21,442
WORKERS COMP	195,888	195,888	146,916	117,796	29,120
PAYROLL TAXES	128,495	128,495	96,371	89,756	6,615
MEMBERSHIP	13,400	13,400	10,050	8,321	1,729
SPECIAL DEPT EXPENSE	31,200	31,200	23,400	24,629	(1,229)
TECH TRAINING	34,650	34,650	25,988	18,941	7,047
TRVL/MILEAGE/CONFERNC	17,300	17,300	12,975	22,129	(9,154)
OFF EXP-GENERAL	27,000	27,000	20,250	16,025	4,224
HARDWARE/SOFTWARE	95,600	95,600	71,700	21,342	50,358
GAS & DIESEL	26,000	26,000	19,500	20,892	(1,392)
UNIFORM & SAFETY	57,500	57,500	43,125	44,832	(1,707)
CARTRIDGE FILTERS	62,000	62,000	46,500	11,217	35,283
SMALL TOOLS	31,000	31,000	23,250	8,776	14,474
SAFETY SUPPLIES	36,400	36,400	27,300	28,411	(1,111)
LAB SUPPLIES	29,000	29,000	21,750	14,101	7,649
LAB SAMPLE ANALYSIS	5,000	5,000	3,750	140	3,610
RENT EQP-GEN	5,000	5,000	3,750	0	3,750
PRF SRVCS - GEN	185,000	185,000	138,750	114,496	24,254
CHEM-CHLORINE	7,172,000	7,234,790	5,426,093	4,345,699	1,080,394
CHEM-PLYMR	90,000	90,000	67,500	39,078	28,422
CHEM-SLFRC ACID	501,500	505,891	379,418	325,160	54,258
CHEM-ANTISCALENT	1,700,000	1,700,000	1,275,000	1,001,449	273,551
CHEM-MF CLN CHEM	2,224,000	2,243,471	1,682,603	954,133	728,470
CHEM - GWRS RO CLEANING	593,000	598,192	448,644	397,631	51,013
CHEM-ALUM	15,000	20,000	15,000	20,991	(5,991)
CHEM-PST TREATMT HYDRATED LIME	1,800,000	1,800,000	1,350,000	1,336,055	13,945
CHEM-HYDROGEN PEROXIDE UV	600,000	605,253	453,940	496,258	(42,318)
CHEM-SODIUM BISULFITE	7,000	7,000	5,250	5,251	(2)

# ORANGE COUNTY WATER DISTRICT

13

## General Fund ( Cost Center ) Budgets

For the Third Quarter Ending March 31, 2025

### Attachment C

	Original Budget B	Original Budget B	YTD Budget C	YTD Actual D	Difference C - D
CHEM - ANHYDROUS AMMONIA(TAX)	2,500	2,500	1,875	0	1,875
UTIL-ELEC	437,000	437,000	327,750	403,250	(75,500)
UTIL-POWER	27,423,999	27,401,999	20,551,499	21,216,677	(665,178)
UTIL-POWER-DEMAND CREDIT	(1,000,000)	(1,000,000)	(750,000)	(1,398,599)	648,599
UTIL-GAS	103,000	98,000	73,500	53,924	19,576
UTIL-WATER	195,000	195,000	146,250	148,368	(2,118)
LADPW CURRENT EXP	1,350,000	1,408,800	1,056,600	908,854	147,746
MAINT-SUPPLS&MATRL-ELECTRICL	51,200	51,200	38,400	42,561	(4,161)
MAINT - SUPPLS&MATERIAL	261,950	261,950	196,462	217,911	(21,449)
MAINT EQ-COMM	2,000	2,000	1,500	0	1,500
MAINT EQ-CARTS	15,500	15,500	11,625	13,209	(1,584)
MAINT EQ-VEH	47,000	47,000	35,250	18,102	17,148
MAINT EQ-HEAVY	4,000	4,000	3,000	2,274	726
MAINT S&I-OUTSIDE SVC	1,087,100	1,087,100	815,325	933,898	(118,573)
MAINT S&I-MICROFILTRATION	223,900	213,900	160,425	181,903	(21,478)
MAINT S&I-REV OSMOS	261,000	261,000	195,750	156,506	39,244
MAINT S&I-GAP	59,500	59,500	44,625	22,168	22,457
MAINT S&I- INJECT	256,120	260,970	195,728	266,828	(71,101)
MAINT S&I-UV	817,000	817,000	612,750	968,182	(355,432)
MAINT-INFLNT PMP STN	4,000	4,000	3,000	4,361	(1,361)
MAINT-SNT ANA RES	5,000	5,000	3,750	553	3,197
MAIN-S&I-SCREENINGS	28,800	30,800	23,100	28,469	(5,369)
MAIN-S&I-LIME SYSTEM	51,500	51,500	38,625	31,264	7,361
MAIN-S&I-PRODUCT WATR PUMP STN	33,500	63,500	47,625	62,579	(14,954)
	\$ 59,305,844	\$ 59,466,591	\$ 44,599,943	\$ 42,524,178	\$ 2,075,765

1.) Lower than planned expenses in Chemicals for the Groundwater Replenishment System.



# ORANGE COUNTY WATER DISTRICT

14

## General Fund ( Cost Center ) Budgets

For the Third Quarter Ending March 31, 2025

### Attachment C

	Original Budget A	Revised Budget B	YTD Budget C	YTD Actual D	Difference C - D
<b>FOREBAY OPERATIONS</b>					
ACTUAL REG WAGES	2,138,858	2,138,858	1,604,144	1,671,646	(67,502)
ACTUAL REG OT WAGES	97,684	97,684	73,263	58,816	14,447
RETIREMENT	368,705	368,705	276,529	277,125	(596)
RETIREMENT 457 ER MATCH	65,001	65,001	48,751	41,650	7,101
HEALTH INSURANCE	513,854	513,854	385,390	400,520	(15,129)
WORKERS COMP	52,280	52,280	39,210	32,135	7,075
PAYROLL TAXES	33,801	33,801	25,351	25,826	(475)
MEMBERSHIP	1,700	1,700	1,275	1,277	(2)
SPECIAL DEPT EXPENSE	9,000	9,000	6,750	7,334	(584)
TECH TRAINING	6,000	6,000	4,500	1,852	2,648
TRVL/MILEAGE/CONFERNC	0	0	0	945	(945)
OFF EXP-GENERAL	10,500	10,500	7,875	7,677	198
HARDWARE/SOFTWARE	7,000	7,000	5,250	3,783	1,467
GAS & DIESEL	40,000	55,000	41,250	38,687	2,563
FUEL - OFF ROAD	80,000	70,000	52,500	44,942	7,558
UNIFORM & SAFETY	12,500	12,500	9,375	11,966	(2,591)
SMALL TOOLS	4,000	4,000	3,000	1,452	1,548
SAFETY SUPPLIES	7,000	7,000	5,250	1,176	4,074
RENT EQP-GEN	1,500	1,500	1,125	1,280	(155)
RENT EQP-HEAVY	15,000	10,000	7,500	3,148	4,352
PRF SERVICE-GEN	90,000	107,218	80,414	44,451	35,962
TEMP LABOR	10,000	10,000	7,500	3,137	4,363
CHEM-PESTI	3,500	3,500	2,625	0	2,625
UTIL-ELEC	1,080,000	1,080,000	810,000	566,234	243,766 1
UTIL-WATER	40,000	40,000	30,000	20,515	9,485
MAINT-SUPPLIES&MATERIAL-ELECTR	18,000	28,000	21,000	21,862	(862)
MAINT EQ-COMM	3,000	3,000	2,250	668	1,582
MAINT EQ-VEH	40,000	50,000	37,500	30,033	7,467
MAINT EQ-GROUND	305,000	305,000	228,750	130,846	97,904
MAINT EQ-HEAVY	110,000	115,000	86,250	55,777	30,473
MAINT S&I-GEN	140,000	145,000	108,750	125,590	(16,840)
MAINTENANCE	60,000	60,000	45,000	15,641	29,359
	\$ 5,363,883	\$ 5,411,101	\$ 4,058,326	\$ 3,647,992	\$ 410,334

1.) Lower utility electrical costs due to less movement of water from the Burris Basin to the Santiago Basin.

# ORANGE COUNTY WATER DISTRICT

15

## General Fund ( Cost Center ) Budgets

For the Third Quarter Ending March 31, 2025

### Attachment C

	Original Budget A	Revised Budget B	YTD Budget C	YTD Actual D	Difference C - D
<b>PRADO</b>					
ACTUAL REG WAGES	230,169	230,169	172,627	157,702	14,925
ACTUAL REG OT WAGES	2,268	2,268	1,701	5,304	(3,603)
RETIREMENT	38,701	38,701	29,026	25,253	3,773
RETIREMENT 457 ER MATCH	6,500	6,500	4,875	2,375	2,500
HEALTH INSURANCE	23,906	23,906	17,930	19,093	(1,164)
WORKERS COMP	5,486	5,486	4,114	3,336	779
PAYROLL TAXES	3,371	3,371	2,528	2,376	152
MISC EXPENSE	1,000	1,000	750	0	750
OFF EXP-GENERAL	1,000	1,000	750	208	542
HARDWARE/SOFTWARE	0	0	0	(334)	334
GAS & DIESEL	6,500	6,500	4,875	1,530	3,345
FUEL - OFF ROAD	60,000	60,000	45,000	37,829	7,171
UNIFORM & SAFETY	5,000	5,000	3,750	2,215	1,535
SMALL TOOLS	1,000	1,000	750	124	626
SAFETY SUPPLIES	500	500	375	0	375
RENT EQP-GEN	500	500	375	0	375
RENT EQP-HEAVY	50,000	45,000	33,750	41,017	(7,267)
TEMP LABOR	2,500	2,500	1,875	0	1,875
CHEM-FLOC	500	500	375	0	375
UTIL-ELEC	9,000	9,000	6,750	9,421	(2,671)
MAINT EQ-GEN	1,000	1,000	750	0	750
MAINT EQ-VEH	5,000	5,000	3,750	2,356	1,394
MAINT EQ-HEAVY	30,000	35,000	26,250	30,677	(4,427)
MAINT S&I-GEN	55,500	55,500	41,625	43,108	(1,483)
	\$ 539,401	\$ 539,401	\$ 404,551	\$ 383,588	\$ 20,963

# ORANGE COUNTY WATER DISTRICT

16

## General Fund ( Cost Center ) Budgets

For the Third Quarter Ending March 31, 2025

### Attachment C

	Original Budget A	Revised Budget B	YTD Budget C	YTD Actual D	Difference C - D
<b>PROPERTY MANAGEMENT</b>					
ACTUAL REG WAGES	129,755	129,755	97,316	105,666	(8,350)
RETIREMENT	21,604	21,604	16,203	17,564	(1,361)
RETIREMENT 457 ER MATCH	3,250	3,250	2,437	2,375	62
HEALTH INSURANCE	15,237	15,237	11,428	11,735	(307)
WORKERS COMP	623	623	467	386	81
PAYROLL TAXES	1,881	1,881	1,411	1,535	(125)
SPECIAL DEPT EXPENSE	200	200	150	1,604	(1,454)
LICENSES & PERMITS	98,196	138,282	103,712	99,375	4,336
OFF EXP-GENERAL	500	500	375	124	251
GAS & DIESEL	250	250	187	0	187
PRF SRVCS-GEN	10,000	37,500	28,125	7,858	20,267
TAXES & ASSESSMENTS	74,542	74,542	55,906	75,496	(19,590)
MAINT S&I-GEN	500	500	375	0	375
	\$ 356,538	\$ 424,124	\$ 318,093	\$ 323,719	\$ (5,626)

	Original Budget A	Revised Budget B	YTD Budget C	YTD Actual D	Difference C - D
<b>ENGINEERING</b>					
ACTUAL REG WAGES	1,059,504	1,059,504	794,628	843,325	(48,697)
ACTUAL REG OT WAGES	0	0	0	158	(158)
CAPITALIZED SALARIES	(267,916)	(267,916)	(200,937)	(139,364)	(61,573)
RETIREMENT	172,728	172,728	129,546	125,441	4,105
RETIREMENT 457 ER MATCH	14,300	14,300	10,725	12,410	(1,685)
HEALTH INSURANCE	135,699	135,699	101,774	116,227	(14,453)
WORKERS COMP	6,249	6,249	4,687	5,323	(636)
PAYROLL TAXES	16,733	16,733	12,550	13,135	(585)
CAPITALIZED BENEFITS	(86,100)	(86,100)	(64,575)	(45,637)	(18,938)
MEMBERSHIP	1,000	1,000	750	180	570
SUBSCRIPTIONS	5,000	5,000	3,750	2,750	1,000
TECH TRAINING	1,000	1,000	750	0	750
TRVL/MILEAGE/CONFERNC	5,000	5,000	3,750	1,156	2,594
OFF EXP-GENERAL	6,900	6,900	5,175	1,209	3,966
GAS & DIESEL	3,500	3,500	2,625	557	2,068
LOGO SHIRTS	700	700	525	398	127
PRF SRVCS-ENG	40,000	40,000	30,000	7,520	22,480
	\$ 1,114,297	\$ 1,114,297	\$ 835,723	\$ 944,788	\$ (109,065)

# ORANGE COUNTY WATER DISTRICT

17

## General Fund ( Cost Center ) Budgets

For the Third Quarter Ending March 31, 2025

### Attachment C

	Original Budget A	Revised Budget B	YTD Budget C	YTD Actual D	Difference C - D
<b>HYDROGEOLOGY</b>					
ACTUAL REG WAGES	2,115,290	2,115,290	1,586,468	1,553,199	33,269
ACTUAL REG OT WAGES	17,358	17,358	13,019	1,933	11,085
CAPITALIZED SALARIES	(115,297)	(115,297)	(86,473)	(57,261)	(29,211)
RETIREMENT	343,398	343,398	257,549	254,794	2,754
RETIREMENT 457 ER MATCH	39,488	39,488	29,616	25,218	4,398
HEALTH INSURANCE	275,842	275,842	206,881	215,608	(8,727)
WORKERS COMP	20,778	20,778	15,583	12,405	3,178
PAYROLL TAXES	35,276	35,276	26,457	23,969	2,488
CAPITALIZED BENEFITS	(38,651)	(38,651)	(28,988)	(20,597)	(8,392)
MEMBERSHIP	1,500	1,500	1,125	345	780
SPECIAL DEPT EXPENSE	164,000	440,037	330,028	348,093	(18,065)
TECH TRAINING	6,000	6,000	4,500	260	4,240
TRVL/MILEAGE/CONFERNC	6,000	6,000	4,500	4,152	348
OFF EXP-GENERAL	8,500	8,500	6,375	4,105	2,270
GAS & DIESEL	9,000	9,000	6,750	4,659	2,091
UNIFORM & SAFETY	200	200	150	348	(198)
LOGO SHIRTS	100	100	75	23	52
SMALL TOOLS	7,000	7,000	5,250	7,905	(2,655)
LAB SUPPLIES	300	300	225	91	134
PRF SRVCS-LEGAL	340,000	340,000	255,000	846,627	(591,627)
PRF SRVCS-ENG	481,000	527,883	395,912	210,210	185,703
MAINT EQ-GEN	19,000	19,000	14,250	14,425	(175)
MAINT S&I-GEN	8,000	8,000	6,000	342	5,658
<b>DEPARTMENT GRAND TOTAL</b>	<b>\$ 3,744,081</b>	<b>\$ 4,067,001</b>	<b>\$ 3,050,251</b>	<b>\$ 3,450,852</b>	<b>\$ (400,601)</b>

1.) Unanticipated legal costs related to a recent South Basin settlement received.

**ORANGE COUNTY WATER DISTRICT**

18

**General Fund ( Cost Center ) Budgets**

**For the Third Quarter Ending March 31, 2025**

**Attachment C**

	Original Budget A	Revised Budget B	YTD Budget C	YTD Actual D	Difference C - D
<b>NATURAL RESOURCES</b>					
ACTUAL REG WAGES	646,508	793,065	594,799	480,902	113,897
RETIREMENT	98,985	98,985	74,239	68,621	5,618
RETIREMENT 457 ER MATCH	16,250	16,250	12,187	8,575	3,612
HEALTH INSURANCE	98,370	98,370	73,778	81,402	(7,624)
WORKERS COMP	15,466	15,466	11,599	7,215	4,385
PAYROLL TAXES	12,599	12,599	9,449	8,904	546
MEMBERSHIP	0	0	0	90	(90)
SUBSCRIPTIONS	1,250	1,250	938	1,136	(198)
SPECIAL DEPT EXPENSE	5,000	5,000	3,750	2,124	1,626
TECH TRAINING	0	0	0	(410)	410
TRVL/MILEAGE/CONFERNC	5,000	5,000	3,750	3,664	86
OFF EXP-GENERAL	5,000	5,000	3,750	4,624	(874)
GAS & DIESEL	12,000	12,000	9,000	4,412	4,588
UNIFORM & SAFETY	600	600	450	250	200
LOGO SHIRTS	500	500	375	477	(102)
SMALL TOOLS	16,000	16,000	12,000	5,193	6,807
SAFETY SUPPLIES	1,000	1,000	750	240	510
PRF SRVCS-GEN	213,000	413,000	309,750	23,362	286,389
PRF SRVCS-GEN - REIMBURSEMENT	(53,000)	(53,000)	(39,750)	0	(39,750)
TEMP WORKERS	80,000	80,000	60,000	35,128	24,873
INTER-AGENCY AGREEMENT	15,000	15,000	11,250	11,250	0
MAINT EQ-VEH	14,000	14,000	10,500	1,442	9,058
MAINT S&I-GEN	380,000	180,000	135,000	254,429	(119,428)
	\$ 1,583,528	\$ 1,730,085	\$ 1,297,564	\$ 1,003,029	\$ 294,535
<b>Grand Totals</b>	<b>\$ 105,197,676</b>	<b>\$ 106,373,578</b>	<b>\$ 79,780,183</b>	<b>\$ 75,680,364</b>	<b>\$ 4,099,819</b>

**ORANGE COUNTY WATER DISTRICT  
ATTACHMENT D  
OPERATING BUDGET TO ACTUAL  
FOR THE THIRD QUARTER ENDING MARCH 31, 2025**

<b>Revenue Sources</b>	<b>Annual Budget</b>	<b>YTD Budget</b>	<b>YTD Actual</b>	<b>Variance (Over)/Under</b>
Replenishment Assessment (Including In-Lieu RA)	\$ 200,858,622	\$ 150,643,967	\$ 155,794,710	\$ (5,150,744) <sup>1</sup>
Basin Equity Assessment	\$ 2,750,000	\$ 2,062,500	\$ 2,062,500	\$ -
Property Taxes	\$ 35,807,406	\$ 26,855,555	\$ 24,361,513	\$ 2,494,042
Facility Revenue (GAP & LRP)	\$ 2,722,941	\$ 2,042,206	\$ 2,315,938	\$ (273,732)
Investment Revenue	\$ 5,733,008	\$ 4,299,756	\$ 8,669,562	\$ (4,369,806) <sup>2</sup>
Rent & Others	\$ 8,700,154	\$ 6,525,116	\$ 12,840,234	\$ (6,315,119) <sup>3</sup>
	<u>\$ 256,572,131</u>	<u>\$ 192,429,098</u>	<u>\$ 206,044,456</u>	<u>\$ (13,615,358)</u>

1.) Replenishment Assessments for the 9 months is more than planned. The year to date budget for groundwater pumping is approximately 219,000 acre-feet and actual pumping is approximately 226,445 acre-feet, which is approximately 3% more than anticipated.

2.) Investment revenues were more than planned primarily due to increases in investment interest rates year to date.

3.) Majority of this variance is due to the District receiving \$3.2 million for a litigation settlement for South Basin and \$1.6 million of annual annexation, which was more than the year-to-date budget.



# **Operations Budget to Actual Third Quarter Ending March 31, 2025**

Administration/Finance Issues Cte.  
May 15, 2025





# Summary of Operation Expenses Budget to Actual

For the Third Quarter Ending March 31, 2025

OPERATING EXPENSES	APPROVED ANNUAL REVISED BUDGET (millions)	FY24-25 9 MONTH BUDGET (millions)	FY24-25 9 MONTH ACTUAL EXPENSE (millions)	VARIANCE (OVER)/UNDER (millions)
GENERAL FUND	\$106.40	\$79.80	\$75.70	\$4.10 ✓
SMALL EQUIPMENT	\$0.90	\$0.70	\$0.30	\$0.40
DEBT SERVICE*	\$46.50	\$41.60	\$39.80	\$1.80
REPLACEMENT & REFURB (R&R)	\$25.10	\$18.80	\$7.80	\$11.00 ✓
PFAS O&M	\$5.40	\$4.10	\$4.10	\$0
WATER PURCHASES	<u>\$6.00</u>	<u>\$4.50</u>	<u>\$3.50</u>	<u>\$1.00</u>
TOTAL	\$190.30	\$149.50	\$131.20	\$18.30
*Budget is not annualized				

# Operation Expenses

## For the Third Quarter Ending March 31, 2025

**General Fund** expenses were \$4.1 million less than the revised YTD budget of FY2024-25:

- **Board Admin:** \$213K less than planned Board election expenses, which these expenses occur every other year.
- **Water Production:** \$2 million less than planned expenses for chemicals used in the Groundwater Replenishment System, such as sodium hypochlorite, anti-scalant and citric acid chemicals are lower than budget in the 9 months.
- **Forebay Operations:** \$240K lower than planned electrical costs, due to less movement of water from the Burris Basin to Santiago Basin for capture and recharge of stormwater.
- **Hydrogeology:** \$400K more than planned professional services for legal, due to an unanticipated settlement related to South Basin litigation.

# Operation Expenses, continued

**Replacement & Refurbishment** - \$11 million lower than the YTD Budget.

- \$6.5 million of R&R projects anticipate phases to complete later this year:
  - Santiago Floating Pump Station \$2.3 million less than budget (Phase 1 construction is completing and Phase 2 will start late in 2025.)
  - Orange Storm Drain at Bond Basin \$2.3 million less than budget (construction anticipated to start this summer or fall.)
  - Anaheim Valve Vault \$1.8 million less than budget (construction anticipated to start this summer or fall.)

# Summary of Operating Revenue Sources Budget to Actual

Through the Third Quarter Ending March 31, 2025

REVENUE SOURCES	FY24-25 ANNUAL BUDGET (millions)	9 MONTH YTD BUDGET (millions)	9 MONTH YTD ACTUAL (millions)	VARIANCE (OVER)/UNDER (millions)
REPLENISHMENT ASSESSMENTS	\$200.9	\$150.6	\$155.8	(\$5.2) ✓
BASIN EQUITY ASSESSMENT	\$2.8	\$2.1	\$2.1	\$0
PROPERTY TAXES	\$35.8	\$26.9	\$24.3	\$2.6
FACILITY REVENUE (GAP & LRP)	\$2.7	\$2.0	\$2.3	(\$0.3)
INVESTMENT REVENUES	\$5.7	\$4.3	\$8.7	(\$4.4) ✓
RENT & OTHERS	<u>\$8.7</u>	<u>\$6.5</u>	<u>\$12.8</u>	<u>(\$6.3)</u> ✓
TOTAL	\$254.7	\$191	\$206	(\$15)

- ✓ **Replenishment Assessments** – Year-to-date budget for producer groundwater pumping is 219,000 acre-feet and actual is 226,445 acre-feet which is approximately 3% more than planned.
- ✓ **Investment Revenues** – More than planned due to investment interest rates year to date more than planned.
- ✓ **Rent & Other Revenues** – Most of this variance is due to the District receiving \$3.2 million for a litigation settlement for South Basin and \$1.6 million of annual annexation fees, which was more than the year-to-date budget.

# Questions?

---

ocwd.com  
(714) 378-3200

18700 Ward St.  
Fountain Valley, CA 92708

@OCWaterDistrict  
f @ in @ d X v



## **AGENDA ITEM SUBMITTAL**

**Meeting Date:** May 15, 2025

**To:** Administration/Finance Issues Cte.  
Board of Directors

**From:** John Kennedy

**Staff Contact:** R. Fick/M. Ochoa

**Budgeted:** Yes

**Budgeted Amount:** N/A

**Cost Estimate:** N/A

**Funding Source:** All

**Program/Line Item No.** N/A

**General Counsel Approval:** N/A

**Engineers/Feasibility Report:** N/A

**CEQA Compliance:** N/A

**Subject:** **MONTHLY CASH DISBURSEMENTS REPORT**

---

### **SUMMARY**

The Committee requested that staff provide information related to the District's cash disbursements and that it be included for review at Administration/Finance Issues Committee meetings.

Attachment: Cash Disbursements Reports for the period March 27, 2025 – April 30, 2025

### **RECOMMENDATION**

Informational

### **BACKGROUND/ANALYSIS**

At the request of the Committee, the Cash Disbursements reports are included in detail for review at Administration/Finance Issues Committee meeting. They are also included in the Board packet to be ratified. Checks numbered with a series beginning with an 8 represent normal automated system vendor check payments, checks numbered with an 80 represent vendor payments via single use account, and checks numbered with a series beginning with a 9 are manual checks or wire transfer disbursements.

### **PRIOR RELEVANT BOARD ACTION(S)**

Monthly



# Orange County Water District

## Check Register

**Begin Date:** 2025-03-27

**End Date:** 2025-04-02

**Page:** 1

### Accounts Payable Check Register Presented for Board Ratification and/or Approval

Check No.	Date	Vendor Name	Invoice #	Purpose	Invoice Amount	Check Amount	FYTD
122619	2025-04-02	ABSOLUTE STANDARDS, INC.	Inv# 245111	Shipping Handling	\$15.00		
122619	2025-04-02	ABSOLUTE STANDARDS, INC.	Inv# 245111	Lab supplies	\$191.25		
<b>Total for Check:</b> 122619						\$206.25	\$12,493.50
122620	2025-04-02	ACCO ENGINEERED SYSTEMS	Inv# 20672300	Control Module for 901 Switch	\$565.50		
122620	2025-04-02	ACCO ENGINEERED SYSTEMS	Inv# 20672300	Control Module for 901 Switch	\$531.00		
122620	2025-04-02	ACCO ENGINEERED SYSTEMS	Inv# 20672300	Discount	(\$21.93)		
<b>Total for Check:</b> 122620						\$1,074.57	\$204,117.34
122621	2025-04-02	ACCUSTANDARD, INC.	Inv# 1022131	Lab supplies	\$218.38		
122621	2025-04-02	ACCUSTANDARD, INC.	Inv# 1022131	Lab supplies	\$152.25		
122621	2025-04-02	ACCUSTANDARD, INC.	Inv# 1022131	SHIPPING & HANDLING	\$74.69		
122621	2025-04-02	ACCUSTANDARD, INC.	Inv# 1022254	SHIPPING & HANDLING	\$109.28		
122621	2025-04-02	ACCUSTANDARD, INC.	Inv# 1022254	Lab supplies	\$22.63		
<b>Total for Check:</b> 122621						\$577.23	\$12,059.99
122622	2025-04-02	AGILENT TECHNOLOGIES, INC.	Inv# 129638371	Lab supplies	\$1,359.38		
122622	2025-04-02	AGILENT TECHNOLOGIES, INC.	Inv# 129638371	Lab supplies	\$598.13		
122622	2025-04-02	AGILENT TECHNOLOGIES, INC.	Inv# 129639527		\$405.64		
122622	2025-04-02	AGILENT TECHNOLOGIES, INC.	Inv# 129639527		\$123.98		
<b>Total for Check:</b> 122622						\$2,487.13	\$177,608.88
122623	2025-04-02	AIR SITES 2000 LLC	Inv# 20028	REPEATER SITE LEASE, MONTHLY	\$450.00		
<b>Total for Check:</b> 122623						\$450.00	\$4,050.00
122625	2025-04-02	AMAZON CAPITAL SERVICES, INC	Inv# 14CM-VFF6-4PDM	Prizes/ Supplies	\$120.68		
122625	2025-04-02	AMAZON CAPITAL SERVICES, INC	Inv# 14CM-VFF6-4PDM	Prizes/ Supplies	\$104.40		
122625	2025-04-02	AMAZON CAPITAL SERVICES, INC	Inv# 14CM-VFF6-4PDM	Prizes/ Supplies	\$81.53		
122625	2025-04-02	AMAZON CAPITAL SERVICES, INC	Inv# 14CM-VFF6-4PDM	Prizes/ Supplies	\$81.53		
122625	2025-04-02	AMAZON CAPITAL SERVICES, INC	Inv# 14CM-VFF6-4PDM	Prizes/ Supplies	\$65.15		
122625	2025-04-02	AMAZON CAPITAL SERVICES, INC	Inv# 14CM-VFF6-4PDM	Prizes/ Supplies	\$52.14		
122625	2025-04-02	AMAZON CAPITAL SERVICES, INC	Inv# 14CM-VFF6-4PDM	Prizes/ Supplies	\$51.45		
122625	2025-04-02	AMAZON CAPITAL SERVICES, INC	Inv# 14CM-VFF6-4PDM	Prizes/ Supplies	\$36.98		
122625	2025-04-02	AMAZON CAPITAL SERVICES, INC	Inv# 14CM-VFF6-4PDM	Prizes/ Supplies	\$10.86		
122625	2025-04-02	AMAZON CAPITAL SERVICES, INC	Inv# 19Y1-RJNR-D7RK		(\$319.19)		
122625	2025-04-02	AMAZON CAPITAL SERVICES, INC	Inv# 1FJQ-LWRF-C61L	FESTIVAL - HYDRO. ACTIVITY	\$385.40		
122625	2025-04-02	AMAZON CAPITAL SERVICES, INC	Inv# 1KHR-VJDM-CN93	COFFEE MACHINE FOR PRADO	\$106.67		

# Orange County Water District

## Check Register

**Begin Date:** 2025-03-27

**End Date:** 2025-04-02

**Page:** 2

### Accounts Payable Check Register Presented for Board Ratification and/or Approval

Check No.	Date	Vendor Name	Invoice #	Purpose	Invoice Amount	Check Amount	FYTD
122625	2025-04-02	AMAZON CAPITAL SERVICES, INC	Inv# 1LHP-W4FM-JY7N	AMAZON PARTS	\$60.88		
122625	2025-04-02	AMAZON CAPITAL SERVICES, INC	Inv# 1LHP-W4FM-JY7N		\$12.66		
122625	2025-04-02	AMAZON CAPITAL SERVICES, INC	Inv# 1NLY-4L3P-63YM	OFFICE SUPPLIES- YADI	\$46.20		
122625	2025-04-02	AMAZON CAPITAL SERVICES, INC	Inv# 1NLY-4L3P-63YM		\$3.01		
122625	2025-04-02	AMAZON CAPITAL SERVICES, INC	Inv# 1PCW-7LD3-6QN9	FESTIVAL - HYDRO. ACTIVITY	\$78.13		
122625	2025-04-02	AMAZON CAPITAL SERVICES, INC	Inv# 1PCW-7LD3-6QN9	FESTIVAL - HYDRO. ACTIVITY	\$74.72		
122625	2025-04-02	AMAZON CAPITAL SERVICES, INC	Inv# 1TYR-LY4M-994W	AMAZON PARTS	\$684.75		
<b>Total for Check:</b>		122625				\$1,737.95	\$32,832.37
122626	2025-04-02	AMAZON WEB SERVICES INC	Inv# 1497-D9HF-CVCL		(\$31.48)		
122626	2025-04-02	AMAZON WEB SERVICES INC	Inv# 149Y-JW3X-J6C9		\$39.08		
122626	2025-04-02	AMAZON WEB SERVICES INC	Inv# 1TYV-FMXR-67J9	G-2 CLUTCH FOR CART-RICHIE O	\$130.49		
122626	2025-04-02	AMAZON WEB SERVICES INC	Inv# 1TYV-FMXR-67J9	G-2 CLUTCH FOR CART-RICHIE O	\$31.48		
<b>Total for Check:</b>		122626				\$169.57	\$2,525.68
122627	2025-04-02	AMERICAN WATER CHEMICAL, INC	Inv# 52247571	3/5 41200 lb antiscalant	\$50,264.00		
<b>Total for Check:</b>		122627				\$50,264.00	\$1,366,869.08
122628	2025-04-02	AVEVA SELECT CALIFORNIA	Inv# 456496	1712	\$10,810.00		
122628	2025-04-02	AVEVA SELECT CALIFORNIA	Inv# 456496	1712	\$2,700.00		
122628	2025-04-02	AVEVA SELECT CALIFORNIA	Inv# 456496	1712	\$985.00		
122628	2025-04-02	AVEVA SELECT CALIFORNIA	Inv# 456605	TopView Software Support Renew	\$550.00		
<b>Total for Check:</b>		122628				\$15,045.00	\$15,045.00
122629	2025-04-02	B & M LAWN & GARDEN CENTER	Inv# 673129	BPO Landscaping	\$43.08		
<b>Total for Check:</b>		122629				\$43.08	\$2,918.68
122630	2025-04-02	BANK OF AMERICA, N.A.	Inv# 681759180125PAY	feb 2025	\$295.00		
<b>Total for Check:</b>		122630				\$295.00	\$294,864.02
122631	2025-04-02	BATTERY SYSTEMS	Inv# 6230812	BPO Batteries	\$358.74		
122631	2025-04-02	BATTERY SYSTEMS	Inv# 6230812	Battery fee	\$2.00		
<b>Total for Check:</b>		122631				\$360.74	\$6,754.70
122632	2025-04-02	BEAR STATE WATER HEATING	Inv# 794965	Service Boiler #1 at Lab	\$316.79		
122632	2025-04-02	BEAR STATE WATER HEATING	Inv# 794965	Service Boiler #1 at Lab	\$282.84		
<b>Total for Check:</b>		122632				\$599.63	\$12,357.60
122633	2025-04-02	BIOTAGE LLC	Inv# 212963	Lab supplies	\$2,355.53		

# Orange County Water District

## Check Register

**Begin Date:** 2025-03-27

**End Date:** 2025-04-02

**Page:** 3

### Accounts Payable Check Register Presented for Board Ratification and/or Approval

Check No.	Date	Vendor Name	Invoice #	Purpose	Invoice Amount	Check Amount	FYTD
122633	2025-04-02	BIOTAGE LLC	Inv# 212963		\$33.26		
		<b>Total for Check:</b>	122633			\$2,388.79	\$30,997.81
122634	2025-04-02	BLR	Inv# 19765965	BLR Invoice	\$1,310.00		
		<b>Total for Check:</b>	122634			\$1,310.00	\$1,310.00
122635	2025-04-02	BRENNTAG PACIFIC INC.	Inv# BPI505572	3/24 41800 lb H.Peroxide	\$10,450.00		
122635	2025-04-02	BRENNTAG PACIFIC INC.	Inv# BPI505572	discount	(\$209.00)		
122635	2025-04-02	BRENNTAG PACIFIC INC.	Inv# BPI505920	3/25 42140 lb citric acid	\$27,817.14		
122635	2025-04-02	BRENNTAG PACIFIC INC.	Inv# BPI505920	discount	(\$556.34)		
122635	2025-04-02	BRENNTAG PACIFIC INC.	Inv# BPI506319	3/26 11.2579 ton caustic soda	\$8,276.25		
122635	2025-04-02	BRENNTAG PACIFIC INC.	Inv# BPI506319	carbon emission fee	\$172.42		
122635	2025-04-02	BRENNTAG PACIFIC INC.	Inv# BPI506319	superfund tax	\$9.00		
122635	2025-04-02	BRENNTAG PACIFIC INC.	Inv# BPI506319	discount	(\$169.15)		
122635	2025-04-02	BRENNTAG PACIFIC INC.	Inv# BPI507105	3/31 41840 H.Peroxide	\$10,460.00		
122635	2025-04-02	BRENNTAG PACIFIC INC.	Inv# BPI507105	discount	(\$209.20)		
		<b>Total for Check:</b>	122635			\$56,041.12	\$1,445,350.29
122636	2025-04-02	CALIFORNIA SURVEYING & DRAFTING SUPPLY	Inv# 91527522		\$322.93		
122636	2025-04-02	CALIFORNIA SURVEYING & DRAFTING SUPPLY	Inv# 91527522		\$37.10		
		<b>Total for Check:</b>	122636			\$360.03	\$360.03
122637	2025-04-02	CEL ANALYTICAL INC	Inv# 250312-6055	WQ ANALYSIS	\$630.00		
		<b>Total for Check:</b>	122637			\$630.00	\$9,870.00
122638	2025-04-02	CHARLES P. CROWLEY CO,	Inv# 33679	Generated by reorder 2/12/25 2	\$1,990.13		
122638	2025-04-02	CHARLES P. CROWLEY CO,	Inv# 33679		\$66.93		
122638	2025-04-02	CHARLES P. CROWLEY CO,	Inv# 33687	Generated by reorder 2/19/25 9	\$815.63		
122638	2025-04-02	CHARLES P. CROWLEY CO,	Inv# 33687		\$51.90		
		<b>Total for Check:</b>	122638			\$2,924.59	\$18,715.04
122639	2025-04-02	CLEARTEC PACKAGING	Inv# 1019822		\$197.77		
122639	2025-04-02	CLEARTEC PACKAGING	Inv# 1019822		\$129.69		
122639	2025-04-02	CLEARTEC PACKAGING	Inv# 1019822		\$98.79		
		<b>Total for Check:</b>	122639			\$426.25	\$426.25
122640	2025-04-02	COMPSYCH CORPORATION	Inv# 25040961	District EAP Program for ee's	\$1,512.00		
		<b>Total for Check:</b>	122640			\$1,512.00	\$4,536.00

# Orange County Water District

## Check Register

**Begin Date:** 2025-03-27

**End Date:** 2025-04-02

**Page:** 4

### Accounts Payable Check Register Presented for Board Ratification and/or Approval

Check No.	Date	Vendor Name	Invoice #	Purpose	Invoice Amount	Check Amount	FYTD
122641	2025-04-02	CONSTELLATION NEWENERGY INC.	Inv# 70437025801	02/20/2025 to 03/21/2025	\$1,639.69		
<b>Total for Check:</b>		122641				\$1,639.69	\$12,843,654.70
122642	2025-04-02	DXP ENTERPRISES, INC.	Inv# 54992219	Crosshead Seal- TI Pump JSMITH	\$613.35		
122642	2025-04-02	DXP ENTERPRISES, INC.	Inv# 54992219		\$16.04		
<b>Total for Check:</b>		122642				\$629.39	\$268,029.21
122643	2025-04-02	CPI INTERNATIONAL	Inv# 20068619	Lab supplies	\$159.86		
122643	2025-04-02	CPI INTERNATIONAL	Inv# 20068619	Lab supplies	\$61.99		
122643	2025-04-02	CPI INTERNATIONAL	Inv# 20068619	Discount	(\$4.08)		
<b>Total for Check:</b>		122643				\$217.77	\$12,172.76
122644	2025-04-02	DDB ENGINEERING, INC.	Inv# IN202518	Feb25 GWRS 2024 report	\$13,860.00		
<b>Total for Check:</b>		122644				\$13,860.00	\$41,402.00
122645	2025-04-02	E & L ELECTRIC	Inv# 88569N	New Baldor 30 HP motor JHAMMER	\$4,175.55		
122645	2025-04-02	E & L ELECTRIC	Inv# 88569N		\$255.58		
<b>Total for Check:</b>		122645				\$4,431.13	\$18,566.28
122646	2025-04-02	EMERSON LLLP	Inv# 30925142	Generated by reorder 2/12/25 3	\$2,825.16		
122646	2025-04-02	EMERSON LLLP	Inv# 30925142		\$11.83		
<b>Total for Check:</b>		122646				\$2,836.99	\$144,672.72
122647	2025-04-02	ENGINEERING ANALYTICS, INC	Inv# 25-0142	thru 2/28 South Basin FS	\$4,789.50		
<b>Total for Check:</b>		122647				\$4,789.50	\$10,688.33
122648	2025-04-02	EST ANALYTICAL	Inv# 1094245	Lab supplies	\$1,062.84		
122648	2025-04-02	EST ANALYTICAL	Inv# 1094245		\$26.20		
<b>Total for Check:</b>		122648				\$1,089.04	\$5,118.60
122649	2025-04-02	EXCELSIOR ELEVATOR	Inv# 36577	BPO ELEVATOR SERVICE	\$583.33		
122649	2025-04-02	EXCELSIOR ELEVATOR	Inv# 36577	Discount	(\$17.50)		
<b>Total for Check:</b>		122649				\$565.83	\$8,979.87
122650	2025-04-02	FACTORY MOTOR PARTS	Inv# 101-512746	BPO AUTO PARTS	\$145.18		
122650	2025-04-02	FACTORY MOTOR PARTS	Inv# 102-230328	Generated by reorder 3/5/25 10	\$30.81		
122650	2025-04-02	FACTORY MOTOR PARTS	Inv# 12-6449459	Generated by reorder 3/5/25 10	\$28.48		
122650	2025-04-02	FACTORY MOTOR PARTS	Inv# 12-6449459	Generated by reorder 3/5/25 10	\$28.43		
122650	2025-04-02	FACTORY MOTOR PARTS	Inv# 12-6449459	Generated by reorder 3/5/25 10	\$28.22		
122650	2025-04-02	FACTORY MOTOR PARTS	Inv# 164-392366	BPO AUTO PARTS	\$300.88		
122650	2025-04-02	FACTORY MOTOR PARTS	Inv# 164-392384	BPO AUTO PARTS	\$105.27		

# Orange County Water District

## Check Register

**Begin Date:** 2025-03-27

**End Date:** 2025-04-02

**Page:** 5

### Accounts Payable Check Register Presented for Board Ratification and/or Approval

Check No.	Date	Vendor Name	Invoice #	Purpose	Invoice Amount	Check Amount	FYTD
122650	2025-04-02	FACTORY MOTOR PARTS	Inv# 164-392717	BPO AUTO PARTS	\$24.91		
122650	2025-04-02	FACTORY MOTOR PARTS	Inv# 164-392791	BPO AUTO PARTS	\$150.38		
122650	2025-04-02	FACTORY MOTOR PARTS	Inv# 164-392791	Battery Fee	\$2.00		
		<b>Total for Check:</b>	122650			\$844.56	\$13,039.22
122651	2025-04-02	FEDERAL EXPRESS CORPORATION	Inv# 8-812-96833	Package Delivery	\$116.36		
		<b>Total for Check:</b>	122651			\$116.36	\$12,841.34
122652	2025-04-02	FERGUSON ENTERPRISES, LLC #1089	Inv# 5143855	Anaheim MOV 8 repair PETE	\$265.50		
122652	2025-04-02	FERGUSON ENTERPRISES, LLC #1089	Inv# 5143855	Delivery	\$25.00		
		<b>Total for Check:</b>	122652			\$290.50	\$2,942.28
122653	2025-04-02	FRUIT GROWERS LABORATORY INC	Inv# 420485A	BPO RADIOACTIVITY ANAYLSIS	\$1,203.00		
122653	2025-04-02	FRUIT GROWERS LABORATORY INC	Inv# 420486A	BPO RADIOACTIVITY ANAYLSIS	\$1,203.00		
122653	2025-04-02	FRUIT GROWERS LABORATORY INC	Inv# 420996A	BPO RADIOACTIVITY ANAYLSIS	\$1,203.00		
122653	2025-04-02	FRUIT GROWERS LABORATORY INC	Inv# 501101A	BPO RADIOACTIVITY ANAYLSIS	\$161.00		
122653	2025-04-02	FRUIT GROWERS LABORATORY INC	Inv# 502081A	BPO RADIOACTIVITY ANAYLSIS	\$103.00		
		<b>Total for Check:</b>	122653			\$3,873.00	\$30,335.00
122654	2025-04-02	FUEL SERV	Inv# 25-102S	R23017 - Supply and install (1	\$12,700.00		
		<b>Total for Check:</b>	122654			\$12,700.00	\$12,700.00
122655	2025-04-02	GE GRID SOLUTIONS, LLC	Inv# 7001072451	freight	\$4,016.92		
122655	2025-04-02	GE GRID SOLUTIONS, LLC	Inv# 7001072451		\$49.40		
		<b>Total for Check:</b>	122655			\$4,066.32	\$9,353.31
122656	2025-04-02	GEIGER	Inv# 5840478	ORDER SUNGLASSES	\$1,250.63		
122656	2025-04-02	GEIGER	Inv# 5840478	ORDER SUNGLASSES	\$1,250.62		
122656	2025-04-02	GEIGER	Inv# 5840478	S&H	\$487.68		
122656	2025-04-02	GEIGER	Inv# 5840478	Discount	(\$29.89)		
		<b>Total for Check:</b>	122656			\$2,959.04	\$37,762.20
122659	2025-04-02	GRAINGER INC.	Inv# 9423185728		(\$23.00)		
122659	2025-04-02	GRAINGER INC.	Inv# 9423185736	Credit	(\$23.00)		

# Orange County Water District

## Check Register

**Begin Date:** 2025-03-27

**End Date:** 2025-04-02

**Page:** 6

### Accounts Payable Check Register Presented for Board Ratification and/or Approval

Check No.	Date	Vendor Name	Invoice #	Purpose	Invoice Amount	Check Amount	FYTD
122659	2025-04-02	GRAINGER INC.	Inv# 9425914190	BPO INDUSTRIAL SUPPLIES	\$201.94		
122659	2025-04-02	GRAINGER INC.	Inv# 9425914190	BPO INDUSTRIAL SUPPLIES	\$24.31		
122659	2025-04-02	GRAINGER INC.	Inv# 9425914208	Generated by reorder 2/21/25 8	\$77.88		
122659	2025-04-02	GRAINGER INC.	Inv# 9425928273	Cigarette Receptacles JSMITH	\$524.48		
122659	2025-04-02	GRAINGER INC.	Inv# 9427286159	BPO INDUSTRIAL SUPPLIES	\$134.84		
122659	2025-04-02	GRAINGER INC.	Inv# 9427286159	BPO INDUSTRIAL SUPPLIES	\$25.11		
122659	2025-04-02	GRAINGER INC.	Inv# 9427286167	Generated by reorder 3/3/25 6:	\$591.82		
122659	2025-04-02	GRAINGER INC.	Inv# 9427286167	Generated by reorder 3/3/25 6:	\$519.30		
122659	2025-04-02	GRAINGER INC.	Inv# 9427286167	Generated by reorder 3/3/25 6:	\$519.30		
122659	2025-04-02	GRAINGER INC.	Inv# 9427286167	Generated by reorder 3/3/25 6:	\$259.83		
122659	2025-04-02	GRAINGER INC.	Inv# 9427286167	Generated by reorder 3/3/25 6:	\$151.46		
122659	2025-04-02	GRAINGER INC.	Inv# 9427286167	Generated by reorder 3/3/25 6:	\$37.78		
122659	2025-04-02	GRAINGER INC.	Inv# 9428690805	Generated by reorder 3/3/25 6:	\$677.60		
122659	2025-04-02	GRAINGER INC.	Inv# 9430063066	BPO INDUSTRIAL SUPPLIES	\$63.23		
122659	2025-04-02	GRAINGER INC.	Inv# 9430063082		\$727.92		
122659	2025-04-02	GRAINGER INC.	Inv# 9430566076		\$33.19		
122659	2025-04-02	GRAINGER INC.	Inv# 9430566076		\$27.27		
122659	2025-04-02	GRAINGER INC.	Inv# 9430566076		\$20.31		
122659	2025-04-02	GRAINGER INC.	Inv# 9432108992		\$822.15		
122659	2025-04-02	GRAINGER INC.	Inv# 9432108992		\$183.67		
122659	2025-04-02	GRAINGER INC.	Inv# 9430063074	BPO INDUSTRIAL SUPPLIES	\$78.35		
<b>Total for Check:</b>		122659				\$5,655.74	\$161,150.44
122660	2025-04-02	HACH COMPANY	Inv# 14401268	DR6000 Annual PM	\$1,638.87		
<b>Total for Check:</b>		122660				\$1,638.87	\$49,689.55
122661	2025-04-02	HAMILTON COMPANY	Inv# INV-263838	Lab supplies	\$84.83		
122661	2025-04-02	HAMILTON COMPANY	Inv# INV-263838	Frt&Handling	\$13.91		
<b>Total for Check:</b>		122661				\$98.74	\$1,365.62
122662	2025-04-02	HOME DEPOT CREDIT SERVICES	Inv# 1091284	BPO INDUSTRIAL SUPPLIES	\$376.05		
122662	2025-04-02	HOME DEPOT CREDIT SERVICES	Inv# 1091285	BPO INDUSTRIAL SUPPLIES	\$134.52		
122662	2025-04-02	HOME DEPOT CREDIT SERVICES	Inv# 1617226	BPO INDUSTRIAL SUPPLIES	\$3.21		
122662	2025-04-02	HOME DEPOT CREDIT SERVICES	Inv# 5272119	BPO INDUSTRIAL SUPPLIES	\$38.15		
122662	2025-04-02	HOME DEPOT CREDIT SERVICES	Inv# 6523572	BPO INDUSTRIAL SUPPLIES	\$134.53		

# Orange County Water District

## Check Register

**Begin Date:** 2025-03-27

**End Date:** 2025-04-02

**Page:** 7

### Accounts Payable Check Register Presented for Board Ratification and/or Approval

Check No.	Date	Vendor Name	Invoice #	Purpose	Invoice Amount	Check Amount	FYTD
122662	2025-04-02	HOME DEPOT CREDIT SERVICES	Inv# 7615816	BPO INDUSTRIAL SUPPLIES	\$19.16		
122662	2025-04-02	HOME DEPOT CREDIT SERVICES	Inv# 8617822	BPO INDUSTRIAL SUPPLIES	\$24.19		
<b>Total for Check:</b>		122662				\$729.81	\$29,124.74
122663	2025-04-02	Hollinden, Patrick	Inv# NOV23-MAR25 PHONE STIPEND		\$640.00		
			11/26/23-3/25/25 phone stipend				
<b>Total for Check:</b>		122663				\$640.00	\$640.00
122664	2025-04-02	IBM CORPORATION	Inv# 5002109	5 YR SOFTWARE SUBSCRIPTION	\$115,478.62		
<b>Total for Check:</b>		122664				\$115,478.62	\$115,478.62
122665	2025-04-02	IDEXX LABORATORIES, INC.	Inv# 3170866278	Generated by reorder 3/5/25 8:	\$1,244.10		
122665	2025-04-02	IDEXX LABORATORIES, INC.	Inv# 3170866278	Generated by reorder 3/5/25 8:	\$1,158.19		
122665	2025-04-02	IDEXX LABORATORIES, INC.	Inv# 3170866278	Generated by reorder 3/5/25 8:	\$1,158.19		
122665	2025-04-02	IDEXX LABORATORIES, INC.	Inv# 3170866278	Generated by reorder 3/5/25 8:	\$354.72		
<b>Total for Check:</b>		122665				\$3,915.20	\$13,423.60
122666	2025-04-02	INTEGRATED MEDIA SYSTEMS	Inv# 47486	MEDIA SERVICES	\$138.75		
<b>Total for Check:</b>		122666				\$138.75	\$3,060.51
122667	2025-04-02	KENNEDY/JENKS CONSULTANTS, INC.	Inv# 178499	thru 2/21 PFAS Orange wo#3	\$24,998.25		
<b>Total for Check:</b>		122667				\$24,998.25	\$408,311.25
122668	2025-04-02	KLEINFELDER, INC.	Inv# 001523844	Feb25 agmt 1568 PFAS	\$14,960.00		
<b>Total for Check:</b>		122668				\$14,960.00	\$14,960.00
122669	2025-04-02	LHOIST NORTH AMERICA	Inv# 1102504318	3/2 lime (2) 24.36 & 24.98 ton	\$22,112.21		
122669	2025-04-02	LHOIST NORTH AMERICA	Inv# 1102504319	3/5 lime(2) 26.26 & 24.88 tons	\$22,918.90		
<b>Total for Check:</b>		122669				\$45,031.11	\$1,350,100.14
122670	2025-04-02	LIFE TECHNOLOGIES CORP	Inv# 86712075	Lab supplies	\$2,048.42		
122670	2025-04-02	LIFE TECHNOLOGIES CORP	Inv# 86712075	Fedex/Handling	\$131.59		
122670	2025-04-02	LIFE TECHNOLOGIES CORP	Inv# 86740816	Lab supplies	\$2,705.70		
122670	2025-04-02	LIFE TECHNOLOGIES CORP	Inv# 86740816	Fed Ex/Handling	\$120.71		
<b>Total for Check:</b>		122670				\$5,006.42	\$9,006.60
122671	2025-04-02	MCFADDEN-DALE HARDWARE CO.	Inv# 395514/3	BPO INDUSTRIAL SUPPLIES	\$76.04		
122671	2025-04-02	MCFADDEN-DALE HARDWARE CO.	Inv# 395514/3	Discount	(\$2.09)		
122671	2025-04-02	MCFADDEN-DALE HARDWARE CO.	Inv# 572603/5	BPO INDUSTRIAL SUPPLIES	\$31.68		
122671	2025-04-02	MCFADDEN-DALE HARDWARE CO.	Inv# 572603/5		(\$0.88)		
<b>Total for Check:</b>		122671				\$104.75	\$5,269.22



# Orange County Water District

## Check Register

**Begin Date:** 2025-03-27

**End Date:** 2025-04-02

**Page:** 8

### Accounts Payable Check Register Presented for Board Ratification and/or Approval

Check No.	Date	Vendor Name	Invoice #	Purpose	Invoice Amount	Check Amount	FYTD
122672	2025-04-02	MYTHICS	Inv# 228181	Oracle 11/17/24-2/16/25	\$5,614.30		
		<b>Total for Check:</b>	122672			\$5,614.30	\$17,581.94
122673	2025-04-02	NAPA AUTO PARTS	Inv# 148602	BPO TRUCK PARTS	\$102.28		
122673	2025-04-02	NAPA AUTO PARTS	Inv# 148602		(\$2.05)		
		<b>Total for Check:</b>	122673			\$100.23	\$15,247.88
122674	2025-04-02	NAPA/ORANGE COUNTY AUTO PARTS	Inv# 747244	BPO AUTO PARTS	\$33.67		
122674	2025-04-02	NAPA/ORANGE COUNTY AUTO PARTS	Inv# 747244		(\$0.67)		
		<b>Total for Check:</b>	122674			\$33.00	\$2,505.79
122675	2025-04-02	NIEVES LANDSCAPE, INC.	Inv# 80391	1645	\$9,365.00		
122675	2025-04-02	NIEVES LANDSCAPE, INC.	Inv# 80671	1645	\$9,365.00		
		<b>Total for Check:</b>	122675			\$18,730.00	\$46,001.03
122676	2025-04-02	ONESOURCE DISTRIBUTORS INC.	Inv# S007781560.001	Allen Bradley DC-CCP143 Distr	\$6,160.00		
122676	2025-04-02	ONESOURCE DISTRIBUTORS INC.	Inv# S007781560.001		(\$61.60)		
122676	2025-04-02	ONESOURCE DISTRIBUTORS INC.	Inv# S007812657.003	Generated by reorder 2/13/25 8	\$2,599.07		
122676	2025-04-02	ONESOURCE DISTRIBUTORS INC.	Inv# S007812657.003	S&H	\$9.24		
122676	2025-04-02	ONESOURCE DISTRIBUTORS INC.	Inv# S007812657.003	Discount	(\$23.90)		
122676	2025-04-02	ONESOURCE DISTRIBUTORS INC.	Inv# S007835959.001	12/5 SOW, LAB	\$366.87		
122676	2025-04-02	ONESOURCE DISTRIBUTORS INC.	Inv# S007835959.001	SUPPLIES-JHAMMER			
122676	2025-04-02	ONESOURCE DISTRIBUTORS INC.	Inv# S007835959.001	12/5 SOW, LAB	\$74.05		
122676	2025-04-02	ONESOURCE DISTRIBUTORS INC.	Inv# S007835959.001	SUPPLIES-JHAMMER			
122676	2025-04-02	ONESOURCE DISTRIBUTORS INC.	Inv# S007835959.001	S&H	\$13.62		
122676	2025-04-02	ONESOURCE DISTRIBUTORS INC.	Inv# S007835959.001	Discount	(\$4.05)		
		<b>Total for Check:</b>	122676			\$9,133.30	\$279,445.50
122677	2025-04-02	ORANGE COUNTY CONSERVATION CORPS	Inv# 03032025_20250303	Feb25 graffit-trash removal	\$2,798.33		
		<b>Total for Check:</b>	122677			\$2,798.33	\$27,983.30
122678	2025-04-02	OTEK CORPORATION	Inv# 004838	OTEK NTM-B Level Indic JHAMMER	\$546.00		
122678	2025-04-02	OTEK CORPORATION	Inv# 004838	Freight	\$24.11		
		<b>Total for Check:</b>	122678			\$570.11	\$570.11
122679	2025-04-02	PACIFIC MECHANICAL SUPPLY	Inv# 5387153	Mechanical Seal for Lab JSMITH	\$774.85		
122679	2025-04-02	PACIFIC MECHANICAL SUPPLY	Inv# 5387153		(\$7.75)		
		<b>Total for Check:</b>	122679			\$767.10	\$23,966.45

# Orange County Water District

## Check Register

**Begin Date:** 2025-03-27

**End Date:** 2025-04-02

**Page:** 9

### Accounts Payable Check Register Presented for Board Ratification and/or Approval

Check No.	Date	Vendor Name	Invoice #	Purpose	Invoice Amount	Check Amount	FYTD
122680	2025-04-02	PAPER RECYCLING & SHREDDING SPECIALIST	Inv# 596254	ON-SITE SHREDDING	\$156.00		
122680	2025-04-02	PAPER RECYCLING & SHREDDING SPECIALIST	Inv# 596254	ON-SITE SHREDDING	\$132.00		
<b>Total for Check:</b>		122680				\$288.00	\$1,440.00
122681	2025-04-02	PEOPLESPLACE	Inv# INV99247		\$174.00		
<b>Total for Check:</b>		122681				\$174.00	\$174.00
122682	2025-04-02	PHENOMENEX INC.	Inv# CIUS-25019325	Lab supplies	\$4,480.50		
122682	2025-04-02	PHENOMENEX INC.	Inv# CIUS-25019325		\$18.47		
122682	2025-04-02	PHENOMENEX INC.	Inv# CIUS-25019325		(\$82.74)		
<b>Total for Check:</b>		122682				\$4,416.23	\$67,665.99
122683	2025-04-02	PHENOVA INC	Inv# 213370	Lab Standards	\$214.89		
122683	2025-04-02	PHENOVA INC	Inv# 213370	Lab Standards	\$189.44		
122683	2025-04-02	PHENOVA INC	Inv# 213370	Frt&Handling	\$54.19		
<b>Total for Check:</b>		122683				\$458.52	\$16,857.23
122684	2025-04-02	PSOMAS	Inv# 218937	1/31-2/27 PFAS G.G. wo#2	\$3,996.25		
<b>Total for Check:</b>		122684				\$3,996.25	\$18,038.75
122685	2025-04-02	PURCOR PEST SOLUTIONS	Inv# 12460350	BPO RODENT CONTROL	\$185.00		
<b>Total for Check:</b>		122685				\$185.00	\$6,575.00
122686	2025-04-02	Patel, Mehul	Inv# MARCH 26, 2025 TRAVEL WateReuse	3/26 Phoenix, AZ	\$94.88		
<b>Total for Check:</b>		122686				\$94.88	\$1,252.60
122687	2025-04-02	QDOXS	Inv# 1N66095	BPO COPIER MAINTENANCE	\$595.07		
<b>Total for Check:</b>		122687				\$595.07	\$5,491.17
122688	2025-04-02	QUADIENT LEASING USA, INC.	Inv# Q1761880	Mail Machine Lease	\$1,096.38		
<b>Total for Check:</b>		122688				\$1,096.38	\$4,385.52
122689	2025-04-02	QUINN COMPANY	Inv# PC830432007	BPO EQUIPMENT & SUPPLIES	\$751.37		
122689	2025-04-02	QUINN COMPANY	Inv# PC830432056	BPO EQUIPMENT & SUPPLIES	\$180.16		
122689	2025-04-02	QUINN COMPANY	Inv# PC830432057		\$749.03		
122689	2025-04-02	QUINN COMPANY	Inv# PC830432057		\$225.11		
122689	2025-04-02	QUINN COMPANY	Inv# PC830432057		\$126.88		
122689	2025-04-02	QUINN COMPANY	Inv# PC830432057		\$103.33		
122689	2025-04-02	QUINN COMPANY	Inv# PC830432057		\$32.16		

# Orange County Water District

## Check Register

**Begin Date:** 2025-03-27

**End Date:** 2025-04-02

**Page:** 10

### Accounts Payable Check Register Presented for Board Ratification and/or Approval

Check No.	Date	Vendor Name	Invoice #	Purpose	Invoice Amount	Check Amount	FYTD
122689	2025-04-02	QUINN COMPANY	Inv# PC830432097		\$98.82		
122689	2025-04-02	QUINN COMPANY	Inv# PC830432097		\$70.83		
122689	2025-04-02	QUINN COMPANY	Inv# PC830432097		\$64.93		
<b>Total for Check:</b>		122689				\$2,402.62	\$86,733.20
122690	2025-04-02	RED WING SHOE CO. INC.	Inv# 789-1-77968	BPO WORK BOOTS	\$200.00		
122690	2025-04-02	RED WING SHOE CO. INC.	Inv# 855-1-56365	BPO WORK BOOTS	\$198.25		
<b>Total for Check:</b>		122690				\$398.25	\$9,450.71
122691	2025-04-02	SAFETY MANAGEMENT SYSTEMS	Inv# 8552	Training	\$2,700.00		
<b>Total for Check:</b>		122691				\$2,700.00	\$6,775.00
122692	2025-04-02	SALCO DYNAMIC SOLUTIONS INC.	Inv# 118182	Generated by reorder 3/12/25 1	\$1,813.07		
122692	2025-04-02	SALCO DYNAMIC SOLUTIONS INC.	Inv# 118182	Generated by reorder 3/12/25 1	\$54.10		
122692	2025-04-02	SALCO DYNAMIC SOLUTIONS INC.	Inv# 118182	Envr Fee	\$7.75		
122692	2025-04-02	SALCO DYNAMIC SOLUTIONS INC.	Inv# 118182	Discount	(\$34.49)		
<b>Total for Check:</b>		122692				\$1,840.43	\$25,483.72
122693	2025-04-02	SEPARATION PROCESSES, INC.	Inv# 11458	Feb25 Ops support	\$10,890.00		
<b>Total for Check:</b>		122693				\$10,890.00	\$103,673.48
122694	2025-04-02	SOLTIS AND COMPANY, INC.	Inv# SD1724	MOWING AT KRAEMER & ANAHEIM	\$810.00		
122694	2025-04-02	SOLTIS AND COMPANY, INC.	Inv# SD1725	MOWING AT KRAEMER & ANAHEIM	\$720.00		
<b>Total for Check:</b>		122694				\$1,530.00	\$38,341.82
122695	2025-04-02	STATE OF CALIFORNIA	Inv# 12-ORA-057-0010-04APR25		\$810.00		
<b>Total for Check:</b>		122695				\$810.00	\$8,910.00
122696	2025-04-02	TITAN ENVIRONMENTAL SOLUTIONS INC	Inv# 11129396	IH Monitoring	\$895.00		
122696	2025-04-02	TITAN ENVIRONMENTAL SOLUTIONS INC	Inv# 11129396	IH Monitoring	\$695.00		
122696	2025-04-02	TITAN ENVIRONMENTAL SOLUTIONS INC	Inv# 11129396	IH Monitoring	\$500.00		
122696	2025-04-02	TITAN ENVIRONMENTAL SOLUTIONS INC	Inv# 11129910	Lab assessment	\$3,310.00		
<b>Total for Check:</b>		122696				\$5,400.00	\$7,145.00
122697	2025-04-02	U-LINE	Inv# 189830457	SUPPLIES CW FESTIVAL	\$903.84		
122697	2025-04-02	U-LINE	Inv# 189830457	SUPPLIES CW FESTIVAL	\$20.28		
<b>Total for Check:</b>		122697				\$924.12	\$11,019.69
122698	2025-04-02	U.S. BANK	Inv# 7687228	Admin Fees	\$2,385.00		

# Orange County Water District

## Check Register

**Begin Date:** 2025-03-27

**End Date:** 2025-04-02

**Page:** 11

### Accounts Payable Check Register Presented for Board Ratification and/or Approval

Check No.	Date	Vendor Name	Invoice #	Purpose	Invoice Amount	Check Amount	FYTD
122698	2025-04-02	U.S. BANK	Inv# 7687229	2003A Admin Fees	\$4,813.00		
122698	2025-04-02	U.S. BANK	Inv# 7687230	2003B Admin fees	\$2,994.50		
122698	2025-04-02	U.S. BANK	Inv# 7687237	Admin Fee	\$4,500.00		
<b>Total for Check:</b>		122698				\$14,692.50	\$49,752.13
122699	2025-04-02	UNIFIRST CORPORATION	Inv# 2190310239	1557	\$283.23		
122699	2025-04-02	UNIFIRST CORPORATION	Inv# 2190310239	1557	\$8.01		
122699	2025-04-02	UNIFIRST CORPORATION	Inv# 2190311429	1557	\$54.25		
122699	2025-04-02	UNIFIRST CORPORATION	Inv# 2190311430	1557	\$16.77		
122699	2025-04-02	UNIFIRST CORPORATION	Inv# 2190311431	1557	\$278.44		
122699	2025-04-02	UNIFIRST CORPORATION	Inv# 2190311432	1557	\$10.78		
122699	2025-04-02	UNIFIRST CORPORATION	Inv# 2190311433	1557	\$470.78		
122699	2025-04-02	UNIFIRST CORPORATION	Inv# 2190311434	1557	\$238.28		
122699	2025-04-02	UNIFIRST CORPORATION	Inv# 2190311435	1557	\$22.22		
122699	2025-04-02	UNIFIRST CORPORATION	Inv# 2200239269	1557	\$49.86		
<b>Total for Check:</b>		122699				\$1,432.62	\$47,259.38
122700	2025-04-02	UNITED PARCEL SERVICE	Inv# 0000X81601135_20250329 03/29/2025	UPS Invoice	\$209.54		
<b>Total for Check:</b>		122700				\$209.54	\$4,505.64
122701	2025-04-02	UNIVAR SOLUTIONS USA	Inv# 52892125	3/26 23.489 ton sulfuric acid	\$5,543.40		
122701	2025-04-02	UNIVAR SOLUTIONS USA	Inv# 52892125	discount	(\$110.87)		
<b>Total for Check:</b>		122701				\$5,432.53	\$328,684.85
122702	2025-04-02	UNIVERSITY OF CALIFORNIA, IRVINE	Inv# 26733740	Samples to UCI Genomics Hub	\$207.98		
<b>Total for Check:</b>		122702				\$207.98	\$936.16
122703	2025-04-02	UTILIQUEST LLC	Inv# 341159-Q	2/23-3/1 screen/mark pipes	\$944.41		
122703	2025-04-02	UTILIQUEST LLC	Inv# 341159-Q	2/23-3/1 screen/mark pipes	\$550.90		
122703	2025-04-02	UTILIQUEST LLC	Inv# 341159-Q	2/23-3/1 screen/mark pipes	\$67.53		
122703	2025-04-02	UTILIQUEST LLC	Inv# 341159-Q	2/23-3/1 screen/mark pipes	\$11.17		
<b>Total for Check:</b>		122703				\$1,574.01	\$75,359.72
122704	2025-04-02	VEOLIA WTS SERVICES USA, INC.	Inv# 903136086	BPO DI WATER SERVICE	\$548.10		
<b>Total for Check:</b>		122704				\$548.10	\$3,836.70
122705	2025-04-02	VERIZON WIRELESS	Inv# 61087525101	02/17/2025 - 03/16/2025	\$2,372.57		
<b>Total for Check:</b>		122705				\$2,372.57	\$25,009.32

# Orange County Water District

## Check Register

**Begin Date:** 2025-03-27

**End Date:** 2025-04-02

**Page:** 12

### Accounts Payable Check Register Presented for Board Ratification and/or Approval

Check No.	Date	Vendor Name	Invoice #	Purpose	Invoice Amount	Check Amount	FYTD
122706	2025-04-02	VWR INTERNATIONAL LLC	Inv# 8818421437		\$232.26		
122706	2025-04-02	VWR INTERNATIONAL LLC	Inv# 8818439036		\$773.43		
<b>Total for Check:</b>		122706				\$1,005.69	\$71,774.54
122707	2025-04-02	WATER QUALITY & TREATMENT SOLUTIONS INC	Inv# 25-3836	thru 1/27 WRF PFAS TC	\$1,179.40		
<b>Total for Check:</b>		122707				\$1,179.40	\$9,299.40
122708	2025-04-02	WATEREUSE ASSOCIATION	Inv# D59717	Sponsorship level Gold	\$5,000.00		
<b>Total for Check:</b>		122708				\$5,000.00	\$24,757.76
122709	2025-04-02	WESTBAY INSTRUMENTS INC.	Inv# WB-03019	FY25-26 Westbay Maint Contract	\$19,214.50		
<b>Total for Check:</b>		122709				\$19,214.50	\$28,196.50
122710	2025-04-02	WESTRUX INTERNATIONAL	Inv# 01P201525	BPO EQUIPMENT PARTS	\$139.86		
122710	2025-04-02	WESTRUX INTERNATIONAL	Inv# 01P201525	Misc	\$2.00		
<b>Total for Check:</b>		122710				\$141.86	\$555.64
122711	2025-04-02	ZARETSKY ENGINEERING SOLUTIONS	Inv# 3984	Phoenix Controls Electric Cont	\$1,117.95		
122711	2025-04-02	ZARETSKY ENGINEERING SOLUTIONS	Inv# 3984	Phoenix Controls Electric Cont	\$820.00		
122711	2025-04-02	ZARETSKY ENGINEERING SOLUTIONS	Inv# 3984	Discount	(\$18.48)		
<b>Total for Check:</b>		122711				\$1,919.47	\$29,208.20
978719	2025-03-27	JCI JONES CHEMICAL, INC	Inv# 964083	3/17 2838 gal hypochlorite	\$4,886.75		
978719	2025-03-27	JCI JONES CHEMICAL, INC	Inv# 964083	CA mill	\$119.73		
978719	2025-03-27	JCI JONES CHEMICAL, INC	Inv# 964083	discount	(\$97.73)		
978719	2025-03-27	JCI JONES CHEMICAL, INC	Inv# 964092	3/17 4869 gal hypochlorite	\$8,383.94		
978719	2025-03-27	JCI JONES CHEMICAL, INC	Inv# 964092	CA mill	\$205.41		
978719	2025-03-27	JCI JONES CHEMICAL, INC	Inv# 964092	discount	(\$167.68)		
978719	2025-03-27	JCI JONES CHEMICAL, INC	Inv# 964093	3/17 4846 gal hypochlorite	\$8,344.33		
978719	2025-03-27	JCI JONES CHEMICAL, INC	Inv# 964093	CA mill	\$204.44		
978719	2025-03-27	JCI JONES CHEMICAL, INC	Inv# 964093	discount	(\$166.89)		
978719	2025-03-27	JCI JONES CHEMICAL, INC	Inv# 964094	3/17 4802 gal hypochlorite	\$8,268.56		
978719	2025-03-27	JCI JONES CHEMICAL, INC	Inv# 964094	CA mill	\$202.58		
978719	2025-03-27	JCI JONES CHEMICAL, INC	Inv# 964094	discount	(\$165.37)		
978719	2025-03-27	JCI JONES CHEMICAL, INC	Inv# 964172	3/18 4847 gal hypochlorite	\$8,346.05		
978719	2025-03-27	JCI JONES CHEMICAL, INC	Inv# 964172	CA mill	\$204.48		

# Orange County Water District

## Check Register

**Begin Date:** 2025-03-27

**End Date:** 2025-04-02

**Page:** 13

### Accounts Payable Check Register Presented for Board Ratification and/or Approval

Check No.	Date	Vendor Name	Invoice #	Purpose	Invoice Amount	Check Amount	FYTD
978719	2025-03-27	JCI JONES CHEMICAL, INC	Inv# 964172	discount	(\$166.92)		
978719	2025-03-27	JCI JONES CHEMICAL, INC	Inv# 964173	3/18 4802 gal hypochlorite	\$8,268.57		
978719	2025-03-27	JCI JONES CHEMICAL, INC	Inv# 964173	CA mill	\$202.58		
978719	2025-03-27	JCI JONES CHEMICAL, INC	Inv# 964173	discount	(\$165.37)		
978719	2025-03-27	JCI JONES CHEMICAL, INC	Inv# 964174	3/18 4879 gal hypochlorite	\$8,401.15		
978719	2025-03-27	JCI JONES CHEMICAL, INC	Inv# 964174	CA mill	\$205.83		
978719	2025-03-27	JCI JONES CHEMICAL, INC	Inv# 964174	discount	(\$168.02)		
978719	2025-03-27	JCI JONES CHEMICAL, INC	Inv# 964175	3/18 4873 gal hypochlorite	\$8,390.82		
978719	2025-03-27	JCI JONES CHEMICAL, INC	Inv# 964175	CA mill	\$205.58		
978719	2025-03-27	JCI JONES CHEMICAL, INC	Inv# 964175	discount	(\$167.82)		
978719	2025-03-27	JCI JONES CHEMICAL, INC	Inv# 964382	3/20 4835 gal hypochlorite	\$8,497.58		
978719	2025-03-27	JCI JONES CHEMICAL, INC	Inv# 964382	CA mill	\$208.19		
978719	2025-03-27	JCI JONES CHEMICAL, INC	Inv# 964382	discount	(\$169.95)		
978719	2025-03-27	JCI JONES CHEMICAL, INC	Inv# 964383	3/20 4855 gal hypochlorite	\$8,359.82		
978719	2025-03-27	JCI JONES CHEMICAL, INC	Inv# 964383	CA mill	\$204.82		
978719	2025-03-27	JCI JONES CHEMICAL, INC	Inv# 964383	discount	(\$167.20)		
978719	2025-03-27	JCI JONES CHEMICAL, INC	Inv# 964384	3/20 4947 gal hypochlorite	\$8,518.24		
978719	2025-03-27	JCI JONES CHEMICAL, INC	Inv# 964384	CA mill	\$208.70		
978719	2025-03-27	JCI JONES CHEMICAL, INC	Inv# 964385	3/20 4846 gal hypochlorite	\$8,344.33		
978719	2025-03-27	JCI JONES CHEMICAL, INC	Inv# 964385	CA mill	\$204.44		
978719	2025-03-27	JCI JONES CHEMICAL, INC	Inv# 964385	discount	(\$166.89)		
978719	2025-03-27	JCI JONES CHEMICAL, INC	Inv# 964491	3/21 4911 gal hypochlorite	\$8,456.25		
978719	2025-03-27	JCI JONES CHEMICAL, INC	Inv# 964491	CA mill	\$207.18		
978719	2025-03-27	JCI JONES CHEMICAL, INC	Inv# 964491	discount	(\$169.12)		
978719	2025-03-27	JCI JONES CHEMICAL, INC	Inv# 964492	3/21 4859 gal hypochlorite	\$8,366.72		
978719	2025-03-27	JCI JONES CHEMICAL, INC	Inv# 964492	CA mill	\$204.98		
978719	2025-03-27	JCI JONES CHEMICAL, INC	Inv# 964492	discount	(\$167.33)		
978719	2025-03-27	JCI JONES CHEMICAL, INC	Inv# 964384	discount	(\$170.36)		
<b>Total for Check:</b>		978719				\$114,345.40	\$4,227,294.68
978720	2025-03-31	WELLS FARGO BANK	Inv# APRIL 1, 2025 ID6911	Dir PR04 Apr.1.25	\$21,777.20		
<b>Total for Check:</b>		978720				\$21,777.20	\$20,349,636.88
978721	2025-04-02	Pike, Donna R.	Inv# CK 2385	FINAL PR CK 2385	\$1,860.51		

# Orange County Water District

## Check Register

**Begin Date:** 2025-03-27

**End Date:** 2025-04-02

**Page:** 14

### Accounts Payable Check Register Presented for Board Ratification and/or Approval

Check No.	Date	Vendor Name	Invoice #	Purpose	Invoice Amount	Check Amount	FYTD
<b>Total for Check:</b>		978721				\$1,860.51	\$37,452.37
978722	2025-04-02	Pike, Donna R.	Inv# CK 2386	FINAL PR CK 2386	\$35,591.86		
<b>Total for Check:</b>		978722				\$35,591.86	\$37,452.37
978723	2025-04-01	FIDELITY INVESTMENTS	Inv# APRIL 1, 2025 401A	DPR 04 04.01.25 401a	\$7,558.21		
<b>Total for Check:</b>		978723				\$7,558.21	\$5,130,278.31
978724	2025-04-01	FIDELITY INVESTMENTS	Inv# APRIL 1, 2025 457B	DPR 04 04.01.25 457B	\$5,982.55		
<b>Total for Check:</b>		978724				\$5,982.55	\$2,158,197.14
978725	2025-04-01	WELLS FARGO BANK	Inv# APRIL 2, 2025 ID6527	PR07 Apr. 02,25 ID6527	\$34,112.05		
<b>Total for Check:</b>		978725				\$34,112.05	\$20,349,636.88
978726	2025-04-01	WELLS FARGO BANK	Inv# APRIL 2, 2025 ID6911	PR 07 Apr 02,25 ID6911	\$988,694.65		
<b>Total for Check:</b>		978726				\$988,694.65	\$20,349,636.88
978727	2025-04-01	WELLS FARGO BANK	Inv# APRIL 02,25 GARNABF	PR07 Apr.02,25 GARNABF	\$1,985.54		
<b>Total for Check:</b>		978727				\$1,985.54	\$20,349,636.88
978728	2025-04-01	WELLS FARGO BANK	Inv# APRIL 02, 25 GARNCREG GARNCREG	PR07 Apr.02.25	\$351.80		
<b>Total for Check:</b>		978728				\$351.80	\$20,349,636.88
978729	2025-04-02	FIDELITY INVESTMENTS	Inv# APRIL 02,2025 401A	PR07 Apr,02,25 Plan 89137	\$257,283.86		
<b>Total for Check:</b>		978729				\$257,283.86	\$5,130,278.31
978730	2025-04-02	FIDELITY INVESTMENTS	Inv# APRIL 02,2025 457B	PR07 Apr.02.25 Plan 89148	\$103,175.73		
<b>Total for Check:</b>		978730				\$103,175.73	\$2,158,197.14
978731	2025-04-02	U.S. BANK NA	Inv# 2003A INT 03.05-04.01	COP 2003A 03.05-04.01	\$199,168.21		
<b>Total for Check:</b>		978731				\$199,168.21	\$19,883,524.53
978732	2025-04-02	CITIBANK NA NEW YORK, ABA	Inv# 2007BSWAP PMT 03.05-04.01 03.05-04.01	2007B SWAP PMT	\$8,765.48		
<b>Total for Check:</b>		978732				\$8,765.48	\$194,963.42
<b>Run Date:</b> 4/1/2025					<b>\$2,323,738.25</b>	<b>\$2,323,738.25</b>	



# Orange County Water District

## Check Register

**Begin Date:** 2025-04-03

**End Date:** 2025-04-09

**Page:** 1

### Accounts Payable Check Register Presented for Board Ratification and/or Approval

Check No.	Date	Vendor Name	Invoice #	Purpose	Invoice Amount	Check Amount	FYTD
122712	2025-04-09	KENNEDY/JENKS CONSULTANTS, INC.	Inv# 178582	thru 2/21 PFAS Orange wo#2	\$16,776.25		
122712	2025-04-09	KENNEDY/JENKS CONSULTANTS, INC.	Inv# 178634	thru 2/21 PFAS Orange 25 & 27	\$6,656.25		
<b>Total for Check:</b>		122712				\$23,432.50	\$431,743.75
122713	2025-04-09	U.S. BANK CORPORATE PAYMENT SYSTEM	Inv# CMF MARCH 2025 CC		\$770.09		
122713	2025-04-09	U.S. BANK CORPORATE PAYMENT SYSTEM	Inv# JLK MARCH 2025 CC		\$8,422.62		
122713	2025-04-09	U.S. BANK CORPORATE PAYMENT SYSTEM	Inv# LAV MARCH 2025 CC		\$2,278.66		
122713	2025-04-09	U.S. BANK CORPORATE PAYMENT SYSTEM	Inv# MW MARCH 2025 CC		\$17,119.47		
122713	2025-04-09	U.S. BANK CORPORATE PAYMENT SYSTEM	Inv# ORDER #1178469587 2/19/25 9	Generated by reorder	\$245.66		
122713	2025-04-09	U.S. BANK CORPORATE PAYMENT SYSTEM	Inv# ORDER #1178469587 2/19/25 9	Generated by reorder	\$185.18		
<b>Total for Check:</b>		122713				\$29,021.68	\$402,433.45
122714	2025-04-09	ABSOLUTE STANDARDS, INC.	Inv# 245201	Lab supplies	\$1,912.50		
122714	2025-04-09	ABSOLUTE STANDARDS, INC.	Inv# 245201	Shipping and Handling	\$15.00		
<b>Total for Check:</b>		122714				\$1,927.50	\$14,421.00
122715	2025-04-09	ACCUSTANDARD, INC.	Inv# 1022376	Lab supplies	\$218.82		
122715	2025-04-09	ACCUSTANDARD, INC.	Inv# 1022376	SHIPPING & HANDLING	\$119.87		
122715	2025-04-09	ACCUSTANDARD, INC.	Inv# 1022398	Lab supplies	\$212.95		
122715	2025-04-09	ACCUSTANDARD, INC.	Inv# 1022398	SHIPPING & HANDLING	\$34.16		
122715	2025-04-09	ACCUSTANDARD, INC.	Inv# 1022615	Lab supplies	\$479.38		
122715	2025-04-09	ACCUSTANDARD, INC.	Inv# 1022615	SHIPPING & HANDLING	\$37.45		
122715	2025-04-09	ACCUSTANDARD, INC.	Inv# 1022696	Lab supplies	\$1,322.64		
122715	2025-04-09	ACCUSTANDARD, INC.	Inv# 1022696	Lab supplies	\$1,065.75		
122715	2025-04-09	ACCUSTANDARD, INC.	Inv# 1022696	SHIPPING & HANDLING	\$149.80		
<b>Total for Check:</b>		122715				\$3,640.82	\$15,700.81
122716	2025-04-09	ACE CRANE SERVICE, INC.	Inv# 32626	Annual Crane Inspection 2025	\$3,590.00		
122716	2025-04-09	ACE CRANE SERVICE, INC.	Inv# 32626	Annual Crane Inspection 2025	\$3,310.00		
122716	2025-04-09	ACE CRANE SERVICE, INC.	Inv# 32626	Annual Crane Inspection 2025	\$2,700.00		
122716	2025-04-09	ACE CRANE SERVICE, INC.	Inv# 32626	Annual Crane Inspection 2025	\$656.25		

# Orange County Water District

## Check Register

**Begin Date:** 2025-04-03

**End Date:** 2025-04-09

**Page:** 2

### Accounts Payable Check Register Presented for Board Ratification and/or Approval

Check No.	Date	Vendor Name	Invoice #	Purpose	Invoice Amount	Check Amount	FYTD
<b>Total for Check:</b>		122716				\$10,256.25	\$16,968.25
122717	2025-04-09	ACWA JPIA	Inv# WORKERS' COMP JAN-MAR25 1/1-3/31/25	workers' comp	\$79,903.84		
<b>Total for Check:</b>		122717				\$79,903.84	\$6,928,572.36
122718	2025-04-09	ACWA JPIA	Inv# 705613		\$546,057.06		
<b>Total for Check:</b>		122718				\$546,057.06	\$6,928,572.36
122719	2025-04-09	AECOM TECHNICAL SERVICES, INC.	Inv# 2000995686	1/25-2/21 agmt 1321	\$41,709.98		
<b>Total for Check:</b>		122719				\$41,709.98	\$331,912.67
122720	2025-04-09	AGILENT TECHNOLOGIES, INC.	Inv# 129702124	Lab supplies	\$423.57		
122720	2025-04-09	AGILENT TECHNOLOGIES, INC.	Inv# 129702124	SHIPPING && HANDLING	\$1.08		
122720	2025-04-09	AGILENT TECHNOLOGIES, INC.	Inv# 129709740	Lab supplies	\$485.30		
122720	2025-04-09	AGILENT TECHNOLOGIES, INC.	Inv# 129709740	SHIPPING & HANDLING	\$0.09		
<b>Total for Check:</b>		122720				\$910.04	\$178,518.92
122721	2025-04-09	AKESO OCCUPATIONAL HEALTH	Inv# EM013316	DOT PHYSICALS BPO	\$196.50		
122721	2025-04-09	AKESO OCCUPATIONAL HEALTH	Inv# EM013375	DOT PHYSICALS BPO	\$145.00		
<b>Total for Check:</b>		122721				\$341.50	\$6,428.34
122722	2025-04-09	AM SIGNAL, LLC	Inv# M29972		\$4,018.31		
122722	2025-04-09	AM SIGNAL, LLC	Inv# M29972		\$145.00		
<b>Total for Check:</b>		122722				\$4,163.31	\$4,163.31
122723	2025-04-09	AMAZON CAPITAL SERVICES, INC	Inv# 16CV-346T-GRXY		\$41.34		
122723	2025-04-09	AMAZON CAPITAL SERVICES, INC	Inv# 1GCC-49DX-K3PL	Scissors and Hero JSMITH	\$38.05		
122723	2025-04-09	AMAZON CAPITAL SERVICES, INC	Inv# 1GCC-49DX-K3PL	Scissors and Hero JSMITH	\$30.15		
122723	2025-04-09	AMAZON CAPITAL SERVICES, INC	Inv# 1GCC-49DX-K3PL	Scissors and Hero JSMITH	\$29.36		
122723	2025-04-09	AMAZON CAPITAL SERVICES, INC	Inv# 1GCC-49DX-K3PL		(\$10.88)		
122723	2025-04-09	AMAZON CAPITAL SERVICES, INC	Inv# 1VVVVR-1NDC-VCWG		\$53.86		
122723	2025-04-09	AMAZON CAPITAL SERVICES, INC	Inv# 1WFW-WX44-49WJ		\$684.04		
<b>Total for Check:</b>		122723				\$865.92	\$33,698.29
122724	2025-04-09	AMAZON WEB SERVICES INC	Inv# 16MV-XWKC-F16WI		\$303.88		
<b>Total for Check:</b>		122724				\$303.88	\$2,829.56
122725	2025-04-09	BANK OF AMERICA, N.A.	Inv# 681759180127PCM	Jan - Mar 2025 Letter of Credi	\$95,632.04		
<b>Total for Check:</b>		122725				\$95,632.04	\$390,496.06
122726	2025-04-09	BATTERY SYSTEMS	Inv# 37692503120929	BPO Batteries	\$103.40		

# Orange County Water District

## Check Register

**Begin Date:** 2025-04-03

**End Date:** 2025-04-09

**Page:** 3

### Accounts Payable Check Register Presented for Board Ratification and/or Approval

Check No.	Date	Vendor Name	Invoice #	Purpose	Invoice Amount	Check Amount	FYTD
<b>Total for Check:</b>		122726				\$103.40	\$6,858.10
122727	2025-04-09	BENDER CCP INC.	Inv# 225-0022-1	BWW Pump B01 - REBUILD	\$9,455.00		
122727	2025-04-09	BENDER CCP INC.	Inv# 225-0022-1	BWW Pump B01 - REBUILD	\$7,644.04		
122727	2025-04-09	BENDER CCP INC.	Inv# 225-0022-1	BWW Pump B01 - REBUILD	\$3,797.50		
122727	2025-04-09	BENDER CCP INC.	Inv# 225-0022-1	BWW Pump B01 - REBUILD	\$2,015.00		
<b>Total for Check:</b>		122727				\$22,911.54	\$458,102.26
122729	2025-04-09	BERMINGHAM CONTROLS, INC.	Inv# INV28005	4" 300# RO Concentrate Valve R	\$10,546.58		
122729	2025-04-09	BERMINGHAM CONTROLS, INC.	Inv# INV28005	4" 300# RO Concentrate Valve R	\$4,926.38		
122729	2025-04-09	BERMINGHAM CONTROLS, INC.	Inv# INV28005	4" 300# RO Concentrate Valve R	\$3,704.02		
122729	2025-04-09	BERMINGHAM CONTROLS, INC.	Inv# INV28005	4" 300# RO Concentrate Valve R	\$1,350.00		
122729	2025-04-09	BERMINGHAM CONTROLS, INC.	Inv# INV28005	4" 300# RO Concentrate Valve R	\$1,111.42		
122729	2025-04-09	BERMINGHAM CONTROLS, INC.	Inv# INV28005	4" 300# RO Concentrate Valve R	\$1,007.03		
122729	2025-04-09	BERMINGHAM CONTROLS, INC.	Inv# INV28005	4" 300# RO Concentrate Valve R	\$856.97		
122729	2025-04-09	BERMINGHAM CONTROLS, INC.	Inv# INV28005	4" 300# RO Concentrate Valve R	\$356.70		
122729	2025-04-09	BERMINGHAM CONTROLS, INC.	Inv# INV28005	4" 300# RO Concentrate Valve R	\$270.79		
122729	2025-04-09	BERMINGHAM CONTROLS, INC.	Inv# INV28005	4" 300# RO Concentrate Valve R	\$270.78		
122729	2025-04-09	BERMINGHAM CONTROLS, INC.	Inv# INV28005	4" 300# RO Concentrate Valve R	\$249.04		
122729	2025-04-09	BERMINGHAM CONTROLS, INC.	Inv# INV28005	4" 300# RO Concentrate Valve R	\$227.29		
122729	2025-04-09	BERMINGHAM CONTROLS, INC.	Inv# INV28005	4" 300# RO Concentrate Valve R	\$139.21		
122729	2025-04-09	BERMINGHAM CONTROLS, INC.	Inv# INV28005	4" 300# RO Concentrate Valve R	\$134.85		
122729	2025-04-09	BERMINGHAM CONTROLS, INC.	Inv# INV28005	freight	\$20.86		
<b>Total for Check:</b>		122729				\$25,171.92	\$74,013.01
122730	2025-04-09	BIS SAFETY SOFTWARE INC.	Inv# BIS64644	BIS Invoice	\$981.72		
<b>Total for Check:</b>		122730				\$981.72	\$8,879.54
122731	2025-04-09	BLUESPACE INTERIORS	Inv# 50960832	Ergo	\$776.74		
122731	2025-04-09	BLUESPACE INTERIORS	Inv# 50960832	Ergo	\$108.75		
122731	2025-04-09	BLUESPACE INTERIORS	Inv# 50960832	Ergo	\$2.99		
122731	2025-04-09	BLUESPACE INTERIORS	Inv# 50961939	Office Chair Repair	\$97.87		
122731	2025-04-09	BLUESPACE INTERIORS	Inv# 50961939	Office Chair Repair	\$81.56		
<b>Total for Check:</b>		122731				\$1,067.91	\$9,491.65
122732	2025-04-09	BPS SUPPLY GROUP	Inv# S3213760.001	Generated by reorder 4/2/25 8:	\$448.61		
122732	2025-04-09	BPS SUPPLY GROUP	Inv# S3213760.001	Shipping	\$13.39		

# Orange County Water District

## Check Register

**Begin Date:** 2025-04-03

**End Date:** 2025-04-09

**Page:** 4

### Accounts Payable Check Register Presented for Board Ratification and/or Approval

Check No.	Date	Vendor Name	Invoice #	Purpose	Invoice Amount	Check Amount	FYTD
122732	2025-04-09	BPS SUPPLY GROUP	Inv# S3213760.001	Handling	\$4.35		
122732	2025-04-09	BPS SUPPLY GROUP	Inv# S3213760.001	Discount	(\$8.25)		
<b>Total for Check:</b>		122732				\$458.10	\$6,547.46
122733	2025-04-09	BRENNTAG PACIFIC INC.	Inv# BPI507692	4/1 41340 lb citric acid	\$27,289.04		
122733	2025-04-09	BRENNTAG PACIFIC INC.	Inv# BPI507692	discount	(\$545.78)		
<b>Total for Check:</b>		122733				\$26,743.26	\$1,472,093.55
122734	2025-04-09	BUTIER ENGINEERING, INC.	Inv# 03102025	Feb25 TUS-2022-1 PFAS	\$54,600.44		
<b>Total for Check:</b>		122734				\$54,600.44	\$887,253.64
122735	2025-04-09	CCS FACILITY SERVICES-ORANGE COUNTY INC.	Inv# 683102	COMMERICAL CLEANING AT FHQ	\$550.00		
<b>Total for Check:</b>		122735				\$550.00	\$150,806.00
122736	2025-04-09	CDM SMITH, INC.	Inv# 90229233	2/9-3/8 PFAS G.Grove wo#4	\$11,094.15		
<b>Total for Check:</b>		122736				\$11,094.15	\$109,883.52
122737	2025-04-09	CDW GOVERNMENT, INC	Inv# AD2EZ9F	Logitech service agreement	\$1,845.35		
122737	2025-04-09	CDW GOVERNMENT, INC	Inv# AD2EZ9F	May - Jan 2026	\$1,384.01		
122737	2025-04-09	CDW GOVERNMENT, INC	Inv# AD2EZ9F	Jan - Apr 2025	\$461.34		
122737	2025-04-09	CDW GOVERNMENT, INC	Inv# AD2EZ9F		(\$1,845.35)		
<b>Total for Check:</b>		122737				\$1,845.35	\$30,663.29
122738	2025-04-09	CITY OF HUNTINGTON BEACH	Inv# PWE2024-0626_20240401	Blanket Well Permit	\$724.71		
122738	2025-04-09	CITY OF HUNTINGTON BEACH	Inv# PWE2025-0136_20250401	Encroachment Permit	\$483.78		
<b>Total for Check:</b>		122738				\$1,208.49	\$5,689.01
122739	2025-04-09	COLE-PARMER INSTRUMENT CO.	Inv# 3945836	Lab supplies	\$246.90		
122739	2025-04-09	COLE-PARMER INSTRUMENT CO.	Inv# 3945836		\$118.05		
122739	2025-04-09	COLE-PARMER INSTRUMENT CO.	Inv# 3945836	Lab supplies	\$98.40		
122739	2025-04-09	COLE-PARMER INSTRUMENT CO.	Inv# 3945836	Lab supplies	\$44.94		
122739	2025-04-09	COLE-PARMER INSTRUMENT CO.	Inv# 3945836	Lab supplies	\$33.93		
<b>Total for Check:</b>		122739				\$542.22	\$3,327.87
122740	2025-04-09	COMMERCIAL DOOR OF ORANGE CO.	Inv# 28429	BPO DOOR REPAIR	\$488.25		
122740	2025-04-09	COMMERCIAL DOOR OF ORANGE CO.	Inv# 28429	BPO DOOR REPAIR	\$235.00		
122740	2025-04-09	COMMERCIAL DOOR OF ORANGE CO.	Inv# 28429	BPO DOOR REPAIR	\$207.62		

# Orange County Water District

## Check Register

**Begin Date:** 2025-04-03

**End Date:** 2025-04-09

**Page:** 5

### Accounts Payable Check Register Presented for Board Ratification and/or Approval

Check No.	Date	Vendor Name	Invoice #	Purpose	Invoice Amount	Check Amount	FYTD
122740	2025-04-09	COMMERCIAL DOOR OF ORANGE CO.	Inv# 28429	BPO DOOR REPAIR	\$175.31		
		<b>Total for Check:</b> 122740				\$1,106.18	\$16,580.96
122741	2025-04-09	CPI INTERNATIONAL	Inv# 20068662	Lab supplies	\$2,167.39		
122741	2025-04-09	CPI INTERNATIONAL	Inv# 20068662	Lab supplies	\$543.75		
122741	2025-04-09	CPI INTERNATIONAL	Inv# 20068662		(\$49.86)		
122741	2025-04-09	CPI INTERNATIONAL	Inv# 20068664	Supplies	\$481.76		
122741	2025-04-09	CPI INTERNATIONAL	Inv# 20068664	Discount	(\$8.86)		
		<b>Total for Check:</b> 122741				\$3,134.18	\$15,306.94
122742	2025-04-09	DELL MARKETING L.P.	Inv# 10804698759		\$405.59		
		<b>Total for Check:</b> 122742				\$405.59	\$22,718.47
122743	2025-04-09	DIAMOND ENVIRONMENTAL SERVICES	Inv# 0006103420	PORTA POTTY	\$252.84		
122743	2025-04-09	DIAMOND ENVIRONMENTAL SERVICES	Inv# 0006103420	PORTA POTTY	\$93.08		
		<b>Total for Check:</b> 122743				\$345.92	\$3,771.08
122744	2025-04-09	EMERSON LLLP	Inv# 30932945	Generated by reorder 3/3/25 7:	\$2,578.03		
122744	2025-04-09	EMERSON LLLP	Inv# 30932945		\$6.71		
		<b>Total for Check:</b> 122744				\$2,584.74	\$147,257.46
122745	2025-04-09	ENDRESS + HAUSER, INC.	Inv# 6002671093	Generated by reorder 2/20/25 1	\$3,091.74		
122745	2025-04-09	ENDRESS + HAUSER, INC.	Inv# 6002671093		\$52.37		
		<b>Total for Check:</b> 122745				\$3,144.11	\$27,440.80
122746	2025-04-09	FEDERAL EXPRESS CORPORATION	Inv# 8-820-81859	Package Delivery	\$71.60		
122746	2025-04-09	FEDERAL EXPRESS CORPORATION	Inv# 8-820-81860	Package Delivery	\$517.47		
		<b>Total for Check:</b> 122746				\$589.07	\$13,430.41
122747	2025-04-09	FERGUSON WATERWORKS #1083	Inv# 5263326	Limatorque MXa HAMMERSMITH	\$251.65		
		<b>Total for Check:</b> 122747				\$251.65	\$7,909.43
122748	2025-04-09	FILMTEC CORP	Inv# 952313997	MF MEMBRANE MODULES	\$324,592.65		
		<b>Total for Check:</b> 122748				\$324,592.65	\$4,317,631.64
122749	2025-04-09	FIREMASTER	Inv# 0001306705	FIRE EXTINGUISHER	\$543.75		
122749	2025-04-09	FIREMASTER	Inv# 0001306705	FIRE EXTINGUISHER	\$504.00		
			MAINTENANCE				

# Orange County Water District

## Check Register

**Begin Date:** 2025-04-03

**End Date:** 2025-04-09

**Page:** 6

### Accounts Payable Check Register Presented for Board Ratification and/or Approval

Check No.	Date	Vendor Name	Invoice #	Purpose	Invoice Amount	Check Amount	FYTD
122749	2025-04-09	FIREMASTER	Inv# 0001306705	FIRE EXTINGUISHER	\$258.82		
			MAINTENANCE				
122749	2025-04-09	FIREMASTER	Inv# 0001306705	FIRE EXTINGUISHER	\$84.83		
			MAINTENANCE				
122749	2025-04-09	FIREMASTER	Inv# 0001306705	FIRE EXTINGUISHER	\$65.00		
			MAINTENANCE				
		<b>Total for Check:</b>	122749			\$1,456.40	\$3,821.60
122750	2025-04-09	FISHER SCIENTIFIC CO.	Inv# 9107377	Lab supplies	\$101.18		
122750	2025-04-09	FISHER SCIENTIFIC CO.	Inv# 9143157	CWEF - LAB SUPPLIES/PHUN W/WAT	\$419.82		
122750	2025-04-09	FISHER SCIENTIFIC CO.	Inv# 9143158	Lab supplies	\$341.85		
122750	2025-04-09	FISHER SCIENTIFIC CO.	Inv# 9143159	Lab supplies	\$458.99		
122750	2025-04-09	FISHER SCIENTIFIC CO.	Inv# 9247715	Lab supplies	\$3,837.48		
122750	2025-04-09	FISHER SCIENTIFIC CO.	Inv# 9247716	Lab supplies	\$126.26		
		<b>Total for Check:</b>	122750			\$5,285.58	\$216,655.38
122751	2025-04-09	FRUIT GROWERS LABORATORY INC	Inv# 502559A	BPO RADIOACTIVITY ANAYLSIS	\$161.00		
122751	2025-04-09	FRUIT GROWERS LABORATORY INC	Inv# 502565A	BPO RADIOACTIVITY ANAYLSIS	\$299.00		
122751	2025-04-09	FRUIT GROWERS LABORATORY INC	Inv# 502647A	BPO RADIOACTIVITY ANAYLSIS	\$201.00		
122751	2025-04-09	FRUIT GROWERS LABORATORY INC	Inv# 502648A	BPO RADIOACTIVITY ANAYLSIS	\$201.00		
		<b>Total for Check:</b>	122751			\$862.00	\$31,197.00
122752	2025-04-09	GEIGER	Inv# 5850160	OCWD LIP BALM	\$3,034.13		
122752	2025-04-09	GEIGER	Inv# 5850160		\$226.72		
122752	2025-04-09	GEIGER	Inv# 5850160		(\$32.61)		
		<b>Total for Check:</b>	122752			\$3,228.24	\$40,990.44
122753	2025-04-09	GOVERNMENTJOBS.COM, INC.	Inv# INV-130357	NeoGov	\$8,845.12		
		<b>Total for Check:</b>	122753			\$8,845.12	\$27,647.32
122754	2025-04-09	GRAINGER INC.	Inv# 9434653524	BPO INDUSTRIAL SUPPLIES	\$262.30		
122754	2025-04-09	GRAINGER INC.	Inv# 9435179743		\$111.90		
122754	2025-04-09	GRAINGER INC.	Inv# 9436443502	BPO INDUSTRIAL SUPPLIES	\$172.98		
122754	2025-04-09	GRAINGER INC.	Inv# 9436443502	BPO INDUSTRIAL SUPPLIES	\$106.33		
122754	2025-04-09	GRAINGER INC.	Inv# 9436707617		\$41.48		
122754	2025-04-09	GRAINGER INC.	Inv# 9436804844		\$480.79		

# Orange County Water District

## Check Register

**Begin Date:** 2025-04-03

**End Date:** 2025-04-09

**Page:** 7

### Accounts Payable Check Register Presented for Board Ratification and/or Approval

Check No.	Date	Vendor Name	Invoice #	Purpose	Invoice Amount	Check Amount	FYTD
122754	2025-04-09	GRAINGER INC.	Inv# 9434653532		\$524.60		
		<b>Total for Check:</b>	122754			\$1,700.38	\$162,850.82
122755	2025-04-09	HACH COMPANY	Inv# 14408790	Generated by reorder 3/4/25 7:	\$2,538.24		
122755	2025-04-09	HACH COMPANY	Inv# 14408790	Freight	\$32.73		
122755	2025-04-09	HACH COMPANY	Inv# 14413034	Generated by reorder 3/6/25 1:	\$818.89		
122755	2025-04-09	HACH COMPANY	Inv# 14413034	Generated by reorder 3/6/25 1:	\$18.70		
		<b>Total for Check:</b>	122755			\$3,408.56	\$53,098.11
122756	2025-04-09	HARRINGTON INDUSTRIAL PLASTICS	Inv# 002S6454	Generated by reorder 3/12/25 8	\$172.44		
122756	2025-04-09	HARRINGTON INDUSTRIAL PLASTICS	Inv# 002S6454		\$16.67		
122756	2025-04-09	HARRINGTON INDUSTRIAL PLASTICS	Inv# 002S6454		(\$3.17)		
		<b>Total for Check:</b>	122756			\$185.94	\$7,829.54
122757	2025-04-09	HOME DEPOT CREDIT SERVICES	Inv# 7273014	BPO INDUSTRIAL SUPPLIES	\$29.60		
122757	2025-04-09	HOME DEPOT CREDIT SERVICES	Inv# 8903752	Nexgrill Del 6-Burner JHAMMER	\$599.78		
122757	2025-04-09	HOME DEPOT CREDIT SERVICES	Inv# 8903803	YADI	\$660.85		
122757	2025-04-09	HOME DEPOT CREDIT SERVICES	Inv# 8903803	YADI	\$413.03		
122757	2025-04-09	HOME DEPOT CREDIT SERVICES	Inv# 9030944	BPO INDUSTRIAL SUPPLIES	\$27.95		
		<b>Total for Check:</b>	122757			\$1,731.21	\$30,855.95
122758	2025-04-09	Haney, Lisa	Inv# MARCH 13-14, 2025 TRAVEL	3/13-14 D.C. NWSA	\$143.03		
		<b>Total for Check:</b>	122758			\$143.03	\$2,751.18
122759	2025-04-09	Harasty, Alicia	Inv# FEBRUARY 25-27, 2025 TRAV DC2025	2/25-27 D.C. ACWA	\$276.88		
122759	2025-04-09	Harasty, Alicia	Inv# MARCH 11, 2025 TRAVEL	3/11 SACTO ACWA SLC	\$30.00		
122759	2025-04-09	Harasty, Alicia	Inv# MARCH 26-27, 2025 TRAVEL	3/26-27 SACTO	\$227.64		
122759	2025-04-09	Harasty, Alicia	Inv# MAY 28, 2025 TRAVEL	5/28 SACTO GRA	\$216.90		
		<b>Total for Check:</b>	122759			\$751.42	\$3,643.84
122760	2025-04-09	INDUSTRIAL METAL SUPPLY CO.	Inv# 2828909	BPO METAL SUPPLIES	\$316.52		
122760	2025-04-09	INDUSTRIAL METAL SUPPLY CO.	Inv# 2828909	BPO METAL SUPPLIES	\$161.61		
		<b>Total for Check:</b>	122760			\$478.13	\$7,466.60
122761	2025-04-09	INTERA INCORPORATED	Inv# 02-25-24	1/1-2/28 North Basin grndwtr	\$2,055.00		



# Orange County Water District

## Check Register

**Begin Date:** 2025-04-03

**End Date:** 2025-04-09

**Page:** 8

### Accounts Payable Check Register Presented for Board Ratification and/or Approval

Check No.	Date	Vendor Name	Invoice #	Purpose	Invoice Amount	Check Amount	FYTD
122761	2025-04-09	INTERA INCORPORATED	Inv# 02-25-25	1/1-2/28 Alamitos GAP recalibr	\$6,795.00		
		<b>Total for Check:</b>	122761			\$8,850.00	\$93,748.57
122762	2025-04-09	IRVINE PIPE & SUPPLY CO	Inv# S120048149.001	Spare Pipeline Airvac Can (one	\$1,573.02		
122762	2025-04-09	IRVINE PIPE & SUPPLY CO	Inv# S120048149.001	Spare Pipeline Airvac Can (one	\$107.75		
122762	2025-04-09	IRVINE PIPE & SUPPLY CO	Inv# S120048149.001	Discount	(\$29.20)		
122762	2025-04-09	IRVINE PIPE & SUPPLY CO	Inv# S120330412.001	Generated by reorder 3/12/25 1	\$304.41		
122762	2025-04-09	IRVINE PIPE & SUPPLY CO	Inv# S120330412.001	Generated by reorder 3/12/25 1	\$19.59		
122762	2025-04-09	IRVINE PIPE & SUPPLY CO	Inv# S120330412.001		(\$5.60)		
		<b>Total for Check:</b>	122762			\$1,969.97	\$53,231.40
122763	2025-04-09	JPMS LLC CASH MANAGEMENT	Inv# 454208-1	Cusip 68427M Jan- Mar	\$360.62		
		<b>Total for Check:</b>	122763			\$360.62	\$2,190.48
122764	2025-04-09	LHOIST NORTH AMERICA	Inv# 1102504753	3/11 lime(2) 24.80 & 24.97 ton	\$22,304.93		
122764	2025-04-09	LHOIST NORTH AMERICA	Inv# 1102504815	3/13 lime(2) 25.02 & 24.32 ton	\$22,112.22		
		<b>Total for Check:</b>	122764			\$44,417.15	\$1,394,517.29
122765	2025-04-09	LIFELINE RESCUE	Inv# 18754	Training	\$4,900.00		
		<b>Total for Check:</b>	122765			\$4,900.00	\$4,900.00
122766	2025-04-09	LILLESTRAND LEADERSHIP CONSULTING	Inv# 8128	3/4-5 leadership consulting	\$1,800.00		
		<b>Total for Check:</b>	122766			\$1,800.00	\$33,725.00
122767	2025-04-09	MAIL DELIVERY SERVICE CO.	Inv# 23017	BPO MAIL DELIVERY	\$392.50		
122767	2025-04-09	MAIL DELIVERY SERVICE CO.	Inv# 23017	BPO MAIL DELIVERY	\$23.50		
		<b>Total for Check:</b>	122767			\$416.00	\$4,107.00
122768	2025-04-09	MATA, MICHELE	Inv# 12.14-03.11.25 FHQ PETTY	FHQ Petty Cash	\$546.60		
		<b>Total for Check:</b>	122768			\$546.60	\$4,715.16
122769	2025-04-09	MCMaster-CARR SUPPLY COMPANY	Inv# 43282736	Lab supplies	\$135.33		
122769	2025-04-09	MCMaster-CARR SUPPLY COMPANY	Inv# 43282736		\$11.68		
122769	2025-04-09	MCMaster-CARR SUPPLY COMPANY	Inv# 43282736		(\$2.71)		
122769	2025-04-09	MCMaster-CARR SUPPLY COMPANY	Inv# 43419562	Lab supplies	\$26.09		
122769	2025-04-09	MCMaster-CARR SUPPLY COMPANY	Inv# 43419562		\$8.74		

# Orange County Water District

## Check Register

**Begin Date:** 2025-04-03

**End Date:** 2025-04-09

**Page:** 9

### Accounts Payable Check Register Presented for Board Ratification and/or Approval

Check No.	Date	Vendor Name	Invoice #	Purpose	Invoice Amount	Check Amount	FYTD
122769	2025-04-09	MCMASTER-CARR SUPPLY COMPANY	Inv# 43419562		(\$0.52)		
		<b>Total for Check:</b>	122769			\$178.61	\$13,891.32
122770	2025-04-09	MCR TECHNOLOGIES, INC.	Inv# 43424	La Jolla pressure transducer	\$689.00		
122770	2025-04-09	MCR TECHNOLOGIES, INC.	Inv# 43424	La Jolla pressure transducer	\$23.99		
		<b>Total for Check:</b>	122770			\$712.99	\$712.99
122771	2025-04-09	MKN	Inv# 001050002402	thru 2/28 Anaheim valve	\$13,535.25		
		<b>Total for Check:</b>	122771			\$13,535.25	\$32,251.30
122772	2025-04-09	MUNICIPAL WATER DISTRICT OF OC	Inv# 11738		\$125,055.27		
		<b>Total for Check:</b>	122772			\$125,055.27	\$1,852,177.25
122773	2025-04-09	Mark, David L.	Inv# MARCH 17-20, 2025 TRAVEL AEHS	3/17-20 San Diego	\$217.56		
		<b>Total for Check:</b>	122773			\$217.56	\$459.20
122774	2025-04-09	NAPA/ORANGE COUNTY AUTO PARTS	Inv# 747635	BPO AUTO PARTS	\$11.09		
122774	2025-04-09	NAPA/ORANGE COUNTY AUTO PARTS	Inv# 747635		(\$0.22)		
		<b>Total for Check:</b>	122774			\$10.87	\$2,516.66
122775	2025-04-09	ODP BUSINESS SOLUTIONS LLC	Inv# 416343412001	Generated by reorder 3/19/25 1	\$42.85		
		<b>Total for Check:</b>	122775			\$42.85	\$3,478.28
122776	2025-04-09	P.L HAWN COMPANY INC	Inv# 212033-A	Air Filters	\$104.79		
122776	2025-04-09	P.L HAWN COMPANY INC	Inv# 212033-A	Air Filters	\$55.25		
		<b>Total for Check:</b>	122776			\$160.04	\$12,287.54
122777	2025-04-09	PACIFIC MECHANICAL SUPPLY	Inv# 5387170	Cage Stock Items - Maintenance	\$2,260.32		
122777	2025-04-09	PACIFIC MECHANICAL SUPPLY	Inv# 5387170	Cage Stock Items - Maintenance	\$66.22		
122777	2025-04-09	PACIFIC MECHANICAL SUPPLY	Inv# 5387432	Generated by reorder 3/19/25 1	\$114.45		
122777	2025-04-09	PACIFIC MECHANICAL SUPPLY	Inv# 5387432		(\$1.15)		
		<b>Total for Check:</b>	122777			\$2,439.84	\$26,406.29
122778	2025-04-09	PARKHOUSE TIRE, INC.	Inv# 1020292020	RT-33 Grader front tires	\$1,912.73		
122778	2025-04-09	PARKHOUSE TIRE, INC.	Inv# 1020292020	RT-33 Grader front tires	\$375.00		
122778	2025-04-09	PARKHOUSE TIRE, INC.	Inv# 1020292020	RT-33 Grader front tires	\$90.00		
122778	2025-04-09	PARKHOUSE TIRE, INC.	Inv# 1020292020	RT-33 Grader front tires	\$25.79		
122778	2025-04-09	PARKHOUSE TIRE, INC.	Inv# 1020292020	RT-33 Grader front tires	\$10.87		

# Orange County Water District

## Check Register

**Begin Date:** 2025-04-03

**End Date:** 2025-04-09

**Page:** 10

### Accounts Payable Check Register Presented for Board Ratification and/or Approval

Check No.	Date	Vendor Name	Invoice #	Purpose	Invoice Amount	Check Amount	FYTD
122778	2025-04-09	PARKHOUSE TIRE, INC.	Inv# 1020292020	RT-33 Grader front tires	\$3.50		
122778	2025-04-09	PARKHOUSE TIRE, INC.	Inv# 1020292020	RT-33 Grader front tires	\$20.00		
<b>Total for Check: 122778</b>						\$2,437.89	\$119,256.91
122779	2025-04-09	PIKE, JAMES EDWIN	Inv# 317	Mar25 Prado Basin svc	\$7,527.00		
<b>Total for Check: 122779</b>						\$7,527.00	\$36,816.50
122780	2025-04-09	Plumlee, Megan	Inv# JANUARY AND MARCH 2025 TR		\$1,887.43		
122780	2025-04-09	Plumlee, Megan	Inv# JANUARY AND MARCH 2025 TR		\$142.50		
122780	2025-04-09	Plumlee, Megan	Inv# JANUARY AND MARCH 2025 TR		\$40.00		
<b>Total for Check: 122780</b>						\$2,069.93	\$2,911.00
122781	2025-04-09	QUINN COMPANY	Inv# PC830432167		\$108.22		
122781	2025-04-09	QUINN COMPANY	Inv# PC830432167		\$82.11		
122781	2025-04-09	QUINN COMPANY	Inv# PC830432167		\$76.60		
122781	2025-04-09	QUINN COMPANY	Inv# PC830432167		\$75.96		
122781	2025-04-09	QUINN COMPANY	Inv# PC830432167		\$51.28		
122781	2025-04-09	QUINN COMPANY	Inv# PC830432167		\$30.35		
122781	2025-04-09	QUINN COMPANY	Inv# PC830432237	BPO EQUIPMENT & SUPPLIES	\$310.96		
<b>Total for Check: 122781</b>						\$735.48	\$87,468.68
122782	2025-04-09	RAINBOW DISPOSAL CO INC	Inv# 0605-001174014	BPO TRASH SERVICE	\$7,269.85		
<b>Total for Check: 122782</b>						\$7,269.85	\$75,027.52
122783	2025-04-09	Ramirez, Adrian	Inv# MARCH 2025 EXPENSES		\$47.53		
122783	2025-04-09	Ramirez, Adrian	Inv# MARCH 2025 EXPENSES		\$31.22		
<b>Total for Check: 122783</b>						\$78.75	\$301.44
122784	2025-04-09	SC FUELS	Inv# 1016309	BPO UNLEADED FUEL	\$1,701.96		
122784	2025-04-09	SC FUELS	Inv# 1016309	BPO UNLEADED FUEL	\$921.51		
122784	2025-04-09	SC FUELS	Inv# 1016309	BPO UNLEADED FUEL	\$619.28		
122784	2025-04-09	SC FUELS	Inv# 1016309	BPO UNLEADED FUEL	\$353.05		
122784	2025-04-09	SC FUELS	Inv# 1016309	BPO UNLEADED FUEL	\$219.83		
122784	2025-04-09	SC FUELS	Inv# 1016309	BPO UNLEADED FUEL	\$197.09		
122784	2025-04-09	SC FUELS	Inv# 1016309	BPO UNLEADED FUEL	\$170.29		
122784	2025-04-09	SC FUELS	Inv# 1016309	BPO UNLEADED FUEL	\$87.80		
122784	2025-04-09	SC FUELS	Inv# 1016309	BPO UNLEADED FUEL	\$52.14		
<b>Total for Check: 122784</b>						\$4,322.95	\$88,746.63

# Orange County Water District

## Check Register

**Begin Date:** 2025-04-03

**End Date:** 2025-04-09

**Page:** 11

### Accounts Payable Check Register Presented for Board Ratification and/or Approval

Check No.	Date	Vendor Name	Invoice #	Purpose	Invoice Amount	Check Amount	FYTD
122785	2025-04-09	SIDEPATH INC.	Inv# 23585	Additional disk space for HV17	\$7,680.32		
		<b>Total for Check:</b>	122785			\$7,680.32	\$114,337.78
122786	2025-04-09	SOUTHERN CALIFORNIA EDISON CO.	Inv# 700306425771_20250401		\$106,366.24		
122786	2025-04-09	SOUTHERN CALIFORNIA EDISON CO.	Inv# 700546365072_20250328		\$36,064.63		
122786	2025-04-09	SOUTHERN CALIFORNIA EDISON CO.	Inv# 7701258483	Operating rent 02.01-01.31.26	\$24,383.74		
		<b>Total for Check:</b>	122786			\$166,814.61	\$7,213,119.21
122787	2025-04-09	SOUTHERN COUNTIES LUBRICANTS, LLC	Inv# 219365	BPO OIL/LUBRICANTS	\$254.18		
		<b>Total for Check:</b>	122787			\$254.18	\$18,484.56
122788	2025-04-09	SOUTHWEST MATERIAL HANDLING INC.	Inv# PSVI-252813	BPO FOR FORKLIFT SERVICE	\$155.00		
122788	2025-04-09	SOUTHWEST MATERIAL HANDLING INC.	Inv# PSVI-252813	Parts	\$52.19		
122788	2025-04-09	SOUTHWEST MATERIAL HANDLING INC.	Inv# SPINV-088514	BPO FORKLIFT PARTS	\$16.99		
		<b>Total for Check:</b>	122788			\$224.18	\$4,212.66
122789	2025-04-09	STERIS CORPORATION	Inv# 505095065	EQUIP. SERVICE	\$2,818.82		
122789	2025-04-09	STERIS CORPORATION	Inv# 505095066	EQUIP. SERVICE	\$2,818.82		
		<b>Total for Check:</b>	122789			\$5,637.64	\$5,637.64
122790	2025-04-09	SUNBELT CONTROLS, INC.	Inv# 141960	Sunbelt Controls Service Agree	\$1,880.25		
122790	2025-04-09	SUNBELT CONTROLS, INC.	Inv# 2030180	Sunbelt Controls Service Agree	\$1,880.25		
122790	2025-04-09	SUNBELT CONTROLS, INC.	Inv# 2030181	Sunbelt Controls Service Agree	\$1,880.25		
		<b>Total for Check:</b>	122790			\$5,640.75	\$5,640.75
122791	2025-04-09	T-MOBILE	Inv# 200737250_20250321	02/21/2025 - 03/20/2025	\$34.93		
		<b>Total for Check:</b>	122791			\$34.93	\$243.13
122792	2025-04-09	TAIT ENVIRONMENTAL	Inv# 962931	Monthly underground storage ta	\$315.00		
		<b>Total for Check:</b>	122792			\$315.00	\$3,404.55
122793	2025-04-09	TETRA TECH, INC.	Inv# 52401053	thru 2/21 PFAS GSWC wo#6	\$14,384.00		
		<b>Total for Check:</b>	122793			\$14,384.00	\$909,044.37
122794	2025-04-09	THE REGENTS OF THE UNIVERSITY OF CA	Inv# 8782CA0069	1286	\$31,150.11		
		<b>Total for Check:</b>	122794			\$31,150.11	\$144,179.53

# Orange County Water District

## Check Register

**Begin Date:** 2025-04-03

**End Date:** 2025-04-09

**Page:** 12

### Accounts Payable Check Register Presented for Board Ratification and/or Approval

Check No.	Date	Vendor Name	Invoice #	Purpose	Invoice Amount	Check Amount	FYTD
122795	2025-04-09	TOM'S TRUCK CENTER, INC	Inv# 1361868	Freight	\$27.00		
122795	2025-04-09	TOM'S TRUCK CENTER, INC	Inv# 1361868	BPO FORD PARTS	\$11.72		
<b>Total for Check:</b> 122795						\$38.72	\$3,506.45
122796	2025-04-09	TROEMNER, LLC	Inv# 735376412	Lab supplies calibration	\$844.00		
122796	2025-04-09	TROEMNER, LLC	Inv# 735376412	Lab supplies calibration	\$723.00		
122796	2025-04-09	TROEMNER, LLC	Inv# 735376412	Lab supplies calibration	\$596.00		
122796	2025-04-09	TROEMNER, LLC	Inv# 735376412	Lab supplies calibration	\$110.00		
122796	2025-04-09	TROEMNER, LLC	Inv# 735376412	Lab supplies calibration	\$67.00		
122796	2025-04-09	TROEMNER, LLC	Inv# 735376412	Lab supplies calibration	\$67.00		
122796	2025-04-09	TROEMNER, LLC	Inv# 735376412	Freight	\$43.31		
<b>Total for Check:</b> 122796						\$2,450.31	\$5,370.98
122797	2025-04-09	U-LINE	Inv# 190349250	SHIPPING SUPPLIES	\$355.61		
122797	2025-04-09	U-LINE	Inv# 190349250	SHIPPING SUPPLIES	\$165.43		
122797	2025-04-09	U-LINE	Inv# 190349250	SHIPPING SUPPLIES	\$134.85		
122797	2025-04-09	U-LINE	Inv# 190349250	SHIPPING SUPPLIES	\$116.31		
122797	2025-04-09	U-LINE	Inv# 190349250	SHIPPING SUPPLIES	\$40.51		
<b>Total for Check:</b> 122797						\$812.71	\$11,832.40
122798	2025-04-09	UNIFIRST CORPORATION	Inv# 2190313780	1557	\$283.23		
122798	2025-04-09	UNIFIRST CORPORATION	Inv# 2190313780	1557	\$8.01		
122798	2025-04-09	UNIFIRST CORPORATION	Inv# 2190314432	1557	\$65.88		
122798	2025-04-09	UNIFIRST CORPORATION	Inv# 2190314435	1557	\$16.77		
122798	2025-04-09	UNIFIRST CORPORATION	Inv# 2190314441	1557	\$278.44		
122798	2025-04-09	UNIFIRST CORPORATION	Inv# 2190314442	1557	\$10.78		
122798	2025-04-09	UNIFIRST CORPORATION	Inv# 2190314454	1557	\$434.28		
122798	2025-04-09	UNIFIRST CORPORATION	Inv# 2190314458	1557	\$22.22		
122798	2025-04-09	UNIFIRST CORPORATION	Inv# 2200241887	1557	\$49.86		
122798	2025-04-09	UNIFIRST CORPORATION	Inv# 2190314456	1557	\$171.42		
<b>Total for Check:</b> 122798						\$1,340.89	\$48,600.27
122799	2025-04-09	UNITED PARCEL SERVICE	Inv# 0000X81601145_20250405	Package Delivery	\$245.09		
<b>Total for Check:</b> 122799						\$245.09	\$4,750.73
122800	2025-04-09	UNIVERSAL BACKGROUND SCREENING INC	Inv# 202503008258	BPO BACKGROUND CHECK	\$907.27		
<b>Total for Check:</b> 122800						\$907.27	\$4,663.89

# Orange County Water District

## Check Register

**Begin Date:** 2025-04-03

**End Date:** 2025-04-09

**Page:** 13

### Accounts Payable Check Register Presented for Board Ratification and/or Approval

Check No.	Date	Vendor Name	Invoice #	Purpose	Invoice Amount	Check Amount	FYTD
122801	2025-04-09	UTILIQUEST LLC	Inv# 341338-Q	3/2-8 screen/mark pipes	\$1,366.06		
122801	2025-04-09	UTILIQUEST LLC	Inv# 341338-Q	3/2-8 screen/mark pipes	\$796.87		
122801	2025-04-09	UTILIQUEST LLC	Inv# 341338-Q	3/2-8 screen/mark pipes	\$97.67		
122801	2025-04-09	UTILIQUEST LLC	Inv# 341338-Q	3/2-8 screen/mark pipes	\$16.17		
<b>Total for Check:</b>		122801				\$2,276.77	\$77,636.49
122802	2025-04-09	VEOLIA WTS SERVICES USA, INC.	Inv# 903151985	BPO DI WATER SERVICE	\$3,579.77		
<b>Total for Check:</b>		122802				\$3,579.77	\$7,416.47
122803	2025-04-09	VWR INTERNATIONAL LLC	Inv# 8818487070	Generated by reorder 3/6/25 1:	\$3,058.92		
122803	2025-04-09	VWR INTERNATIONAL LLC	Inv# 8818487071		\$318.62		
122803	2025-04-09	VWR INTERNATIONAL LLC	Inv# 8818487071		\$126.73		
122803	2025-04-09	VWR INTERNATIONAL LLC	Inv# 8818487071		\$98.86		
122803	2025-04-09	VWR INTERNATIONAL LLC	Inv# 8818494675		\$2,691.02		
<b>Total for Check:</b>		122803				\$6,294.15	\$78,068.69
122804	2025-04-09	WALTERS WHOLESALE ELECTRIC CO.	Inv# S127612108.001	BPO ELECTRONIC SUPPLIES	\$93.97		
122804	2025-04-09	WALTERS WHOLESALE ELECTRIC CO.	Inv# S127612108.001	Discount	(\$1.74)		
122804	2025-04-09	WALTERS WHOLESALE ELECTRIC CO.	Inv# S127646989.001	BPO ELECTRONIC SUPPLIES	\$238.58		
122804	2025-04-09	WALTERS WHOLESALE ELECTRIC CO.	Inv# S127646989.001	Discount	(\$4.43)		
<b>Total for Check:</b>		122804				\$326.38	\$10,029.52
122805	2025-04-09	WELLINGTON LABORATORIES LLC	Inv# 25-0674	Lab supplies	\$1,300.00		
122805	2025-04-09	WELLINGTON LABORATORIES LLC	Inv# 25-0674	Lab supplies	\$1,150.00		
122805	2025-04-09	WELLINGTON LABORATORIES LLC	Inv# 25-0674	Lab supplies	\$950.00		
122805	2025-04-09	WELLINGTON LABORATORIES LLC	Inv# 25-0674	Freight FedEx	\$175.00		
<b>Total for Check:</b>		122805				\$3,575.00	\$15,750.00
122806	2025-04-09	WESTBAY INSTRUMENTS INC.	Inv# WB-03020	Casing Extraction Tool Parts	\$350.00		
122806	2025-04-09	WESTBAY INSTRUMENTS INC.	Inv# WB-03020	Casing Extraction Tool Parts	\$312.00		
122806	2025-04-09	WESTBAY INSTRUMENTS INC.	Inv# WB-03020	Casing Extraction Tool Parts	\$167.00		
122806	2025-04-09	WESTBAY INSTRUMENTS INC.	Inv# WB-03020	Casing Extraction Tool Parts	\$140.00		
122806	2025-04-09	WESTBAY INSTRUMENTS INC.	Inv# WB-03020	Casing Extraction Tool Parts	\$6.00		
<b>Total for Check:</b>		122806				\$975.00	\$29,171.50
978733	2025-04-03	JCI JONES CHEMICAL, INC	Inv# 964598	3/24 4822 gal hypochlorite	\$8,303.00		

# Orange County Water District

## Check Register

**Begin Date:** 2025-04-03

**End Date:** 2025-04-09

**Page:** 14

### Accounts Payable Check Register Presented for Board Ratification and/or Approval

Check No.	Date	Vendor Name	Invoice #	Purpose	Invoice Amount	Check Amount	FYTD
978733	2025-04-03	JCI JONES CHEMICAL, INC	Inv# 964598	CA mill	\$203.42		
978733	2025-04-03	JCI JONES CHEMICAL, INC	Inv# 964598	discount	(\$166.06)		
978733	2025-04-03	JCI JONES CHEMICAL, INC	Inv# 964599	3/24 4811 gal hypochlorite	\$8,284.06		
978733	2025-04-03	JCI JONES CHEMICAL, INC	Inv# 964599	CA mill	\$202.96		
978733	2025-04-03	JCI JONES CHEMICAL, INC	Inv# 964954	discount	(\$168.57)		
978733	2025-04-03	JCI JONES CHEMICAL, INC	Inv# 964600	3/24 4840 gal hypochlorite	\$8,334.00		
978733	2025-04-03	JCI JONES CHEMICAL, INC	Inv# 964600	CA mill	\$204.18		
978733	2025-04-03	JCI JONES CHEMICAL, INC	Inv# 964600	discount	(\$166.68)		
978733	2025-04-03	JCI JONES CHEMICAL, INC	Inv# 964601	3/24 4877 gal hypochlorite	\$8,397.71		
978733	2025-04-03	JCI JONES CHEMICAL, INC	Inv# 964601	CA mill	\$205.74		
978733	2025-04-03	JCI JONES CHEMICAL, INC	Inv# 964601	discount	(\$167.95)		
978733	2025-04-03	JCI JONES CHEMICAL, INC	Inv# 964689	3/25 4927 gal hypochlorite	\$8,483.80		
978733	2025-04-03	JCI JONES CHEMICAL, INC	Inv# 964689	CA mill	\$207.85		
978733	2025-04-03	JCI JONES CHEMICAL, INC	Inv# 964689	discount	(\$169.68)		
978733	2025-04-03	JCI JONES CHEMICAL, INC	Inv# 964690	3/25 4873 gal hypochlorite	\$8,390.82		
978733	2025-04-03	JCI JONES CHEMICAL, INC	Inv# 964690	CA mill	\$205.58		
978733	2025-04-03	JCI JONES CHEMICAL, INC	Inv# 964690	discount	(\$167.82)		
978733	2025-04-03	JCI JONES CHEMICAL, INC	Inv# 964691	3/25 4851 gal hypochlorite	\$8,352.94		
978733	2025-04-03	JCI JONES CHEMICAL, INC	Inv# 964691	CA mill	\$204.65		
978733	2025-04-03	JCI JONES CHEMICAL, INC	Inv# 964691	discount	(\$167.06)		
978733	2025-04-03	JCI JONES CHEMICAL, INC	Inv# 964692	3/25 4824 gal hypochlorite	\$8,306.45		
978733	2025-04-03	JCI JONES CHEMICAL, INC	Inv# 964692	CA mill	\$203.51		
978733	2025-04-03	JCI JONES CHEMICAL, INC	Inv# 964692	discount	(\$166.13)		
978733	2025-04-03	JCI JONES CHEMICAL, INC	Inv# 964855	3/27 4843 gal hypochlorite	\$8,339.16		
978733	2025-04-03	JCI JONES CHEMICAL, INC	Inv# 964855	CA mill	\$204.31		
978733	2025-04-03	JCI JONES CHEMICAL, INC	Inv# 964855	discount	(\$166.78)		
978733	2025-04-03	JCI JONES CHEMICAL, INC	Inv# 964856	3/27 4832 gal hypochlorite	\$8,320.22		
978733	2025-04-03	JCI JONES CHEMICAL, INC	Inv# 964856	CA mill	\$203.85		
978733	2025-04-03	JCI JONES CHEMICAL, INC	Inv# 964856	discount	(\$166.40)		
978733	2025-04-03	JCI JONES CHEMICAL, INC	Inv# 964857	3/27 4891 gal hypochlorite	\$8,421.81		
978733	2025-04-03	JCI JONES CHEMICAL, INC	Inv# 964857	CA mill	\$206.33		
978733	2025-04-03	JCI JONES CHEMICAL, INC	Inv# 964857	discount	(\$168.44)		



# Orange County Water District

## Check Register

Begin Date: 2025-04-03

End Date: 2025-04-09

Page: 15

### Accounts Payable Check Register Presented for Board Ratification and/or Approval

Check No.	Date	Vendor Name	Invoice #	Purpose	Invoice Amount	Check Amount	FYTD
978733	2025-04-03	JCI JONES CHEMICAL, INC	Inv# 964858	3/27 4808 gal hypochlorite	\$8,278.90		
978733	2025-04-03	JCI JONES CHEMICAL, INC	Inv# 964858	CA mill	\$202.83		
978733	2025-04-03	JCI JONES CHEMICAL, INC	Inv# 964858	discount	(\$165.58)		
978733	2025-04-03	JCI JONES CHEMICAL, INC	Inv# 964954	3/28 4895 gal hypochlorite	\$8,428.70		
978733	2025-04-03	JCI JONES CHEMICAL, INC	Inv# 964954	CA mill	\$206.50		
978733	2025-04-03	JCI JONES CHEMICAL, INC	Inv# 964955	3/28 4869 gal hypochlorite	\$8,383.93		
978733	2025-04-03	JCI JONES CHEMICAL, INC	Inv# 964955	CA mill	\$205.41		
978733	2025-04-03	JCI JONES CHEMICAL, INC	Inv# 964955	discount	(\$167.68)		
978733	2025-04-03	JCI JONES CHEMICAL, INC	Inv# 964599	discount	(\$165.68)		
Total for Check:		978733				\$117,552.11	\$4,344,846.79
Run Date:	4/8/2025				\$1,952,240.28	\$1,952,240.28	

# Orange County Water District

## Check Register

**Begin Date:** 2025-04-10

**End Date:** 2025-04-16

**Page:** 1

### Accounts Payable Check Register Presented for Board Ratification and/or Approval

Check No.	Date	Vendor Name	Invoice #	Purpose	Invoice Amount	Check Amount	FYTD
122717	2025-04-09	ACWA JPIA	Inv# WORKERS' COMP JAN-MAR25 1/1-3/31/25	workers' comp	(\$79,903.84)		
		<b>Total for Check:</b>	122717			(\$79,903.84)	\$6,848,668.52
122807	2025-04-10	UNITED STATES TREASURY	Inv# ARBITRAGE REBATE - 2021A 2021A	arbitrage rebate	\$1,374,380.53		
		<b>Total for Check:</b>	122807			\$1,374,380.53	\$1,374,380.53
122808	2025-04-16	ACCO ENGINEERED SYSTEMS	Inv# 20676105	HP-1 Unit Repair Shops JSMITH	\$973.50		
122808	2025-04-16	ACCO ENGINEERED SYSTEMS	Inv# 20676105	HP-1 Unit Repair Shops JSMITH	\$402.73		
122808	2025-04-16	ACCO ENGINEERED SYSTEMS	Inv# 20676105	HP-1 Unit Repair Shops JSMITH	\$400.11		
122808	2025-04-16	ACCO ENGINEERED SYSTEMS	Inv# 20676105	HP-1 Unit Repair Shops JSMITH	\$100.00		
122808	2025-04-16	ACCO ENGINEERED SYSTEMS	Inv# 20676105	HP-1 Unit Repair Shops JSMITH	\$21.10		
122808	2025-04-16	ACCO ENGINEERED SYSTEMS	Inv# 20676105	discount	(\$36.62)		
		<b>Total for Check:</b>	122808			\$1,860.82	\$205,978.16
122809	2025-04-16	ACE LAWN MOWER & SAW	Inv# 284453	BPO EQUIPMENT REPAIR	\$48.93		
		<b>Total for Check:</b>	122809			\$48.93	\$48.93
122810	2025-04-16	AECOM TECHNICAL SERVICES, INC.	Inv# 2000999728	9/23-2/28 PFAS grant support	\$7,520.43		
		<b>Total for Check:</b>	122810			\$7,520.43	\$339,433.10
122811	2025-04-16	AGILENT TECHNOLOGIES, INC.	Inv# 129729427	Lab supplies	\$496.60		
122811	2025-04-16	AGILENT TECHNOLOGIES, INC.	Inv# 129729427	SHIPPING & HANDLING	\$8.00		
122811	2025-04-16	AGILENT TECHNOLOGIES, INC.	Inv# 129738762	Lab supplies	\$533.30		
122811	2025-04-16	AGILENT TECHNOLOGIES, INC.	Inv# 129738762	SHIPPING & HANDLING	\$8.00		
		<b>Total for Check:</b>	122811			\$1,045.90	\$179,564.82
122812	2025-04-16	AMAZON CAPITAL SERVICES, INC	Inv# 1RQ3-HDTP-DGJ PRADO/NR	COFFEE MAKER FOR	\$150.84		
122812	2025-04-16	AMAZON CAPITAL SERVICES, INC	Inv# 1W6Q-KYQC-7133		\$93.54		
122812	2025-04-16	AMAZON CAPITAL SERVICES, INC	Inv# 1W6Q-KYQC-7133		\$82.67		
		<b>Total for Check:</b>	122812			\$327.05	\$34,025.34
122813	2025-04-16	AMERICAN WATER CHEMICAL, INC	Inv# 52248141	3/18 41100 lb antiscalant	\$50,142.00		
		<b>Total for Check:</b>	122813			\$50,142.00	\$1,417,011.08
122814	2025-04-16	AYALA, GINA	Inv# MAY 13-15 2025 TRAVEL 2025 Spr	5/13-15 Monterey ACWA	\$454.96		
		<b>Total for Check:</b>	122814			\$454.96	\$1,287.02
122815	2025-04-16	B & M LAWN & GARDEN CENTER	Inv# 674183	AIR VAC COVER FOR INVENTORY	\$1,415.57		

# Orange County Water District

## Check Register

**Begin Date:** 2025-04-10

**End Date:** 2025-04-16

**Page:** 2

### Accounts Payable Check Register Presented for Board Ratification and/or Approval

Check No.	Date	Vendor Name	Invoice #	Purpose	Invoice Amount	Check Amount	FYTD
122815	2025-04-16	B & M LAWN & GARDEN CENTER	Inv# 674206	BPO Landscaping	\$89.45		
122815	2025-04-16	B & M LAWN & GARDEN CENTER	Inv# 674206	labor	\$63.00		
122815	2025-04-16	B & M LAWN & GARDEN CENTER	Inv# 674207	BPO Landscaping	\$146.94		
122815	2025-04-16	B & M LAWN & GARDEN CENTER	Inv# 674207		\$54.00		
<b>Total for Check:</b>		122815				\$1,768.96	\$4,687.64
122816	2025-04-16	BAJA FRESH MEXICAN GRILL	Inv# SC42325	CWEF - LUNCH ON 4/23/25	\$4,110.66		
<b>Total for Check:</b>		122816				\$4,110.66	\$4,110.66
122817	2025-04-16	BATTERY SYSTEMS	Inv# 6342789	BPO Batteries	\$156.80		
122817	2025-04-16	BATTERY SYSTEMS	Inv# 6342789	battery fee	\$2.00		
<b>Total for Check:</b>		122817				\$158.80	\$7,016.90
122818	2025-04-16	BC WIRE ROPE & RIGGING	Inv# 0392152-IN		\$1,357.06		
<b>Total for Check:</b>		122818				\$1,357.06	\$7,029.33
122819	2025-04-16	BENDER CCP INC.	Inv# 224-1977-1	BWW PumpB1 Dissas Clean JSMITH	\$7,772.27		
122819	2025-04-16	BENDER CCP INC.	Inv# 224-1977-1	BWW PumpB1 Dissas Clean JSMITH	\$811.38		
122819	2025-04-16	BENDER CCP INC.	Inv# 224-1977-2	BWW Pump B01 - Repairs	\$19,988.69		
122819	2025-04-16	BENDER CCP INC.	Inv# 224-1977-2	BWW Pump B01 - Repairs	\$9,466.10		
122819	2025-04-16	BENDER CCP INC.	Inv# 224-1977-2	BWW Pump B01 - Repairs	\$16,327.04		
<b>Total for Check:</b>		122819				\$54,365.48	\$512,467.74
122820	2025-04-16	BERMINGHAM CONTROLS, INC.	Inv# INV25672	Generated by reorder 7/31/24 4	\$696.00		
122820	2025-04-16	BERMINGHAM CONTROLS, INC.	Inv# INV25672	Freight	\$12.41		
122820	2025-04-16	BERMINGHAM CONTROLS, INC.	Inv# INV25672	Inbound freight	\$9.02		
<b>Total for Check:</b>		122820				\$717.43	\$74,730.44
122821	2025-04-16	BOTTOMLINE TECHNOLOGIES	Inv# USINV-125034	License maintenance	\$457.67		
<b>Total for Check:</b>		122821				\$457.67	\$14,440.36
122822	2025-04-16	BRENNTAG PACIFIC INC.	Inv# BPI509157	4/8 39760 lb H.Peroxide	\$9,940.00		
122822	2025-04-16	BRENNTAG PACIFIC INC.	Inv# BPI509157	discount	(\$198.80)		
122822	2025-04-16	BRENNTAG PACIFIC INC.	Inv# BPI509158	4/8 38170 lb citric acid	\$25,196.49		
122822	2025-04-16	BRENNTAG PACIFIC INC.	Inv# BPI509158	discount	(\$503.93)		
122822	2025-04-16	BRENNTAG PACIFIC INC.	Inv# BPI509797	4/11 39680 lb H.peroxide	\$9,920.00		
122822	2025-04-16	BRENNTAG PACIFIC INC.	Inv# BPI509797	discount	(\$198.40)		
<b>Total for Check:</b>		122822				\$44,155.36	\$1,516,248.91
122823	2025-04-16	BUILDING BLOCK ENTERTAINMENT INC	Inv# 3851-6	CWEF - PRESENTER INVOICE	\$3,595.00		

# Orange County Water District

## Check Register

**Begin Date:** 2025-04-10

**End Date:** 2025-04-16

**Page:** 3

### Accounts Payable Check Register Presented for Board Ratification and/or Approval

Check No.	Date	Vendor Name	Invoice #	Purpose	Invoice Amount	Check Amount	FYTD
<b>Total for Check:</b>		122823				\$3,595.00	\$3,595.00
122824	2025-04-16	CCS FACILITY SERVICES-ORANGE COUNTY INC.	Inv# 683650	Clean Interior Windows at Lab	\$2,250.00		
<b>Total for Check:</b>		122824				\$2,250.00	\$153,056.00
122825	2025-04-16	CEL ANALYTICAL INC	Inv# 250305-6027	WQ ANALYSIS	\$630.00		
<b>Total for Check:</b>		122825				\$630.00	\$10,500.00
122826	2025-04-16	CITY OF HUNTINGTON BEACH	Inv# 5386189_20250326	02/17/2025 - 03/20/2025	\$47.78		
<b>Total for Check:</b>		122826				\$47.78	\$470.88
122827	2025-04-16	COAST TO COAST CALIBRATIONS INC.	Inv# 0146663	R&D pipette calibrations	\$1,076.25		
<b>Total for Check:</b>		122827				\$1,076.25	\$1,076.25
122828	2025-04-16	COMMERCIAL DOOR OF ORANGE CO.	Inv# 28446	Double Door Closer Replacement	\$2,493.75		
<b>Total for Check:</b>		122828				\$2,493.75	\$19,074.71
122829	2025-04-16	CONSTELLATION NEWENERGY INC.	Inv# 70321818001	01/31/2025 to 03/04/2025	\$88,233.28		
122829	2025-04-16	CONSTELLATION NEWENERGY INC.	Inv# 70329829201	02/03/2025 to 03/05/2025	\$1,136,627.46		
122829	2025-04-16	CONSTELLATION NEWENERGY INC.	Inv# 70513302101	03/05/2025 to 04/03/2025	\$1,107,606.43		
122829	2025-04-16	CONSTELLATION NEWENERGY INC.	Inv# 70523911701	03/04/2025 to 04/02/2025	\$138,612.38		
<b>Total for Check:</b>		122829				\$2,471,079.55	\$15,314,734.25
122830	2025-04-16	CORE & MAIN LP	Inv# W623940	Prado 36" corrugated plastic p	\$6,693.35		
<b>Total for Check:</b>		122830				\$6,693.35	\$20,512.99
122831	2025-04-16	CPI	Inv# 1235577	03/01/2025 - 03/31/2025	\$310.30		
<b>Total for Check:</b>		122831				\$310.30	\$2,745.35
122832	2025-04-16	CPI INTERNATIONAL	Inv# 20068781	Lab supplies	\$159.86		
122832	2025-04-16	CPI INTERNATIONAL	Inv# 20068781	Lab supplies	\$115.28		
122832	2025-04-16	CPI INTERNATIONAL	Inv# 20068781	Lab supplies	\$61.99		
122832	2025-04-16	CPI INTERNATIONAL	Inv# 20068781	discount	(\$6.20)		
<b>Total for Check:</b>		122832				\$330.93	\$15,637.87
122833	2025-04-16	CULLIGAN OF SANTA ANA	Inv# 1985361	WATER SOFTNER SERVICE	\$209.21		
<b>Total for Check:</b>		122833				\$209.21	\$2,278.68
122834	2025-04-16	DAYFORCE US, INC.	Inv# IN1491146	Apr25 payroll	\$6,062.80		

# Orange County Water District

## Check Register

**Begin Date:** 2025-04-10

**End Date:** 2025-04-16

**Page:** 4

### Accounts Payable Check Register Presented for Board Ratification and/or Approval

Check No.	Date	Vendor Name	Invoice #	Purpose	Invoice Amount	Check Amount	FYTD
122834	2025-04-16	DAYFORCE US, INC.	Inv# INV 36090911 AND 36107672		(\$195.00)		
122834	2025-04-16	DAYFORCE US, INC.	Inv# INV 36090911 AND 36107672		(\$1,019.25)		
		<b>Total for Check:</b>	122834			\$4,848.55	\$58,406.81
122835	2025-04-16	DELTA MOTORS CO., INC.	Inv# 25340	Recondition, Clean and Bake St	\$9,850.00		
		<b>Total for Check:</b>	122835			\$9,850.00	\$48,838.63
122836	2025-04-16	DEPARTMENT OF TOXIC SUBSTANCES	Inv# 24SM4793	401866 Prado Shooting Range	\$5,270.36		
		<b>Total for Check:</b>	122836			\$5,270.36	\$23,220.96
122837	2025-04-16	EMERSON LLLP	Inv# 30928611	Generated by reorder 1/27/25 6	\$1,415.01		
122837	2025-04-16	EMERSON LLLP	Inv# 30928611	Freight and Handling	\$11.82		
122837	2025-04-16	EMERSON LLLP	Inv# 30928816	Generated by reorder 2/12/25 3	\$2,550.62		
122837	2025-04-16	EMERSON LLLP	Inv# 30928816	Freight and Handling	\$6.71		
122837	2025-04-16	EMERSON LLLP	Inv# 30934205	Generated by reorder 3/3/25 7:	\$2,578.03		
122837	2025-04-16	EMERSON LLLP	Inv# 30934205		\$6.71		
		<b>Total for Check:</b>	122837			\$6,568.90	\$153,826.36
122838	2025-04-16	ENGEO INCORPORATED	Inv# 300185	thru 3/16 Bond Basin slope	\$7,605.43		
		<b>Total for Check:</b>	122838			\$7,605.43	\$37,324.93
122839	2025-04-16	ENVIRONMENTAL SCIENCE ASSOCIATES	Inv# 205975	Feb25 SBGPP EIR CEQA	\$6,148.00		
		<b>Total for Check:</b>	122839			\$6,148.00	\$184,286.69
122840	2025-04-16	ES OPCO USA LLC	Inv# IN-4918007		\$1,179.34		
122840	2025-04-16	ES OPCO USA LLC	Inv# IN-4918007		\$360.90		
122840	2025-04-16	ES OPCO USA LLC	Inv# IN-4918007		\$249.46		
		<b>Total for Check:</b>	122840			\$1,789.70	\$1,789.70
122841	2025-04-16	EVOQUA WATER TECHNOLOGIES, LLC	Inv# 906938007	agmt 1694 PFAS YLWD@Placentia	\$192,792.33		
		<b>Total for Check:</b>	122841			\$192,792.33	\$2,733,010.86
122842	2025-04-16	EXCELSIOR ELEVATOR	Inv# 36314	BPO ELEVATOR SERVICE	\$3,202.50		
		<b>Total for Check:</b>	122842			\$3,202.50	\$12,182.37
122843	2025-04-16	FACTORY MOTOR PARTS	Inv# 164-395804	BPO AUTO PARTS	\$37.45		
122843	2025-04-16	FACTORY MOTOR PARTS	Inv# 168-117184		\$82.09		
122843	2025-04-16	FACTORY MOTOR PARTS	Inv# 168-117184		\$44.47		
		<b>Total for Check:</b>	122843			\$164.01	\$13,203.23

# Orange County Water District

## Check Register

**Begin Date:** 2025-04-10

**End Date:** 2025-04-16

**Page:** 5

### Accounts Payable Check Register Presented for Board Ratification and/or Approval

Check No.	Date	Vendor Name	Invoice #	Purpose	Invoice Amount	Check Amount	FYTD
122844	2025-04-16	FEDERAL EXPRESS CORPORATION	Inv# 8-828-01994	Package Delivery	\$38.82		
122844	2025-04-16	FEDERAL EXPRESS CORPORATION	Inv# 8-828-01995	Package Delivery	\$233.74		
<b>Total for Check: 122844</b>						\$272.56	\$13,702.97
122845	2025-04-16	FIRST AMERICAN ADMINISTRATORS, INC.	Inv# 1000777267	eye protection	\$117.97		
<b>Total for Check: 122845</b>						\$117.97	\$117.97
122847	2025-04-16	FISHER SCIENTIFIC CO.	Inv# 9279434	Lab supplies	\$496.99		
122847	2025-04-16	FISHER SCIENTIFIC CO.	Inv# 9279435	Lab supplies	\$38.32		
122847	2025-04-16	FISHER SCIENTIFIC CO.	Inv# 9279435	Lab supplies	\$36.80		
122847	2025-04-16	FISHER SCIENTIFIC CO.	Inv# 9279435	Lab supplies	\$35.29		
122847	2025-04-16	FISHER SCIENTIFIC CO.	Inv# 9348904	Lab supplies	\$567.16		
122847	2025-04-16	FISHER SCIENTIFIC CO.	Inv# 9348904	Lab supplies	\$500.57		
122847	2025-04-16	FISHER SCIENTIFIC CO.	Inv# 9348904	Lab supplies	\$160.56		
122847	2025-04-16	FISHER SCIENTIFIC CO.	Inv# 9348904	Lab supplies	\$156.40		
122847	2025-04-16	FISHER SCIENTIFIC CO.	Inv# 9348905		\$1,457.25		
122847	2025-04-16	FISHER SCIENTIFIC CO.	Inv# 9382559		\$438.52		
122847	2025-04-16	FISHER SCIENTIFIC CO.	Inv# 9382560	Lab supplies	\$1,378.36		
122847	2025-04-16	FISHER SCIENTIFIC CO.	Inv# 9413211		\$146.18		
<b>Total for Check: 122847</b>						\$5,412.40	\$222,067.78
122848	2025-04-16	FLAHIVE, TOM	Inv# MARCH 11-14 2025 TRAVEL Springs 2025 ESRI	3/11-14 Palm	\$1,010.98		
<b>Total for Check: 122848</b>						\$1,010.98	\$1,010.98
122849	2025-04-16	FRONTIER COMMUNICATIONS	Inv# 714-964-1492_20250328	03/28/2025 - 04/27/2025	\$76.63		
<b>Total for Check: 122849</b>						\$76.63	\$51,524.87
122850	2025-04-16	FRONTIER COMMUNICATIONS	Inv# 714-378-3200_20250328	03/28/2025 - 04/27/2025	\$2,634.01		
<b>Total for Check: 122850</b>						\$2,634.01	\$51,524.87
122851	2025-04-16	FRONTIER COMMUNICATIONS	Inv# 323-171-0001_20250326	03/26/2025 - 04/25/2025	\$555.00		
<b>Total for Check: 122851</b>						\$555.00	\$51,524.87
122852	2025-04-16	FRONTIER COMMUNICATIONS	Inv# 714-965-1308_20250322	03/22/2025 - 04/21/2025	\$298.63		
<b>Total for Check: 122852</b>						\$298.63	\$51,524.87
122853	2025-04-16	FRUIT GROWERS LABORATORY INC	Inv# 503023A	BPO RADIOACTIVITY ANAYLSIS	\$137.00		

# Orange County Water District

## Check Register

**Begin Date:** 2025-04-10

**End Date:** 2025-04-16

**Page:** 6

### Accounts Payable Check Register Presented for Board Ratification and/or Approval

Check No.	Date	Vendor Name	Invoice #	Purpose	Invoice Amount	Check Amount	FYTD
122853	2025-04-16	FRUIT GROWERS LABORATORY INC	Inv# 503024A	BPO RADIOACTIVITY ANAYLSIS	\$63.00		
122853	2025-04-16	FRUIT GROWERS LABORATORY INC	Inv# 503026A	BPO RADIOACTIVITY ANAYLSIS	\$121.00		
122853	2025-04-16	FRUIT GROWERS LABORATORY INC	Inv# 503027A	BPO RADIOACTIVITY ANAYLSIS	\$63.00		
<b>Total for Check:</b>		122853				\$384.00	\$31,581.00
122854	2025-04-16	FULLERTON, CITY OF	Inv# PROP84 SARRCUP WELL INV32		\$72,708.28		
<b>Total for Check:</b>		122854				\$72,708.28	\$176,527.01
122855	2025-04-16	GEMS, INC.	Inv# 042325	CWEF - PRESENTER	\$2,500.00		
<b>Total for Check:</b>		122855				\$2,500.00	\$2,500.00
122857	2025-04-16	GRAINGER INC.	Inv# 9440220938	BPO INDUSTRIAL SUPPLIES	\$15.65		
122857	2025-04-16	GRAINGER INC.	Inv# 9441968196		\$265.63		
122857	2025-04-16	GRAINGER INC.	Inv# 9441968196		\$14.02		
122857	2025-04-16	GRAINGER INC.	Inv# 9441968204	BPO INDUSTRIAL SUPPLIES	\$74.97		
122857	2025-04-16	GRAINGER INC.	Inv# 9441968212	Generated by reorder 3/12/25 1	\$63.79		
122857	2025-04-16	GRAINGER INC.	Inv# 9441968212	Generated by reorder 3/12/25 1	\$58.10		
122857	2025-04-16	GRAINGER INC.	Inv# 9441968212	Generated by reorder 3/12/25 1	\$57.61		
122857	2025-04-16	GRAINGER INC.	Inv# 9441968212	Generated by reorder 3/12/25 1	\$44.64		
122857	2025-04-16	GRAINGER INC.	Inv# 9441968212	Generated by reorder 3/12/25 1	\$44.52		
122857	2025-04-16	GRAINGER INC.	Inv# 9441968212	Generated by reorder 3/12/25 1	\$43.63		
122857	2025-04-16	GRAINGER INC.	Inv# 9441968212	Generated by reorder 3/12/25 1	\$35.54		
122857	2025-04-16	GRAINGER INC.	Inv# 9441968212	Generated by reorder 3/12/25 1	\$31.18		
122857	2025-04-16	GRAINGER INC.	Inv# 9441968212	Generated by reorder 3/12/25 1	\$28.54		
122857	2025-04-16	GRAINGER INC.	Inv# 9442913639	Generated by reorder 3/12/25 1	\$17.04		
122857	2025-04-16	GRAINGER INC.	Inv# 9443711404	BPO INDUSTRIAL SUPPLIES	\$73.21		
122857	2025-04-16	GRAINGER INC.	Inv# 9446904030	BPO INDUSTRIAL SUPPLIES	\$190.79		
122857	2025-04-16	GRAINGER INC.	Inv# 9447854614		\$54.05		
122857	2025-04-16	GRAINGER INC.	Inv# 9448058496		\$2,808.80		
<b>Total for Check:</b>		122857				\$3,921.71	\$166,772.53
122858	2025-04-16	GREEN THUMB, LLC	Inv# 20250309	BPO PLANT SERVICE	\$299.44		
122858	2025-04-16	GREEN THUMB, LLC	Inv# 20250309	BPO PLANT SERVICE	\$94.56		
<b>Total for Check:</b>		122858				\$394.00	\$4,215.66



# Orange County Water District

## Check Register

**Begin Date:** 2025-04-10

**End Date:** 2025-04-16

**Page:** 7

### Accounts Payable Check Register Presented for Board Ratification and/or Approval

Check No.	Date	Vendor Name	Invoice #	Purpose	Invoice Amount	Check Amount	FYTD
122859	2025-04-16	HACH COMPANY	Inv# 14424340	Lab supplies	\$2,599.13		
122859	2025-04-16	HACH COMPANY	Inv# 14424340	Freight	\$32.74		
		<b>Total for Check:</b>	122859			\$2,631.87	\$55,729.98
122860	2025-04-16	HAMILTON COMPANY	Inv# INV-266706	Lab supplies	\$2,122.80		
122860	2025-04-16	HAMILTON COMPANY	Inv# INV-266706	Frt&Handling	\$12.23		
		<b>Total for Check:</b>	122860			\$2,135.03	\$3,500.65
122861	2025-04-16	HB DIGITAL ARTS & BLUEPRINT	Inv# INV-131930	PRINT & MOUNT BOD DIVISIONAL M	\$431.00		
122861	2025-04-16	HB DIGITAL ARTS & BLUEPRINT	Inv# INV-132399	Print Plans YADI FOR JDB	\$181.54		
122861	2025-04-16	HB DIGITAL ARTS & BLUEPRINT	Inv# INV-132399	Print Plans YADI FOR JDB	\$90.77		
122861	2025-04-16	HB DIGITAL ARTS & BLUEPRINT	Inv# INV-132399	Print Plans YADI FOR JDB	\$5.00		
122861	2025-04-16	HB DIGITAL ARTS & BLUEPRINT	Inv# INV-132399	Print Plans YADI FOR JDB	\$4.00		
122861	2025-04-16	HB DIGITAL ARTS & BLUEPRINT	Inv# INV-132399	Print Plans YADI FOR JDB	\$3.77		
		<b>Total for Check:</b>	122861			\$716.08	\$952.83
122862	2025-04-16	HOME DEPOT CREDIT SERVICES	Inv# 5524320	BPO INDUSTRIAL SUPPLIES	\$203.79		
122862	2025-04-16	HOME DEPOT CREDIT SERVICES	Inv# 8625604	11-Watt LED Wht Emerg JHAMMER	\$814.81		
		<b>Total for Check:</b>	122862			\$1,018.60	\$31,874.55
122863	2025-04-16	Haney, Lisa	Inv# APRIL 8 2025 SALT RIVER	4/8 Salt River dinner	\$72.75		
		<b>Total for Check:</b>	122863			\$72.75	\$2,823.93
122864	2025-04-16	Harasty, Alicia	Inv# FEB 17, 2025 TOUR	2/17 Congressman Min	\$32.88		
122864	2025-04-16	Harasty, Alicia	Inv# FEB 25-27 2025 TRAVEL	2/25-27 D.C. ACWA	\$442.96		
122864	2025-04-16	Harasty, Alicia	Inv# MARCH 11 2025 TRAVEL	3/11 SACTO ACWA	\$682.95		
		<b>Total for Check:</b>	122864			\$1,158.79	\$4,802.63
122865	2025-04-16	IRVINE PIPE & SUPPLY CO	Inv# S120455326.001	BPO PIPE SUPPLIES	\$370.58		
122865	2025-04-16	IRVINE PIPE & SUPPLY CO	Inv# S120455326.001		(\$6.78)		
		<b>Total for Check:</b>	122865			\$363.80	\$53,595.20
122866	2025-04-16	JOE A. GONSALVES AND SON	Inv# 162332	Apr25 legis.support/SACTO	\$8,000.00		
		<b>Total for Check:</b>	122866			\$8,000.00	\$80,000.00
122867	2025-04-16	JOHNSON, CLAIRE	Inv# 2024-2025-07 C. JOHNSON	Educ. Reimb. C.	\$860.00		
		<b>Total for Check:</b>	122867	Johnson		\$860.00	\$930.00
122868	2025-04-16	LHOIST NORTH AMERICA	Inv# 1102505205	3/18 lime (2)25.63 & 25.34 ton	\$22,842.73		

# Orange County Water District

## Check Register

**Begin Date:** 2025-04-10

**End Date:** 2025-04-16

**Page:** 8

### Accounts Payable Check Register Presented for Board Ratification and/or Approval

Check No.	Date	Vendor Name	Invoice #	Purpose	Invoice Amount	Check Amount	FYTD
<b>Total for Check:</b>		122868				\$22,842.73	\$1,417,360.02
122869	2025-04-16	MAGNOLIA BIRD FARMS	Inv# 36077	BPO BIRD SEEDS & SUPPLIES	\$517.38		
<b>Total for Check:</b>		122869				\$517.38	\$2,701.08
122870	2025-04-16	MCFADDEN-DALE HARDWARE CO.	Inv# 574048/5	BPO INDUSTRIAL SUPPLIES	\$72.88		
122870	2025-04-16	MCFADDEN-DALE HARDWARE CO.	Inv# 574048/5		(\$2.03)		
<b>Total for Check:</b>		122870				\$70.85	\$5,340.07
122871	2025-04-16	MCKINNON SURF & SUP LESSONS	Inv# 25-0835	CWEF - PRESENTER	\$3,000.00		
<b>Total for Check:</b>		122871				\$3,000.00	\$3,000.00
122872	2025-04-16	MCMaster-CARR SUPPLY COMPANY	Inv# 43672962	BPO INDUSTRIAL SUPPLIES	\$313.20		
122872	2025-04-16	MCMaster-CARR SUPPLY COMPANY	Inv# 43672962		\$8.74		
122872	2025-04-16	MCMaster-CARR SUPPLY COMPANY	Inv# 43672962		(\$6.26)		
122872	2025-04-16	MCMaster-CARR SUPPLY COMPANY	Inv# 43745935	BPO INDUSTRIAL SUPPLIES	\$42.41		
122872	2025-04-16	MCMaster-CARR SUPPLY COMPANY	Inv# 43745935		\$8.74		
122872	2025-04-16	MCMaster-CARR SUPPLY COMPANY	Inv# 43745935		(\$0.85)		
122872	2025-04-16	MCMaster-CARR SUPPLY COMPANY	Inv# 43825548	SEOOW Cable BIK 16 AWG JHAMMER	\$296.34		
122872	2025-04-16	MCMaster-CARR SUPPLY COMPANY	Inv# 43825548	SEOOW Cable BIK 16 AWG JHAMMER	\$26.26		
122872	2025-04-16	MCMaster-CARR SUPPLY COMPANY	Inv# 43825548		\$14.15		
122872	2025-04-16	MCMaster-CARR SUPPLY COMPANY	Inv# 43825548		(\$6.45)		
<b>Total for Check:</b>		122872				\$696.28	\$14,587.60
122873	2025-04-16	MTM RECOGNITION CORP.	Inv# 6235236	Service Awards	\$498.76		
<b>Total for Check:</b>		122873				\$498.76	\$4,261.38
122874	2025-04-16	MYRON L. COMPANY	Inv# 535240	Buffer Solutions JSMITH	\$174.00		
122874	2025-04-16	MYRON L. COMPANY	Inv# 535240	Buffer Solutions JSMITH	\$174.00		
122874	2025-04-16	MYRON L. COMPANY	Inv# 535240		\$28.15		
122874	2025-04-16	MYRON L. COMPANY	Inv# 535240		(\$3.20)		
<b>Total for Check:</b>		122874				\$372.95	\$2,622.19

# Orange County Water District

## Check Register

**Begin Date:** 2025-04-10

**End Date:** 2025-04-16

**Page:** 9

### Accounts Payable Check Register Presented for Board Ratification and/or Approval

Check No.	Date	Vendor Name	Invoice #	Purpose	Invoice Amount	Check Amount	FYTD
122875	2025-04-16	NAPA/ORANGE COUNTY AUTO PARTS	Inv# 748486	BPO AUTO PARTS	\$28.98		
122875	2025-04-16	NAPA/ORANGE COUNTY AUTO PARTS	Inv# 748486		(\$0.58)		
122875	2025-04-16	NAPA/ORANGE COUNTY AUTO PARTS	Inv# 748682	BPO AUTO PARTS	\$37.18		
122875	2025-04-16	NAPA/ORANGE COUNTY AUTO PARTS	Inv# 748682		(\$0.74)		
<b>Total for Check:</b>		122875				\$64.84	\$2,581.50
122876	2025-04-16	ONESOURCE DISTRIBUTORS INC.	Inv# S007857856.001 JHAMM	Prosoft BHC-CLD-PDN Conn	\$295.26		
122876	2025-04-16	ONESOURCE DISTRIBUTORS INC.	Inv# S007857856.001 JHAMM	Prosoft BHC-CLD-PDN Conn	\$195.75		
122876	2025-04-16	ONESOURCE DISTRIBUTORS INC.	Inv# S007857856.001		(\$4.52)		
<b>Total for Check:</b>		122876				\$486.49	\$279,931.99
122877	2025-04-16	ORANGE COUNTY DEPARTMENT OF EDUCATION	Inv# 94UI1715	1675	\$975.00		
<b>Total for Check:</b>		122877				\$975.00	\$14,494.51
122878	2025-04-16	OVIVO USA, LLC	Inv# 125-0	separation-destr.PFAS 2nd pmt	\$25,000.00		
<b>Total for Check:</b>		122878				\$25,000.00	\$54,864.70
122879	2025-04-16	PARSONS, SHERYL	Inv# APRIL 8 2025 SALT PROJECT breakfast	4/8 Salt River Proj.	\$76.23		
<b>Total for Check:</b>		122879				\$76.23	\$142.15
122880	2025-04-16	PAUL CASH	Inv# 25-02	CWEF - PRESENTER	\$2,500.00		
<b>Total for Check:</b>		122880				\$2,500.00	\$2,500.00
122881	2025-04-16	PURCOR PEST SOLUTIONS	Inv# 12452040	BPO RODENT CONTROL	\$525.00		
<b>Total for Check:</b>		122881				\$525.00	\$7,100.00
122882	2025-04-16	Patel, Mehul	Inv# SEPT24-MAR25 PHONE STIPEN	9/23/24-3/22/25	\$240.00		
<b>Total for Check:</b>		122882	phone stipends			\$240.00	\$1,492.60
122883	2025-04-16	Polanco, Julio	Inv# MARCH 16-19 2025 TRAVEL	3/16-19 Tampa, FL	\$160.76		
<b>Total for Check:</b>		122883	WateReuse Sy			\$160.76	\$770.76
122884	2025-04-16	QDOXS	Inv# IN66095	BPO COPIER MAINTENANCE	\$595.07		
122884	2025-04-16	QDOXS	Inv# IN66754	BPO COPIER MAINTENANCE	\$588.13		
<b>Total for Check:</b>		122884				\$1,183.20	\$6,674.37

# Orange County Water District

## Check Register

**Begin Date:** 2025-04-10

**End Date:** 2025-04-16

**Page:** 10

### Accounts Payable Check Register Presented for Board Ratification and/or Approval

Check No.	Date	Vendor Name	Invoice #	Purpose	Invoice Amount	Check Amount	FYTD
122885	2025-04-16	QUINN COMPANY	Inv# PC830432364		\$741.15		
122885	2025-04-16	QUINN COMPANY	Inv# PC830432418	BPO EQUIPMENT & SUPPLIES	\$78.26		
122885	2025-04-16	QUINN COMPANY	Inv# PC830432418	BPO EQUIPMENT & SUPPLIES	\$41.39		
<b>Total for Check:</b>		122885				\$860.80	\$88,329.48
122886	2025-04-16	POWERPLAN OIB	Inv# P0388735	BPO HEAVY EQUIPMENT SUPPLIES	\$970.08		
<b>Total for Check:</b>		122886				\$970.08	\$11,310.14
122887	2025-04-16	RAINBOW DISPOSAL CO INC	Inv# 0676-005907791	BPO TRASH SERVICE	\$1,990.70		
<b>Total for Check:</b>		122887				\$1,990.70	\$77,018.22
122888	2025-04-16	RED WING SHOE CO. INC.	Inv# 789-1-78863	BPO WORK BOOTS	\$200.00		
<b>Total for Check:</b>		122888				\$200.00	\$9,650.71
122889	2025-04-16	RESTEK CORPORATION	Inv# CD50519173	freight	\$21.00		
122889	2025-04-16	RESTEK CORPORATION	Inv# CD50519173	Lab supplies	\$147.69		
122889	2025-04-16	RESTEK CORPORATION	Inv# CD50519173	Discount	(\$3.37)		
<b>Total for Check:</b>		122889				\$165.32	\$12,668.77
122890	2025-04-16	SANTA ANA, CITY OF	Inv# 5-3995.300_20250331	01/16/2025 to 03/21/2025	\$413.10		
<b>Total for Check:</b>		122890				\$413.10	\$2,060.00
122891	2025-04-16	SOUTHERN CALIFORNIA EDISON CO.	Inv# 700145466803_20250403		\$958,707.52		
<b>Total for Check:</b>		122891				\$958,707.52	\$8,171,826.73
122892	2025-04-16	SOUTHERN CALIFORNIA NEWS GROUP	Inv# 0000612627	Advertising SB2025 GWRS2025	\$4,360.24		
<b>Total for Check:</b>		122892				\$4,360.24	\$15,243.99
122893	2025-04-16	SPARKLETTS DS WATER OF AMERICA LP	Inv# 4076005 031525	BPO WATER DELIVERY	\$252.02		
122893	2025-04-16	SPARKLETTS DS WATER OF AMERICA LP	Inv# 4076005 031525	BPO WATER DELIVERY	\$102.09		
122893	2025-04-16	SPARKLETTS DS WATER OF AMERICA LP	Inv# 4076005 031525	BPO WATER DELIVERY	\$99.96		
122893	2025-04-16	SPARKLETTS DS WATER OF AMERICA LP	Inv# 4076005 031525	BPO WATER DELIVERY	\$26.46		
<b>Total for Check:</b>		122893				\$480.53	\$8,192.37
122894	2025-04-16	STANTEC CONSULTING INC. (SCI)	Inv# 2369222	thru 2/28 PFAS S.Ana 38 wo#1	\$2,947.00		
<b>Total for Check:</b>		122894				\$2,947.00	\$660,543.15
122895	2025-04-16	STERIS CORPORATION	Inv# 505095067	EQUIP. SERVICE	\$2,818.82		

# Orange County Water District

## Check Register

**Begin Date:** 2025-04-10

**End Date:** 2025-04-16

**Page:** 11

### Accounts Payable Check Register Presented for Board Ratification and/or Approval

Check No.	Date	Vendor Name	Invoice #	Purpose	Invoice Amount	Check Amount	FYTD
<b>Total for Check:</b>		122895				\$2,818.82	\$8,456.46
122896	2025-04-16	TAB ANSWER NETWORK CALL CENTER	Inv# 1505404032025		\$87.60		
<b>Total for Check:</b>		122896				\$87.60	\$937.86
122897	2025-04-16	TETRA TECH, INC.	Inv# 52401055	thru 2/21 PFAS K.well 2 wo#5A	\$5,522.82		
<b>Total for Check:</b>		122897				\$5,522.82	\$914,567.19
122898	2025-04-16	SoCalGas	Inv# 04440929000_20250407	03/05/2025 - 04/03/2025	\$779.53		
122898	2025-04-16	SoCalGas	Inv# 05070929004_20250407	03/05/2025 - 04/03/2025	\$1,281.83		
122898	2025-04-16	SoCalGas	Inv# 11375833040_20250407	03/06/2025 - 04/03/2025	\$6,955.14		
<b>Total for Check:</b>		122898				\$9,016.50	\$69,192.96
122899	2025-04-16	TIREHUB, LLC.	Inv# 48361700	BPO TIRES	\$187.42		
122899	2025-04-16	TIREHUB, LLC.	Inv# 48361700	Ca Tire fee	\$3.50		
<b>Total for Check:</b>		122899				\$190.92	\$2,911.92
122900	2025-04-16	TRAJAN SCIENTIFIC AMERICAS INC.	Inv# 10132192	Lab supplies	\$3,554.46		
122900	2025-04-16	TRAJAN SCIENTIFIC AMERICAS INC.	Inv# 10132192		\$25.08		
<b>Total for Check:</b>		122900				\$3,579.54	\$9,924.47
122901	2025-04-16	U-LINE	Inv# 174974694	BAL DUE	\$205.54		
122901	2025-04-16	U-LINE	Inv# 190553248	CARBON TREATMENT	\$913.63		
122901	2025-04-16	U-LINE	Inv# 190553248	CARBON TREATMENT	\$65.34		
<b>Total for Check:</b>		122901				\$1,184.51	\$13,016.91
122902	2025-04-16	U.S. BANK	Inv# 7694349	Comm Paper Admin Fees	\$2,059.20		
<b>Total for Check:</b>		122902				\$2,059.20	\$51,811.33
122903	2025-04-16	UNIFIRST CORPORATION	Inv# 2190316758	1557	\$283.23		
122903	2025-04-16	UNIFIRST CORPORATION	Inv# 2190316758	1557	\$8.01		
122903	2025-04-16	UNIFIRST CORPORATION	Inv# 2190317601	1557	\$54.25		
122903	2025-04-16	UNIFIRST CORPORATION	Inv# 2190317605	1557	\$16.77		
122903	2025-04-16	UNIFIRST CORPORATION	Inv# 2190317611	1557	\$278.44		
122903	2025-04-16	UNIFIRST CORPORATION	Inv# 2190317612	1557	\$10.78		
122903	2025-04-16	UNIFIRST CORPORATION	Inv# 2190317631	1557	\$569.18		
122903	2025-04-16	UNIFIRST CORPORATION	Inv# 2190317634	1557	\$164.80		
122903	2025-04-16	UNIFIRST CORPORATION	Inv# 2190317636	1557	\$22.22		

# Orange County Water District

## Check Register

**Begin Date:** 2025-04-10

**End Date:** 2025-04-16

**Page:** 12

### Accounts Payable Check Register Presented for Board Ratification and/or Approval

Check No.	Date	Vendor Name	Invoice #	Purpose	Invoice Amount	Check Amount	FYTD
122903	2025-04-16	UNIFIRST CORPORATION	Inv# 2200244496	1557	\$49.86		
		<b>Total for Check:</b>	122903			\$1,457.54	\$50,057.81
122904	2025-04-16	UNIVAR SOLUTIONS USA	Inv# 52924334	4/9 23.514 ton sulfuric acid	\$5,549.30		
122904	2025-04-16	UNIVAR SOLUTIONS USA	Inv# 52924334	discount	(\$110.99)		
122904	2025-04-16	UNIVAR SOLUTIONS USA	Inv# 52924336	4/9 23.505 ton sulfuric acid	\$5,547.18		
122904	2025-04-16	UNIVAR SOLUTIONS USA	Inv# 52924336	discount	(\$110.94)		
122904	2025-04-16	UNIVAR SOLUTIONS USA	Inv# 52933832	4/14 378 gal s.bisulfite	\$776.93		
122904	2025-04-16	UNIVAR SOLUTIONS USA	Inv# 52933832	discount	(\$15.54)		
		<b>Total for Check:</b>	122904			\$11,635.94	\$340,320.79
122905	2025-04-16	UTILIQUEST LLC	Inv# 341489-Q	3/9-15 screen/mark pipes	\$1,173.31		
122905	2025-04-16	UTILIQUEST LLC	Inv# 341489-Q	3/9-15 screen/mark pipes	\$684.43		
122905	2025-04-16	UTILIQUEST LLC	Inv# 341489-Q	3/9-15 screen/mark pipes	\$83.89		
122905	2025-04-16	UTILIQUEST LLC	Inv# 341489-Q	3/9-15 screen/mark pipes	\$13.88		
		<b>Total for Check:</b>	122905			\$1,955.51	\$79,592.00
122906	2025-04-16	VEOLIA ES TECHNICAL SOLUTIONS LLC	Inv# INV-527802	Hazardous Waste Disposal	\$16,459.51		
		<b>Total for Check:</b>	122906			\$16,459.51	\$44,255.00
122907	2025-04-16	VILLALOBOS, MARCUS	Inv# 2024-2025-05	Education Reimbursement MJV	\$138.00		
		<b>Total for Check:</b>	122907			\$138.00	\$730.55
122908	2025-04-16	VWR INTERNATIONAL LLC	Inv# 8818554097		\$206.52		
122908	2025-04-16	VWR INTERNATIONAL LLC	Inv# 8818562872		\$213.53		
122908	2025-04-16	VWR INTERNATIONAL LLC	Inv# 8818562872		\$80.53		
122908	2025-04-16	VWR INTERNATIONAL LLC	Inv# 8818566886	Lab supplies	\$154.69		
		<b>Total for Check:</b>	122908			\$655.27	\$78,723.96
122909	2025-04-16	WALTERS WHOLESALE ELECTRIC CO.	Inv# S127684880.001	L714R 15A 277V NMRCPT	\$78.84		
122909	2025-04-16	WALTERS WHOLESALE ELECTRIC CO.	Inv# S127684880.001	Discount	(\$1.45)		
		<b>Total for Check:</b>	122909			\$77.39	\$10,106.91
122910	2025-04-16	WASTE MANAGEMENT CORPORATE SERVICES INC	Inv# 1163673-4946-5	04/01/2025 - 04/30/2025	\$324.03		
		<b>Total for Check:</b>	122910			\$324.03	\$3,240.30
122911	2025-04-16	WATER DISTRICT JOBS	Inv# 1152503	Employment Advertising	\$145.00		
		<b>Total for Check:</b>	122911			\$145.00	\$1,160.00

# Orange County Water District

## Check Register

**Begin Date:** 2025-04-10

**End Date:** 2025-04-16

**Page:** 13

### Accounts Payable Check Register Presented for Board Ratification and/or Approval

Check No.	Date	Vendor Name	Invoice #	Purpose	Invoice Amount	Check Amount	FYTD
122912	2025-04-16	WATER QUALITY & TREATMENT SOLUTIONS INC	Inv# 25-3837	thru 2/28 agmt 1567 WRF PFAS	\$10,750.00		
		<b>Total for Check:</b>	122912			\$10,750.00	\$20,049.40
978734	2025-04-10	JCI JONES CHEMICAL, INC	Inv# 965027	3/31 4822 gal hypochlorite	\$8,303.00		
978734	2025-04-10	JCI JONES CHEMICAL, INC	Inv# 965027	CA mill	\$203.42		
978734	2025-04-10	JCI JONES CHEMICAL, INC	Inv# 965027	discount	(\$166.06)		
978734	2025-04-10	JCI JONES CHEMICAL, INC	Inv# 965028	3/31 4824 gal hypochlorite	\$8,306.45		
978734	2025-04-10	JCI JONES CHEMICAL, INC	Inv# 965028	CA mill	\$203.51		
978734	2025-04-10	JCI JONES CHEMICAL, INC	Inv# 965028	discount	(\$166.13)		
978734	2025-04-10	JCI JONES CHEMICAL, INC	Inv# 965029	3/31 4865 gal hypochlorite	\$8,377.04		
978734	2025-04-10	JCI JONES CHEMICAL, INC	Inv# 965029	CA mill	\$205.24		
978734	2025-04-10	JCI JONES CHEMICAL, INC	Inv# 965029	discount	(\$167.54)		
978734	2025-04-10	JCI JONES CHEMICAL, INC	Inv# 965030	3/31 4832 gal hypochlorite	\$8,320.22		
978734	2025-04-10	JCI JONES CHEMICAL, INC	Inv# 965030	CA mill	\$203.85		
978734	2025-04-10	JCI JONES CHEMICAL, INC	Inv# 965030	discount	(\$166.40)		
978734	2025-04-10	JCI JONES CHEMICAL, INC	Inv# 965149	4/1 4891 gal hypochlorite	\$8,421.81		
978734	2025-04-10	JCI JONES CHEMICAL, INC	Inv# 965149	CA mill	\$206.33		
978734	2025-04-10	JCI JONES CHEMICAL, INC	Inv# 965149	discount	(\$168.44)		
978734	2025-04-10	JCI JONES CHEMICAL, INC	Inv# 965150	4/1 4814 gal hypochlorite	\$8,289.23		
978734	2025-04-10	JCI JONES CHEMICAL, INC	Inv# 965150	CA mill	\$203.09		
978734	2025-04-10	JCI JONES CHEMICAL, INC	Inv# 965150	discount	(\$165.78)		
978734	2025-04-10	JCI JONES CHEMICAL, INC	Inv# 965151	4/1 4962 gal hypochlorite	\$8,544.07		
978734	2025-04-10	JCI JONES CHEMICAL, INC	Inv# 965151	CA mill	\$209.33		
978734	2025-04-10	JCI JONES CHEMICAL, INC	Inv# 965151	discount	(\$170.88)		
978734	2025-04-10	JCI JONES CHEMICAL, INC	Inv# 965359	4/3 4810 gal hypochlorite	\$8,282.34		
978734	2025-04-10	JCI JONES CHEMICAL, INC	Inv# 965359	CA mill	\$202.92		
978734	2025-04-10	JCI JONES CHEMICAL, INC	Inv# 965359	discount	(\$165.65)		
978734	2025-04-10	JCI JONES CHEMICAL, INC	Inv# 965360	4/3 4861 gal hypochlorite	\$8,370.16		
978734	2025-04-10	JCI JONES CHEMICAL, INC	Inv# 965360	CA mill	\$205.07		
978734	2025-04-10	JCI JONES CHEMICAL, INC	Inv# 965360	discount	(\$167.40)		
978734	2025-04-10	JCI JONES CHEMICAL, INC	Inv# 965361	4/3 4818 gal hypochlorite	\$8,296.12		
978734	2025-04-10	JCI JONES CHEMICAL, INC	Inv# 965361	CA mill	\$203.25		
978734	2025-04-10	JCI JONES CHEMICAL, INC	Inv# 965361	discount	(\$165.92)		



# Orange County Water District

## Check Register

Begin Date: 2025-04-10

End Date: 2025-04-16

Page: 14

### Accounts Payable Check Register Presented for Board Ratification and/or Approval

Check No.	Date	Vendor Name	Invoice #	Purpose	Invoice Amount	Check Amount	FYTD
978734	2025-04-10	JCI JONES CHEMICAL, INC	Inv# 965362	4/3 4818 gal hypochlorite	\$8,296.11		
978734	2025-04-10	JCI JONES CHEMICAL, INC	Inv# 965362	CA mill	\$203.25		
978734	2025-04-10	JCI JONES CHEMICAL, INC	Inv# 965362	discount	(\$165.92)		
978734	2025-04-10	JCI JONES CHEMICAL, INC	Inv# 965471	4/4 4804 gal hypochlorite	\$8,272.01		
978734	2025-04-10	JCI JONES CHEMICAL, INC	Inv# 965471	CA mill	\$202.66		
978734	2025-04-10	JCI JONES CHEMICAL, INC	Inv# 965471	discount	(\$165.44)		
978734	2025-04-10	JCI JONES CHEMICAL, INC	Inv# 965472	4/4 4857 gal hypochlorite	\$8,363.27		
978734	2025-04-10	JCI JONES CHEMICAL, INC	Inv# 965472	CA mill	\$204.90		
978734	2025-04-10	JCI JONES CHEMICAL, INC	Inv# 965472	discount	(\$167.27)		
978734	2025-04-10	JCI JONES CHEMICAL, INC	Inv# 965496	4/4 4855 gal hypochlorite	\$8,359.82		
978734	2025-04-10	JCI JONES CHEMICAL, INC	Inv# 965496	CA mill	\$204.82		
978734	2025-04-10	JCI JONES CHEMICAL, INC	Inv# 965496	discount	(\$167.20)		
978734	2025-04-10	JCI JONES CHEMICAL, INC	Inv# 965497	4/4 5034 gal hypochlorite	\$8,668.04		
978734	2025-04-10	JCI JONES CHEMICAL, INC	Inv# 965497	discount	(\$173.36)		
978734	2025-04-10	JCI JONES CHEMICAL, INC	Inv# 965497	CA mill	\$212.37		
<b>Total for Check: 978734</b>						\$126,034.31	\$4,470,881.10
978735	2025-04-15	BOOKY OREN GLOBAL WATER TECHNOLOGIES LTD	Inv# 01/0000078	Mar25 operation efficiency stu	\$5,000.00		
<b>Total for Check: 978735</b>						\$5,000.00	\$62,500.00
978736	2025-04-10	MORGAN STANLEY & CO LLC	Inv# 27724	03A Remarketing Fees Jan-Mar	\$11,203.21		
<b>Total for Check: 978736</b>						\$11,203.21	\$45,341.71
978737	2025-04-16	FIDELITY INVESTMENTS	Inv# APRIL 16 2025 401A	April 16, 2025 Plan 89137	\$269,876.64		
<b>Total for Check: 978737</b>						\$269,876.64	\$5,400,154.95
978738	2025-04-16	FIDELITY INVESTMENTS	Inv# APRIL 16 2025 457B	Apr 16 2025 plan 89148	\$113,399.68		
<b>Total for Check: 978738</b>						\$113,399.68	\$2,271,596.82
978739	2025-04-15	WELLS FARGO BANK	Inv# APRIL 15, 25 GARN C-REG garn C-reg	PR08 Apr 15 25 6911	\$351.80		
<b>Total for Check: 978739</b>						\$351.80	\$21,384,060.53
978740	2025-04-15	WELLS FARGO BANK	Inv# APRIL 15, 25 GARN ABF Garn ABF	PR08 Apr 15 25 6911	\$1,985.54		
<b>Total for Check: 978740</b>						\$1,985.54	\$21,384,060.53
978741	2025-04-15	WELLS FARGO BANK	Inv# APRIL 15, 2025 ID6527	PR08 Aor 15 25 ID6527	\$39,785.46		
<b>Total for Check: 978741</b>						\$39,785.46	\$21,384,060.53

Orange County Water District  
Check Register

Begin Date: 2025-04-10      End Date: 2025-04-16      Page: 15

Accounts Payable Check Register Presented for Board Ratification and/or Approval

Check No.	Date	Vendor Name	Invoice #	Purpose	Invoice Amount	Check Amount	FYTD
978742	2025-04-15	WELLS FARGO BANK	Inv# APRIL 15, 2025 ID 6911 #6911	PR08 Apr 15, 2025 ID	\$992,300.85		
Total for Check:		978742				\$992,300.85	\$21,384,060.53
Run Date: 4/12/0502					\$6,955,468.54	\$6,955,468.54	

# Orange County Water District

## Check Register

**Begin Date:** 2025-04-17

**End Date:** 2025-04-23

**Page:** 1

### Accounts Payable Check Register Presented for Board Ratification and/or Approval

Check No.	Date	Vendor Name	Invoice #	Purpose	Invoice Amount	Check Amount	FYTD
122913	2025-04-23	ABSOLUTE STANDARDS, INC.	Inv# 245886	Lab supplies	\$382.50		
122913	2025-04-23	ABSOLUTE STANDARDS, INC.	Inv# 245886	Lab supplies	\$255.00		
122913	2025-04-23	ABSOLUTE STANDARDS, INC.	Inv# 245886	Lab supplies	\$68.00		
122913	2025-04-23	ABSOLUTE STANDARDS, INC.	Inv# 245896	Lab supplies	\$170.00		
122913	2025-04-23	ABSOLUTE STANDARDS, INC.	Inv# 245896	Shipping and Handling	\$15.00		
<b>Total for Check: 122913</b>						\$890.50	\$15,311.50
122914	2025-04-23	ACWA JPIA	Inv# WORKERS COMP Q1 JAN-MAR25	Worker comp	\$77,457.81		
			Q1 Jan-Mar 2025				
122914	2025-04-23	ACWA JPIA	Inv# WORKERS' COMP 01-03 2025	reversal	(\$79,903.84)		
122914	2025-04-23	ACWA JPIA	Inv# WORKERS' COMP JAN-MAR25	workers' comp	\$79,903.84		
			1/1-3/31/25				
<b>Total for Check: 122914</b>						\$77,457.81	\$6,926,126.33
122915	2025-04-23	AECOM TECHNICAL SERVICES, INC.	Inv# 2001001625	12/21-1/24 Prado Range	\$42,018.74		
<b>Total for Check: 122915</b>						\$42,018.74	\$381,451.84
122916	2025-04-23	AGILENT TECHNOLOGIES, INC.	Inv# 129782096	Lab supplies	\$496.51		
122916	2025-04-23	AGILENT TECHNOLOGIES, INC.	Inv# 129782096	SHIPPING AND HANDLING	\$6.92		
122916	2025-04-23	AGILENT TECHNOLOGIES, INC.	Inv# 129791612	Lab supplies	\$617.77		
122916	2025-04-23	AGILENT TECHNOLOGIES, INC.	Inv# 129791612	Lab supplies	\$540.55		
122916	2025-04-23	AGILENT TECHNOLOGIES, INC.	Inv# 129791612	Lab supplies	\$488.27		
122916	2025-04-23	AGILENT TECHNOLOGIES, INC.	Inv# 129791612	Lab supplies	\$227.30		
122916	2025-04-23	AGILENT TECHNOLOGIES, INC.	Inv# 129791612	Lab supplies	\$197.96		
122916	2025-04-23	AGILENT TECHNOLOGIES, INC.	Inv# 129791612	SHIPPING & HANDLING	\$8.00		
122916	2025-04-23	AGILENT TECHNOLOGIES, INC.	Inv# 129798111	Lab supplies	\$1,040.35		
122916	2025-04-23	AGILENT TECHNOLOGIES, INC.	Inv# 129798111	SHIPPING & HANDLING	\$8.00		
<b>Total for Check: 122916</b>						\$3,631.63	\$183,196.45
122917	2025-04-23	ALTERNATIVE HOSE, INC.	Inv# 6110511	BPO HOSES	\$174.20		
122917	2025-04-23	ALTERNATIVE HOSE, INC.	Inv# 6110582	BPO HOSES	\$332.74		
122917	2025-04-23	ALTERNATIVE HOSE, INC.	Inv# 6110714	BPO HOSES	\$579.83		
122917	2025-04-23	ALTERNATIVE HOSE, INC.	Inv# 6110780	BPO HOSES	\$35.47		
<b>Total for Check: 122917</b>						\$1,122.24	\$5,434.68
122920	2025-04-23	AMAZON CAPITAL SERVICES, INC	Inv# 11YN-9WLY-YMDX	AMAZON PARTS	\$244.91		
122920	2025-04-23	AMAZON CAPITAL SERVICES, INC	Inv# 16VY-99XJ-J1YG	SUPPLIES	\$83.40		

# Orange County Water District

## Check Register

**Begin Date:** 2025-04-17

**End Date:** 2025-04-23

**Page:** 2

### Accounts Payable Check Register Presented for Board Ratification and/or Approval

Check No.	Date	Vendor Name	Invoice #	Purpose	Invoice Amount	Check Amount	FYTD
122920	2025-04-23	AMAZON CAPITAL SERVICES, INC	Inv# 16VY-99XJ-J1YG	SUPPLIES	\$19.77		
122920	2025-04-23	AMAZON CAPITAL SERVICES, INC	Inv# 16VY-99XJ-J1YG	SUPPLIES	\$14.13		
122920	2025-04-23	AMAZON CAPITAL SERVICES, INC	Inv# 16VY-99XJ-J1YG		(\$0.99)		
122920	2025-04-23	AMAZON CAPITAL SERVICES, INC	Inv# 16VY-99XJ-J1YG		(\$0.99)		
122920	2025-04-23	AMAZON CAPITAL SERVICES, INC	Inv# 16VY-99XJ-J1YG		(\$0.99)		
122920	2025-04-23	AMAZON CAPITAL SERVICES, INC	Inv# 1CVY-H7XJ-YTDH	SUPPLIES	\$77.54		
122920	2025-04-23	AMAZON CAPITAL SERVICES, INC	Inv# 1DPX-64NC-3FVH	AMAZON PARTS	\$266.33		
122920	2025-04-23	AMAZON CAPITAL SERVICES, INC	Inv# 1CVY-H7XJ-YTDH	SUPPLIES	\$19.56		
122920	2025-04-23	AMAZON CAPITAL SERVICES, INC	Inv# 1CVY-H7XJ-YTDH	SUPPLIES	\$18.28		
122920	2025-04-23	AMAZON CAPITAL SERVICES, INC	Inv# 1J96-D169-PDDQ	OFFICE SUPPLIES	\$141.26		
122920	2025-04-23	AMAZON CAPITAL SERVICES, INC	Inv# 1KJY-YDG6-H6VV	AMAZON PARTS	\$16.13		
122920	2025-04-23	AMAZON CAPITAL SERVICES, INC	Inv# 1KJY-YDG6-H6VV		\$7.60		
122920	2025-04-23	AMAZON CAPITAL SERVICES, INC	Inv# 1KMT-X6WX-WNCW	FIELD WORK	\$39.12		
122920	2025-04-23	AMAZON CAPITAL SERVICES, INC	Inv# 1KMT-X6WX-WNCW	FIELD WORK	\$30.44		
122920	2025-04-23	AMAZON CAPITAL SERVICES, INC	Inv# 1KMT-X6WX-WNCW	FIELD WORK	\$8.69		
122920	2025-04-23	AMAZON CAPITAL SERVICES, INC	Inv# 1KMT-X6WX-WNCW		\$7.59		
122920	2025-04-23	AMAZON CAPITAL SERVICES, INC	Inv# 1KMT-X6WX-WNCW	FIELD WORK	\$4.88		
122920	2025-04-23	AMAZON CAPITAL SERVICES, INC	Inv# 1N6V-LY47-1FGT	Conference room clock	\$86.55		
122920	2025-04-23	AMAZON CAPITAL SERVICES, INC	Inv# 1TLP-MRF4-6QCC		(\$7.59)		
<b>Total for Check:</b>		122920				\$1,075.62	\$35,100.96
122921	2025-04-23	AMERICAN WATER CHEMICAL, INC	Inv# 52248221	cleaning chem- HAN G. RO pilot	\$2,466.45		
122921	2025-04-23	AMERICAN WATER CHEMICAL, INC	Inv# 52248221	cleaning chem- HAN G. RO pilot	\$483.00		
122921	2025-04-23	AMERICAN WATER CHEMICAL, INC	Inv# 52248681	PLANT CHEMICALS	\$77,586.60		
<b>Total for Check:</b>		122921				\$80,536.05	\$1,497,547.13
122925	2025-04-23	ANAHEIM, CITY OF	Inv# 110196000_20250417	03/14/2025 to 04/15/2025	\$26.62		
122925	2025-04-23	ANAHEIM, CITY OF	Inv# 110198000_20250417	03/14/2025 to 04/15/2025	\$195.53		
122925	2025-04-23	ANAHEIM, CITY OF	Inv# 110202002_20250319	01/16/2025 to 03/13/2025	\$325.46		
122925	2025-04-23	ANAHEIM, CITY OF	Inv# 110202002_20250417	03/14/2025 to 04/15/2025	\$47.58		
122925	2025-04-23	ANAHEIM, CITY OF	Inv# 110452300_20250418	03/14/2025 to 04/15/2025	\$438.96		
122925	2025-04-23	ANAHEIM, CITY OF	Inv# 110561300_20250418	03/14/2025 to 04/15/2025	\$76.39		
122925	2025-04-23	ANAHEIM, CITY OF	Inv# 110562000_20250418	03/17/2025 to 04/16/2025	\$2,253.68		
122925	2025-04-23	ANAHEIM, CITY OF	Inv# 111128000_20250418	03/17/2025 to 04/16/2025	\$317.30		

# Orange County Water District

## Check Register

**Begin Date:** 2025-04-17

**End Date:** 2025-04-23

**Page:** 3

### Accounts Payable Check Register Presented for Board Ratification and/or Approval

Check No.	Date	Vendor Name	Invoice #	Purpose	Invoice Amount	Check Amount	FYTD
122925	2025-04-23	ANAHEIM, CITY OF	Inv# 118602000_20250418	03/17/2025 to 04/16/2025	\$25.18		
122925	2025-04-23	ANAHEIM, CITY OF	Inv# 127464300_20250411	03/10/2025 to 04/08/2025	\$1,844.17		
122925	2025-04-23	ANAHEIM, CITY OF	Inv# 127602300_20250411	03/10/2025 to 04/08/2025	\$86.86		
122925	2025-04-23	ANAHEIM, CITY OF	Inv# 127603000_20250411	03/11/2025 to 04/09/2025	\$49.76		
122925	2025-04-23	ANAHEIM, CITY OF	Inv# 127704000_20250411	03/11/2025 to 04/09/2025	\$431.44		
122925	2025-04-23	ANAHEIM, CITY OF	Inv# 128276000_20250414	03/12/2025 to 04/10/2025	\$113.66		
122925	2025-04-23	ANAHEIM, CITY OF	Inv# 128277000_20250414	03/12/2025 to 04/10/2025	\$1,261.88		
122925	2025-04-23	ANAHEIM, CITY OF	Inv# 128279000_20250414	03/12/2025 to 04/10/2025	\$1,420.45		
122925	2025-04-23	ANAHEIM, CITY OF	Inv# 128280300_20250414	03/10/2025 to 04/08/2025	\$86.86		
122925	2025-04-23	ANAHEIM, CITY OF	Inv# 128282300_20250414	03/10/2025 to 04/08/2025	\$365.77		
122925	2025-04-23	ANAHEIM, CITY OF	Inv# 128283000_20250414	03/12/2025 to 04/10/2025	\$1,147.31		
122925	2025-04-23	ANAHEIM, CITY OF	Inv# 128284000_20250414	03/12/2025 to 04/10/2025	\$82.89		
122925	2025-04-23	ANAHEIM, CITY OF	Inv# 128660002_20250414	03/12/2025 to 04/14/2025	\$422.31		
122925	2025-04-23	ANAHEIM, CITY OF	Inv# 129051000_20250417	03/14/2025 to 04/15/2025	\$26.84		
122925	2025-04-23	ANAHEIM, CITY OF	Inv# 131487000_20250414	03/12/2025 to 04/10/2025	\$57.44		
122925	2025-04-23	ANAHEIM, CITY OF	Inv# 132538000_20250414	03/12/2025 to 04/10/2025	\$341.70		
122925	2025-04-23	ANAHEIM, CITY OF	Inv# 134144000_20250414	03/12/2025 to 04/10/2025	\$58.07		
122925	2025-04-23	ANAHEIM, CITY OF	Inv# 134145000_20250411	03/11/2025 to 04/09/2025	\$58.07		
122925	2025-04-23	ANAHEIM, CITY OF	Inv# 134965000_20250411	03/11/2025 to 04/09/2025	\$86.08		
122925	2025-04-23	ANAHEIM, CITY OF	Inv# 137310300_20250418	03/14/2025 to 04/15/2025	\$36.96		
122925	2025-04-23	ANAHEIM, CITY OF	Inv# 138802000_20250414	03/12/2025 to 04/10/2025	\$24.13		
122925	2025-04-23	ANAHEIM, CITY OF	Inv# 139824000_20250414	03/12/2025 to 04/10/2025	\$56.17		
122925	2025-04-23	ANAHEIM, CITY OF	Inv# 140776000_20250418	03/17/2025 to 04/16/2025	\$324.71		
122925	2025-04-23	ANAHEIM, CITY OF	Inv# 145085300_20250418	03/14/2025 to 04/15/2025	\$79.20		
122925	2025-04-23	ANAHEIM, CITY OF	Inv# 145086300_20250418	03/14/2025 to 04/15/2025	\$29.28		
122925	2025-04-23	ANAHEIM, CITY OF	Inv# 145552000_20250414	03/12/2025 to 04/10/2025	\$98.81		
122925	2025-04-23	ANAHEIM, CITY OF	Inv# 147092000_20250418	03/17/2025 to 04/16/2025	\$160.73		
<b>Total for Check:</b>		122925				\$12,458.25	\$461,819.97
122926	2025-04-23	ASBURY ENVIRONMENTAL SERVICES	Inv# I500-01196482	BPO USED OIL	\$55.00		
<b>Total for Check:</b>		122926				\$55.00	\$1,470.23
122927	2025-04-23	AT & T	Inv# 335 253-2206_20250407	04/07/2025 - 05/06/2025	\$82.07		
<b>Total for Check:</b>		122927				\$82.07	\$2,285.32

# Orange County Water District

## Check Register

**Begin Date:** 2025-04-17

**End Date:** 2025-04-23

**Page:** 4

### Accounts Payable Check Register Presented for Board Ratification and/or Approval

Check No.	Date	Vendor Name	Invoice #	Purpose	Invoice Amount	Check Amount	FYTD
122928	2025-04-23	AT & T	Inv# 339 259-6949_20250407	04/07/2025 - 05/06/2025	\$66.23		
		<b>Total for Check:</b>	122928			\$66.23	\$2,285.32
122929	2025-04-23	ATLAS COPCO COMPRESSORS LLC	Inv# 1125033324	Install Controller on Atlas Co	\$1,050.00		
122929	2025-04-23	ATLAS COPCO COMPRESSORS LLC	Inv# 1125033324	Install Controller on Atlas Co	\$100.00		
		<b>Total for Check:</b>	122929			\$1,150.00	\$14,121.95
122930	2025-04-23	B & H PHOTO-VIDEO	Inv# 232843057		\$33.46		
		<b>Total for Check:</b>	122930			\$33.46	\$1,249.25
122931	2025-04-23	BC WIRE ROPE & RIGGING	Inv# 0392311-IN	BPO RIGGING SUPPLIES	\$636.81		
		<b>Total for Check:</b>	122931			\$636.81	\$7,666.14
122932	2025-04-23	BOOT BARN INC.	Inv# INV00466846	BPO BOOTS	\$200.00		
		<b>Total for Check:</b>	122932			\$200.00	\$4,833.53
122933	2025-04-23	BOOT BARN INC.	Inv# INV00466844	BPO BOOTS	\$200.00		
122933	2025-04-23	BOOT BARN INC.	Inv# INV00466845	BPO BOOTS	\$167.00		
122933	2025-04-23	BOOT BARN INC.	Inv# INV00466847	BPO BOOTS	\$183.16		
		<b>Total for Check:</b>	122933			\$550.16	\$550.16
122934	2025-04-23	BPS SUPPLY GROUP	Inv# S3214870.001	Generated by reorder 4/9/25 6:	\$229.41		
122934	2025-04-23	BPS SUPPLY GROUP	Inv# S3214870.001	Generated by reorder 4/9/25 6:	\$29.04		
122934	2025-04-23	BPS SUPPLY GROUP	Inv# S3214870.001	Shipping	\$13.38		
122934	2025-04-23	BPS SUPPLY GROUP	Inv# S3214870.001	Handling	\$4.35		
122934	2025-04-23	BPS SUPPLY GROUP	Inv# S3214870.001	Discount	(\$4.75)		
		<b>Total for Check:</b>	122934			\$271.43	\$6,818.89
122935	2025-04-23	BRENNTAG PACIFIC INC.	Inv# BPI510508	4/15 39760 lb H.Peroxide	\$9,940.00		
122935	2025-04-23	BRENNTAG PACIFIC INC.	Inv# BPI510508	discount	(\$198.80)		
122935	2025-04-23	BRENNTAG PACIFIC INC.	Inv# BPI510836	4/15 43660 lb citric acid	\$28,820.51		
122935	2025-04-23	BRENNTAG PACIFIC INC.	Inv# BPI510836	discount	(\$576.41)		
122935	2025-04-23	BRENNTAG PACIFIC INC.	Inv# BPI511558	4/11 11.8637 ton caustic soda	\$8,721.60		
122935	2025-04-23	BRENNTAG PACIFIC INC.	Inv# BPI511558	carbon emission control	\$177.96		
122935	2025-04-23	BRENNTAG PACIFIC INC.	Inv# BPI511558	superfund tax	\$9.50		
122935	2025-04-23	BRENNTAG PACIFIC INC.	Inv# BPI511558	discount	(\$178.18)		
		<b>Total for Check:</b>	122935			\$46,716.18	\$1,562,965.09
122936	2025-04-23	CALTROL INC.	Inv# CD99223815	Quarterly Vibration Program -	\$2,760.00		

# Orange County Water District

## Check Register

**Begin Date:** 2025-04-17

**End Date:** 2025-04-23

**Page:** 5

### Accounts Payable Check Register Presented for Board Ratification and/or Approval

Check No.	Date	Vendor Name	Invoice #	Purpose	Invoice Amount	Check Amount	FYTD
<b>Total for Check:</b>		122936				\$2,760.00	\$80,466.32
122937	2025-04-23	CAS DATALOGGERS	Inv# NV202500554	Lab supplies	\$660.00		
122937	2025-04-23	CAS DATALOGGERS	Inv# NV202500554	Lab supplies	\$196.00		
122937	2025-04-23	CAS DATALOGGERS	Inv# NV202500554	Freight	\$26.24		
<b>Total for Check:</b>		122937				\$882.24	\$11,484.45
122938	2025-04-23	CDW GOVERNMENT, INC	Inv# AD4MW2A	A/V Board Upgrade equipment	\$686.33		
122938	2025-04-23	CDW GOVERNMENT, INC	Inv# AD4MW2A	A/V Board Upgrade equipment	\$5.00		
<b>Total for Check:</b>		122938				\$691.33	\$31,354.62
122939	2025-04-23	CHEMCO PRODUCTS COMPANY	Inv# 236117	Monthly Closed Loop Water Serv	\$300.00		
<b>Total for Check:</b>		122939				\$300.00	\$3,011.90
122940	2025-04-23	CITY OF NEWPORT BEACH	Inv# 16756	West Coast Highway Grade Adjus	\$6,561.44		
<b>Total for Check:</b>		122940				\$6,561.44	\$6,561.44
122941	2025-04-23	CITY OF ORANGE	Inv# 00062272-00_20250402	02/03/2025 - 04/01/2025	\$556.26		
<b>Total for Check:</b>		122941				\$556.26	\$6,306.66
122942	2025-04-23	COAST TO COAST CALIBRATIONS INC.	Inv# 0146814	Calibration service	\$2,231.00		
122942	2025-04-23	COAST TO COAST CALIBRATIONS INC.	Inv# 0146814	Calibration service	\$1,000.00		
<b>Total for Check:</b>		122942				\$3,231.00	\$4,307.25
122943	2025-04-23	COMMERCIAL DOOR OF ORANGE CO.	Inv# 28429 BAL DUE	Service Roll Up Doors at 800 B	\$697.87		
<b>Total for Check:</b>		122943				\$697.87	\$19,772.58
122944	2025-04-23	CUMMINS CAL PACIFIC LLC.	Inv# X9-250330016	Generator Load Test Maintenanc	\$2,421.00		
122944	2025-04-23	CUMMINS CAL PACIFIC LLC.	Inv# X9-250330018	Generator Load Test Maintenanc	\$1,397.00		
<b>Total for Check:</b>		122944				\$3,818.00	\$3,818.00
122945	2025-04-23	CUTTING EDGE SUPPLY CO.	Inv# 065178		\$1,725.83		
122945	2025-04-23	CUTTING EDGE SUPPLY CO.	Inv# 065178		\$1,414.72		
<b>Total for Check:</b>		122945				\$3,140.55	\$58,463.03
122946	2025-04-23	CWEA	Inv# MEMB RENEWAL P BARRERA	memb renewal	\$239.00		
<b>Total for Check:</b>		122946				\$239.00	\$5,830.00
122947	2025-04-23	CWEA	Inv# MEMB AND CERT SCOTT BRAND	MEMBERSHIP	\$481.00		
<b>Total for Check:</b>		122947	AND CERT RENEWAL			\$481.00	\$5,830.00



# Orange County Water District

## Check Register

**Begin Date:** 2025-04-17

**End Date:** 2025-04-23

**Page:** 6

### Accounts Payable Check Register Presented for Board Ratification and/or Approval

Check No.	Date	Vendor Name	Invoice #	Purpose	Invoice Amount	Check Amount	FYTD
122948	2025-04-23	DEPARTMENT OF TOXIC SUBSTANCES	Inv# 24SM5319	1333	\$519.73		
		<b>Total for Check:</b>	122948			\$519.73	\$23,740.69
122949	2025-04-23	EDELSTEIN GILBERT ROBSON AND SMITH	Inv# 2212	Mar25 legis.support/SACTO	\$8,000.00		
		<b>Total for Check:</b>	122949			\$8,000.00	\$80,000.00
122950	2025-04-23	ENDRESS + HAUSER, INC.	Inv# 6002678134	Generated by reorder 2/20/25 1	\$1,879.22		
122950	2025-04-23	ENDRESS + HAUSER, INC.	Inv# 6002678134	Shipping and handling	\$43.20		
		<b>Total for Check:</b>	122950			\$1,922.42	\$29,363.22
122951	2025-04-23	ENVIRONMENTAL EXPRESS	Inv# 1000820972	Generated by reorder 3/25/25 7	\$672.95		
122951	2025-04-23	ENVIRONMENTAL EXPRESS	Inv# 1000820972	Freight	\$143.01		
		<b>Total for Check:</b>	122951			\$815.96	\$4,497.57
122952	2025-04-23	ENVIRONMENTAL RESOURCE ASSOCIATES	Inv# 107371	Lab supplies	\$168.35		
122952	2025-04-23	ENVIRONMENTAL RESOURCE ASSOCIATES	Inv# 107371	Freight	\$73.80		
122952	2025-04-23	ENVIRONMENTAL RESOURCE ASSOCIATES	Inv# 107371	Handling	\$16.31		
		<b>Total for Check:</b>	122952			\$258.46	\$2,123.59
122953	2025-04-23	EUROFINS ENVIRONMENT TESTING SW LLC	Inv# 5700221546	BPO WATER ANALYSIS	\$255.00		
		<b>Total for Check:</b>	122953			\$255.00	\$7,122.50
122954	2025-04-23	EVOQUA WATER TECHNOLOGIES, LLC	Inv# 906954812	3/28/25 Tustin Main St. Plant	\$266,867.05		
		<b>Total for Check:</b>	122954			\$266,867.05	\$2,999,877.91
122955	2025-04-23	EZKEM CORPORATION	Inv# 9119	Lab Supplies	\$29.00		
122955	2025-04-23	EZKEM CORPORATION	Inv# 9119	Fedex Ground	\$17.00		
		<b>Total for Check:</b>	122955			\$46.00	\$859.00
122956	2025-04-23	FACTORY MOTOR PARTS	Inv# 164-397508	BPO AUTO PARTS	\$131.14		
122956	2025-04-23	FACTORY MOTOR PARTS	Inv# 164-397508		\$2.00		
122956	2025-04-23	FACTORY MOTOR PARTS	Inv# 164-397738	BPO AUTO PARTS	\$131.71		
122956	2025-04-23	FACTORY MOTOR PARTS	Inv# 164-397738		\$2.00		
		<b>Total for Check:</b>	122956			\$266.85	\$13,470.08
122957	2025-04-23	FALCON SERVICES & CONSTRUCTION INC	Inv# 031025	1547	\$11,549.00		

# Orange County Water District

## Check Register

**Begin Date:** 2025-04-17

**End Date:** 2025-04-23

**Page:** 7

### Accounts Payable Check Register Presented for Board Ratification and/or Approval

Check No.	Date	Vendor Name	Invoice #	Purpose	Invoice Amount	Check Amount	FYTD
<b>Total for Check:</b>		122957				\$11,549.00	\$115,492.00
122958	2025-04-23	FEDERAL EXPRESS	Inv# 8-835-01258	Package Delivery	\$271.70		
		CORPORATION					
122958	2025-04-23	FEDERAL EXPRESS	Inv# 8-835-01259	Package Delivery	\$98.31		
		CORPORATION					
<b>Total for Check:</b>		122958				\$370.01	\$14,072.98
122959	2025-04-23	FIRE SPRINKLER INSPECTIONS, INC	Inv# INVOICE25-30	Annual Fire Inspection - March	\$1,995.00		
122959	2025-04-23	FIRE SPRINKLER INSPECTIONS, INC	Inv# INVOICE25-30	Annual Fire Inspection - March	\$1,900.00		
122959	2025-04-23	FIRE SPRINKLER INSPECTIONS, INC	Inv# INVOICE25-30	Annual Fire Inspection - March	\$1,800.00		
<b>Total for Check:</b>		122959				\$5,695.00	\$15,005.00
122960	2025-04-23	FISHER SCIENTIFIC CO.	Inv# 9447390	Lab supplies	\$910.02		
122960	2025-04-23	FISHER SCIENTIFIC CO.	Inv# 9447391		\$2,113.02		
122960	2025-04-23	FISHER SCIENTIFIC CO.	Inv# 9483779	Generated by reorder 3/6/25 1:	\$2,301.15		
122960	2025-04-23	FISHER SCIENTIFIC CO.	Inv# 9483779	Generated by reorder 3/6/25 1:	\$451.79		
122960	2025-04-23	FISHER SCIENTIFIC CO.	Inv# 9518764	Lab supplies	\$44.34		
122960	2025-04-23	FISHER SCIENTIFIC CO.	Inv# 9518764		\$31.07		
122960	2025-04-23	FISHER SCIENTIFIC CO.	Inv# 9584485	Lab supplies	\$573.17		
122960	2025-04-23	FISHER SCIENTIFIC CO.	Inv# 9584485		\$149.46		
<b>Total for Check:</b>		122960				\$6,574.02	\$228,641.80
122961	2025-04-23	FRONTIER COMMUNICATIONS	Inv# 714-274-0393_20250407	04/07/2025 - 05/06/2025	\$1,494.18		
<b>Total for Check:</b>		122961				\$1,494.18	\$53,064.46
122962	2025-04-23	FRONTIER COMMUNICATIONS	Inv# 213-002-8985_20250407	04/07/2025 - 05/06/2025	\$45.41		
<b>Total for Check:</b>		122962				\$45.41	\$53,064.46
122963	2025-04-23	FRUIT GROWERS LABORATORY INC	Inv# 420844A	BPO RADIOACTIVITY ANAYLSIS	\$1,203.00		
<b>Total for Check:</b>		122963				\$1,203.00	\$32,784.00
122964	2025-04-23	GRAINGER INC.	Inv# 9423185710	Return Inv 9407144030	(\$51.79)		
122964	2025-04-23	GRAINGER INC.	Inv# 9449854570		\$1,584.17		
122964	2025-04-23	GRAINGER INC.	Inv# 9450778650		\$5.25		
122964	2025-04-23	GRAINGER INC.	Inv# 9452484059		\$1,322.00		
122964	2025-04-23	GRAINGER INC.	Inv# 9452484059		\$214.90		

# Orange County Water District

## Check Register

**Begin Date:** 2025-04-17

**End Date:** 2025-04-23

**Page:** 8

### Accounts Payable Check Register Presented for Board Ratification and/or Approval

Check No.	Date	Vendor Name	Invoice #	Purpose	Invoice Amount	Check Amount	FYTD
122964	2025-04-23	GRAINGER INC.	Inv# 9452484059		\$181.29		
122964	2025-04-23	GRAINGER INC.	Inv# 9452694640	Field Gear for Francine Cason	\$170.43		
122964	2025-04-23	GRAINGER INC.	Inv# 9452884712		\$81.35		
122964	2025-04-23	GRAINGER INC.	Inv# 9452884712		\$53.03		
<b>Total for Check:</b>		122964				\$3,560.63	\$170,333.16
122965	2025-04-23	HEALTH EQUITY INC.	Inv# Q3XG681	Dec. 2024, Feb. and Mar. 2025	\$14.75		
<b>Total for Check:</b>		122965				\$14.75	\$41.30
122966	2025-04-23	HOME DEPOT CREDIT SERVICES	Inv# 4613145	BPO INDUSTRIAL SUPPLIES	\$40.88		
122966	2025-04-23	HOME DEPOT CREDIT SERVICES	Inv# 8543604	BPO INDUSTRIAL SUPPLIES	\$25.80		
<b>Total for Check:</b>		122966				\$66.68	\$31,941.23
122967	2025-04-23	IRVINE PIPE & SUPPLY CO	Inv# S120346765.001	Parts- SEFE 2 Sampler JSMITH	\$348.68		
122967	2025-04-23	IRVINE PIPE & SUPPLY CO	Inv# S120346765.001	Parts- SEFE 2 Sampler JSMITH	\$324.15		
122967	2025-04-23	IRVINE PIPE & SUPPLY CO	Inv# S120346765.001	Parts- SEFE 2 Sampler JSMITH	\$54.52		
122967	2025-04-23	IRVINE PIPE & SUPPLY CO	Inv# S120346765.001		\$21.36		
122967	2025-04-23	IRVINE PIPE & SUPPLY CO	Inv# S120346765.001		(\$13.38)		
122967	2025-04-23	IRVINE PIPE & SUPPLY CO	Inv# S120394742.001	Pipe- Research Sump JSMITH	\$1,057.66		
122967	2025-04-23	IRVINE PIPE & SUPPLY CO	Inv# S120394742.001	Pipe- Research Sump JSMITH	\$319.52		
122967	2025-04-23	IRVINE PIPE & SUPPLY CO	Inv# S120394742.001	Pipe- Research Sump JSMITH	\$164.31		
122967	2025-04-23	IRVINE PIPE & SUPPLY CO	Inv# S120394742.001		(\$28.35)		
<b>Total for Check:</b>		122967				\$2,248.47	\$55,843.67
122968	2025-04-23	KDC SYSTEMS	Inv# 35648	FHQ Quarterly SCADA Maintenanc	\$3,405.00		
<b>Total for Check:</b>		122968				\$3,405.00	\$243,291.06
122969	2025-04-23	LHOIST NORTH AMERICA	Inv# 1102505602	3/23 lime(2) 24.96 & 25 tons	\$22,390.08		
122969	2025-04-23	LHOIST NORTH AMERICA	Inv# 1102505919	3/27 lime(2) 25.55 & 25.34 ton	\$22,806.87		
<b>Total for Check:</b>		122969				\$45,196.95	\$1,462,556.97
122970	2025-04-23	LIFE TECHNOLOGIES CORP	Inv# 86860985	Lab supplies	\$708.72		
122970	2025-04-23	LIFE TECHNOLOGIES CORP	Inv# 86860985		\$88.09		
<b>Total for Check:</b>		122970				\$796.81	\$9,803.41
122971	2025-04-23	MAGNOLIA BIRD FARMS	Inv# 37120	BPO BIRD SEEDS & SUPPLIES	\$297.16		
<b>Total for Check:</b>		122971				\$297.16	\$2,998.24
122972	2025-04-23	MANHATTAN STITCHING COMPANY INC	Inv# 107510	CWEF - T.SHIRTS FOR VOLUNTEERS	\$598.12		

# Orange County Water District

## Check Register

**Begin Date:** 2025-04-17

**End Date:** 2025-04-23

**Page:** 9

### Accounts Payable Check Register Presented for Board Ratification and/or Approval

Check No.	Date	Vendor Name	Invoice #	Purpose	Invoice Amount	Check Amount	FYTD
122972	2025-04-23	MANHATTAN STITCHING COMPANY INC	Inv# 107510	CWEF - T.SHIRTS FOR VOLUNTEERS	\$570.94		
122972	2025-04-23	MANHATTAN STITCHING COMPANY INC	Inv# 107510	CWEF - T.SHIRTS FOR VOLUNTEERS	\$407.81		
122972	2025-04-23	MANHATTAN STITCHING COMPANY INC	Inv# 107510	CWEF - T.SHIRTS FOR VOLUNTEERS	\$380.63		
122972	2025-04-23	MANHATTAN STITCHING COMPANY INC	Inv# 107510	CWEF - T.SHIRTS FOR VOLUNTEERS	\$228.38		
122972	2025-04-23	MANHATTAN STITCHING COMPANY INC	Inv# 107510	CWEF - T.SHIRTS FOR VOLUNTEERS	\$97.87		
<b>Total for Check:</b>		122972				\$2,283.75	\$7,809.32
122973	2025-04-23	MCFADDEN-DALE HARDWARE CO.	Inv# 396928/3	BPO INDUSTRIAL SUPPLIES	\$254.76		
122973	2025-04-23	MCFADDEN-DALE HARDWARE CO.	Inv# 396928/3		(\$7.00)		
122973	2025-04-23	MCFADDEN-DALE HARDWARE CO.	Inv# 574236/5	BPO INDUSTRIAL SUPPLIES	\$44.39		
122973	2025-04-23	MCFADDEN-DALE HARDWARE CO.	Inv# 574236/5		(\$1.24)		
122973	2025-04-23	MCFADDEN-DALE HARDWARE CO.	Inv# 574603/5	BPO INDUSTRIAL SUPPLIES	\$33.83		
122973	2025-04-23	MCFADDEN-DALE HARDWARE CO.	Inv# 574603/5		(\$0.94)		
<b>Total for Check:</b>		122973				\$323.80	\$5,663.87
122974	2025-04-23	MCMaster-CARR SUPPLY COMPANY	Inv# 44052913	BPO INDUSTRIAL SUPPLIES	\$21.37		
122974	2025-04-23	MCMaster-CARR SUPPLY COMPANY	Inv# 44052913		\$9.11		
122974	2025-04-23	MCMaster-CARR SUPPLY COMPANY	Inv# 44052913		(\$0.43)		
<b>Total for Check:</b>		122974				\$30.05	\$14,617.65
122975	2025-04-23	METTLER-TOLEDO RAININ LLC	Inv# 679212559	lab supplies- CPA	\$351.48		
122975	2025-04-23	METTLER-TOLEDO RAININ LLC	Inv# 679212559	Freight	\$16.97		
<b>Total for Check:</b>		122975				\$368.45	\$1,428.17
122976	2025-04-23	MUNICIPAL MAINTENANCE EQUIP	Inv# 034401	RT-56 Tiger Flail Mower attach	\$269.32		
122976	2025-04-23	MUNICIPAL MAINTENANCE EQUIP	Inv# 034401	RT-56 Tiger Flail Mower attach	\$121.95		
122976	2025-04-23	MUNICIPAL MAINTENANCE EQUIP	Inv# 034401	RT-56 Tiger Flail Mower attach	\$54.18		
122976	2025-04-23	MUNICIPAL MAINTENANCE EQUIP	Inv# 034401	RT-56 Tiger Flail Mower attach	\$53.67		
122976	2025-04-23	MUNICIPAL MAINTENANCE EQUIP	Inv# 034401		\$40.23		
122976	2025-04-23	MUNICIPAL MAINTENANCE EQUIP	Inv# 034401	RT-56 Tiger Flail Mower attach	\$16.80		
<b>Total for Check:</b>		122976				\$556.15	\$4,086.08

# Orange County Water District

## Check Register

**Begin Date:** 2025-04-17

**End Date:** 2025-04-23

**Page:** 10

### Accounts Payable Check Register Presented for Board Ratification and/or Approval

Check No.	Date	Vendor Name	Invoice #	Purpose	Invoice Amount	Check Amount	FYTD
122977	2025-04-23	MUNICIPAL WATER DISTRICT OF OC	Inv# 17750		\$106,526.00		
		<b>Total for Check:</b>	122977			\$106,526.00	\$1,958,703.25
122978	2025-04-23	NAPA AUTO PARTS	Inv# 148671	BPO TRUCK PARTS	\$15.41		
122978	2025-04-23	NAPA AUTO PARTS	Inv# 148721	BPO TRUCK PARTS	\$80.56		
122978	2025-04-23	NAPA AUTO PARTS	Inv# 148948	BPO TRUCK PARTS	\$135.66		
		<b>Total for Check:</b>	122978			\$231.63	\$15,479.51
122979	2025-04-23	NAPA/ORANGE COUNTY AUTO PARTS	Inv# 749452	BPO AUTO PARTS	\$16.07		
122979	2025-04-23	NAPA/ORANGE COUNTY AUTO PARTS	Inv# 749452		(\$0.32)		
		<b>Total for Check:</b>	122979			\$15.75	\$2,597.25
122980	2025-04-23	ODP BUSINESS SOLUTIONS LLC	Inv# 418594593001		\$84.81		
		<b>Total for Check:</b>	122980			\$84.81	\$3,563.09
122981	2025-04-23	ONESOURCE DISTRIBUTORS INC.	Inv# S007870221.001 JHAMM	PSTurnlok Con, 3/4" Male	\$587.85		
122981	2025-04-23	ONESOURCE DISTRIBUTORS INC.	Inv# S007870221.001 JHAMM	PSTurnlok Con, 3/4" Male	\$380.51		
		<b>Total for Check:</b>	122981			\$968.36	\$280,900.35
122982	2025-04-23	PACWEST SECURITY SERVICES	Inv# OC39483	3/17-23 extra security	\$160.52		
		<b>Total for Check:</b>	122982			\$160.52	\$349,957.21
122983	2025-04-23	PLATINUM COMPUTER SUPPORT	Inv# 25787		\$1,218.00		
122983	2025-04-23	PLATINUM COMPUTER SUPPORT	Inv# 25787		\$1,059.22		
122983	2025-04-23	PLATINUM COMPUTER SUPPORT	Inv# 25787		\$538.86		
122983	2025-04-23	PLATINUM COMPUTER SUPPORT	Inv# 25787		\$436.09		
122983	2025-04-23	PLATINUM COMPUTER SUPPORT	Inv# 25787		\$269.43		
122983	2025-04-23	PLATINUM COMPUTER SUPPORT	Inv# 25787		\$269.43		
		<b>Total for Check:</b>	122983			\$3,791.03	\$28,247.69
122984	2025-04-23	POLYDYNE INC.	Inv# 1915594	PLANT CHEMICALS YADI	\$20,466.41		
		<b>Total for Check:</b>	122984			\$20,466.41	\$60,053.67
122985	2025-04-23	PRUDENTIAL GROUP INSURANCE	Inv# C00694, B252925 APR2025 Apr2025	Life Insurance	\$38,284.19		
		<b>Total for Check:</b>	122985			\$38,284.19	\$380,221.42
122986	2025-04-23	QUINN COMPANY	Inv# PC830432745	BPO EQUIPMENT & SUPPLIES	\$252.86		

# Orange County Water District

## Check Register

**Begin Date:** 2025-04-17

**End Date:** 2025-04-23

**Page:** 11

### Accounts Payable Check Register Presented for Board Ratification and/or Approval

Check No.	Date	Vendor Name	Invoice #	Purpose	Invoice Amount	Check Amount	FYTD
122986	2025-04-23	QUINN COMPANY	Inv# WOB00014531	BPO EQUIPMENT & SUPPLIES	\$316.65		
		<b>Total for Check:</b>	122986			\$569.51	\$88,898.99
122987	2025-04-23	RADWELL INTERNATIONAL INC.	Inv# 35252004	Generated by reorder 9/17/24 8	\$1,246.99		
122987	2025-04-23	RADWELL INTERNATIONAL INC.	Inv# 35252004	Generated by reorder 9/17/24 8	\$20.72		
122987	2025-04-23	RADWELL INTERNATIONAL INC.	Inv# 35252004	Generated by reorder 9/17/24 8	\$16.33		
		<b>Total for Check:</b>	122987			\$1,284.04	\$31,982.12
122988	2025-04-23	RED WING SHOE CO. INC.	Inv# 789-1-78988	BPO WORK BOOTS	\$200.00		
		<b>Total for Check:</b>	122988			\$200.00	\$9,850.71
122989	2025-04-23	RICOH USA INC	Inv# 5071161846	BPO FOR PRADO COPIES	\$26.23		
		<b>Total for Check:</b>	122989			\$26.23	\$523.99
122990	2025-04-23	SC FUELS	Inv# IN-0000108207	BPO RED DIESEL	\$3,176.75		
122990	2025-04-23	SC FUELS	Inv# IN-0000108207	Discount	(\$29.07)		
		<b>Total for Check:</b>	122990			\$3,147.68	\$73,914.25
122991	2025-04-23	SCHORR METALS INC.	Inv# 2010925	BPO METAL SUPPLIES	\$147.47		
122991	2025-04-23	SCHORR METALS INC.	Inv# 2010925	Discount	(\$1.36)		
		<b>Total for Check:</b>	122991			\$146.11	\$2,865.88
122992	2025-04-23	STANTEC CONSULTING INC. (SCI)	Inv# 2372463	thru 2/28 PFAS SA 27-28, wo#3	\$117,568.67		
122992	2025-04-23	STANTEC CONSULTING INC. (SCI)	Inv# 2372464	thru 2/28 PFAS SA 31 wo#3	\$64,786.99		
		<b>Total for Check:</b>	122992			\$182,355.66	\$842,898.81
122993	2025-04-23	STAPLES ADVANTAGE	Inv# 6027423678		\$170.11		
122993	2025-04-23	STAPLES ADVANTAGE	Inv# 6027754101	Generated by reorder 3/25/25 7	\$58.63		
		<b>Total for Check:</b>	122993			\$228.74	\$12,029.34
122994	2025-04-23	STATE WATER RESOURCES CONTROL BOARD	Inv# C-06-4462-130 WTR 2025		\$181,713.26		
		<b>Total for Check:</b>	122994			\$181,713.26	\$13,593,944.64
122995	2025-04-23	STERLITECH CORPORATION	Inv# INV151112	LCOCD Filters ANDREW H.	\$160.60		
122995	2025-04-23	STERLITECH CORPORATION	Inv# INV151112		\$16.98		
		<b>Total for Check:</b>	122995			\$177.58	\$59,566.47
122996	2025-04-23	SUPERIOR ROOFING SYSTEMS, INC	Inv# 962-1	Roof Repair at Admin Building	\$8,341.19		
		<b>Total for Check:</b>	122996			\$8,341.19	\$8,341.19
122997	2025-04-23	SWRCB	Inv# SW-0320438		\$1,723.00		
		<b>Total for Check:</b>	122997			\$1,723.00	\$26,816.80

# Orange County Water District

## Check Register

**Begin Date:** 2025-04-17

**End Date:** 2025-04-23

**Page:** 12

### Accounts Payable Check Register Presented for Board Ratification and/or Approval

Check No.	Date	Vendor Name	Invoice #	Purpose	Invoice Amount	Check Amount	FYTD
122998	2025-04-23	TERRYBERRY CO.	Inv# S65721	Service Awards	\$6,761.64		
122998	2025-04-23	TERRYBERRY CO.	Inv# S65721	Service Awards	\$98.54		
<b>Total for Check:</b> 122998						\$6,860.18	\$6,860.18
122999	2025-04-23	TETRA TECH, INC.	Inv# 52397020	thru 2/21 Santiago Pump Stn	\$2,962.50		
122999	2025-04-23	TETRA TECH, INC.	Inv# 52401072	thru 2/21 PFAS Full. 5,6,8 wo1	\$17,539.50		
<b>Total for Check:</b> 122999						\$20,502.00	\$935,069.19
123000	2025-04-23	THEODORE ROBINS, INC.	Inv# 085475	BPO TRUCK PARTS	\$35.84		
123000	2025-04-23	THEODORE ROBINS, INC.	Inv# 085785	BPO TRUCK PARTS	\$43.95		
<b>Total for Check:</b> 123000						\$79.79	\$1,267.62
123001	2025-04-23	TUCKER ELLIS LLP	Inv# 1016173	Feb25 legal/PFAS	\$200.00		
123001	2025-04-23	TUCKER ELLIS LLP	Inv# 1016174	Feb25 legal/Sabic	\$520.00		
123001	2025-04-23	TUCKER ELLIS LLP	Inv# 1016175	Feb25 legal/Sabic CEQA RAP	\$1,497.60		
<b>Total for Check:</b> 123001						\$2,217.60	\$58,141.10
123002	2025-04-23	U-LINE	Inv# 190747408	R&D supplies ANDREW H.	\$63.20		
123002	2025-04-23	U-LINE	Inv# 190747408	R&D supplies ANDREW H.	\$51.11		
123002	2025-04-23	U-LINE	Inv# 190747408	R&D supplies ANDREW H.	\$42.12		
123002	2025-04-23	U-LINE	Inv# 190747408	R&D supplies ANDREW H.	\$41.33		
123002	2025-04-23	U-LINE	Inv# 190747408	R&D supplies ANDREW H.	\$30.45		
123002	2025-04-23	U-LINE	Inv# 190747408	R&D supplies ANDREW H.	\$30.45		
<b>Total for Check:</b> 123002						\$258.66	\$13,275.57
123003	2025-04-23	U.S. SAFETY & SUPPLY COMPANY	Inv# S600286	Generated by reorder 3/31/25 2	\$476.33		
123003	2025-04-23	U.S. SAFETY & SUPPLY COMPANY	Inv# S600286	Generated by reorder 3/31/25 2	\$49.00		
123003	2025-04-23	U.S. SAFETY & SUPPLY COMPANY	Inv# S600286		(\$4.87)		
<b>Total for Check:</b> 123003						\$520.46	\$5,858.01
123004	2025-04-23	UNIFIRST CORPORATION	Inv# 2190319994	1557	\$283.23		
123004	2025-04-23	UNIFIRST CORPORATION	Inv# 2190319994	1557	\$8.01		
123004	2025-04-23	UNIFIRST CORPORATION	Inv# 2190321123	1557	\$54.25		
123004	2025-04-23	UNIFIRST CORPORATION	Inv# 2190321125	1557	\$16.77		
123004	2025-04-23	UNIFIRST CORPORATION	Inv# 2190321127	1557	\$278.44		
123004	2025-04-23	UNIFIRST CORPORATION	Inv# 2190321129	1557	\$10.78		
123004	2025-04-23	UNIFIRST CORPORATION	Inv# 2190321131	1557	\$434.28		
123004	2025-04-23	UNIFIRST CORPORATION	Inv# 2190321132	1557	\$103.95		



# Orange County Water District

## Check Register

**Begin Date:** 2025-04-17

**End Date:** 2025-04-23

**Page:** 13

### Accounts Payable Check Register Presented for Board Ratification and/or Approval

Check No.	Date	Vendor Name	Invoice #	Purpose	Invoice Amount	Check Amount	FYTD
123004	2025-04-23	UNIFIRST CORPORATION	Inv# 2190321133	1557	\$22.22		
123004	2025-04-23	UNIFIRST CORPORATION	Inv# 2200246980	1557	\$49.86		
		<b>Total for Check:</b> 123004				\$1,261.79	\$51,319.60
123005	2025-04-23	UNITED PARCEL SERVICE	Inv# 0000X81601165_20250419	Package Delivery	\$42.25		
		<b>Total for Check:</b> 123005				\$42.25	\$4,792.98
123006	2025-04-23	UTILIQUEST LLC	Inv# 341605-Q	3/16-22 screen/mark pipes	\$1,579.63		
123006	2025-04-23	UTILIQUEST LLC	Inv# 341605-Q	3/16-22 screen/mark pipes	\$921.45		
123006	2025-04-23	UTILIQUEST LLC	Inv# 341605-Q	3/16-22 screen/mark pipes	\$112.94		
123006	2025-04-23	UTILIQUEST LLC	Inv# 341605-Q	3/16-22 screen/mark pipes	\$18.69		
		<b>Total for Check:</b> 123006				\$2,632.71	\$82,224.71
123007	2025-04-23	VEOLIA ES TECHNICAL SOLUTIONS LLC	Inv# INV-528763	Hazardous Waste Disposal	\$1,211.70		
		<b>Total for Check:</b> 123007				\$1,211.70	\$45,466.70
123008	2025-04-23	VEOLIA WTS SERVICES USA INC	Inv# 903163561	M9 Portable TOC 2 Visit PM / C	\$16,118.93		
123008	2025-04-23	VEOLIA WTS SERVICES USA INC	Inv# 903163561	M9 Portable TOC 2 Visit PM / C	\$3,508.29		
123008	2025-04-23	VEOLIA WTS SERVICES USA INC	Inv# 903163561	M9 Portable TOC 2 Visit PM / C	\$1,855.27		
		<b>Total for Check:</b> 123008				\$21,482.49	\$110,082.86
123009	2025-04-23	VEOLIA WTS SERVICES USA, INC.	Inv# 903170096	UV Sanitization at Lab	\$2,420.00		
123009	2025-04-23	VEOLIA WTS SERVICES USA, INC.	Inv# 903170096	UV Sanitization at Lab	\$612.09		
123009	2025-04-23	VEOLIA WTS SERVICES USA, INC.	Inv# 903170096	UV Sanitization at Lab	\$309.94		
123009	2025-04-23	VEOLIA WTS SERVICES USA, INC.	Inv# 903170096	UV Sanitization at Lab	\$135.07		
123009	2025-04-23	VEOLIA WTS SERVICES USA, INC.	Inv# 903170096	UV Sanitization at Lab	\$48.95		
123009	2025-04-23	VEOLIA WTS SERVICES USA, INC.	Inv# 903170096	UV Sanitization at Lab	\$48.94		
123009	2025-04-23	VEOLIA WTS SERVICES USA, INC.	Inv# 903170096	UV Sanitization at Lab	\$4.78		
		<b>Total for Check:</b> 123009				\$3,579.77	\$10,996.24
123010	2025-04-23	VWR INTERNATIONAL LLC	Inv# 8818598327	Generated by reorder 3/19/25 1	\$1,050.05		
123010	2025-04-23	VWR INTERNATIONAL LLC	Inv# 8818598327	Generated by reorder 3/19/25 1	\$963.59		
123010	2025-04-23	VWR INTERNATIONAL LLC	Inv# 8818648198	Generated by reorder 3/19/25 1	\$130.96		
		<b>Total for Check:</b> 123010				\$2,144.60	\$80,868.56
123011	2025-04-23	WALTERS WHOLESALE ELECTRIC CO.	Inv# S127710113.001	BPO ELECTRONIC SUPPLIES	\$348.54		
123011	2025-04-23	WALTERS WHOLESALE ELECTRIC CO.	Inv# S127710113.001	Discount	(\$6.48)		

# Orange County Water District

## Check Register

**Begin Date:** 2025-04-17

**End Date:** 2025-04-23

**Page:** 14

### Accounts Payable Check Register Presented for Board Ratification and/or Approval

Check No.	Date	Vendor Name	Invoice #	Purpose	Invoice Amount	Check Amount	FYTD
<b>Total for Check:</b>		123011				\$342.06	\$10,448.97
123012	2025-04-23	WELLINGTON LABORATORIES LLC	Inv# 25-0882	Lab supplies	\$1,500.00		
123012	2025-04-23	WELLINGTON LABORATORIES LLC	Inv# 25-0882	Lab supplies	\$1,500.00		
123012	2025-04-23	WELLINGTON LABORATORIES LLC	Inv# 25-0882	Lab supplies	\$1,500.00		
123012	2025-04-23	WELLINGTON LABORATORIES LLC	Inv# 25-0882	FexEx	\$175.00		
<b>Total for Check:</b>		123012				\$4,675.00	\$20,425.00
123013	2025-04-23	WEST COAST ARBORISTS, INC.	Inv# 227637	1672	\$7,560.00		
<b>Total for Check:</b>		123013				\$7,560.00	\$40,780.00
123014	2025-04-23	ZCATER	Inv# 170324	Food for Class	\$551.91		
123014	2025-04-23	ZCATER	Inv# 170324	Food for Class	\$15.00		
<b>Total for Check:</b>		123014				\$566.91	\$566.91
978743	2025-04-17	JCI JONES CHEMICAL, INC	Inv# 965592	4/7 4802 gal hypochlorite	\$8,268.56		
978743	2025-04-17	JCI JONES CHEMICAL, INC	Inv# 965592	CA mill	\$202.58		
978743	2025-04-17	JCI JONES CHEMICAL, INC	Inv# 965592	discount	(\$165.37)		
978743	2025-04-17	JCI JONES CHEMICAL, INC	Inv# 965593	4/7 4857 gal hypochlorite	\$8,363.27		
978743	2025-04-17	JCI JONES CHEMICAL, INC	Inv# 965593	CA mill	\$204.90		
978743	2025-04-17	JCI JONES CHEMICAL, INC	Inv# 965593	discount	(\$167.27)		
978743	2025-04-17	JCI JONES CHEMICAL, INC	Inv# 965594	4/7 4879 gal hypochlorite	\$8,401.15		
978743	2025-04-17	JCI JONES CHEMICAL, INC	Inv# 965594	CA mill	\$205.83		
978743	2025-04-17	JCI JONES CHEMICAL, INC	Inv# 965594	discount	(\$168.02)		
978743	2025-04-17	JCI JONES CHEMICAL, INC	Inv# 965595	4/7 4824 gal hypochlorite	\$8,306.45		
978743	2025-04-17	JCI JONES CHEMICAL, INC	Inv# 965595	CA mill	\$203.51		
978743	2025-04-17	JCI JONES CHEMICAL, INC	Inv# 965595	discount	(\$166.13)		
978743	2025-04-17	JCI JONES CHEMICAL, INC	Inv# 965676	4/8 4927 gal hypochlorite	\$8,483.80		
978743	2025-04-17	JCI JONES CHEMICAL, INC	Inv# 965676	CA Mill	\$207.85		
978743	2025-04-17	JCI JONES CHEMICAL, INC	Inv# 965676	discount	(\$169.68)		
978743	2025-04-17	JCI JONES CHEMICAL, INC	Inv# 965677	4/8 4808 gal hypochlorite	\$8,278.90		
978743	2025-04-17	JCI JONES CHEMICAL, INC	Inv# 965677	CA mill	\$202.83		
978743	2025-04-17	JCI JONES CHEMICAL, INC	Inv# 965677	discount	(\$165.58)		
978743	2025-04-17	JCI JONES CHEMICAL, INC	Inv# 965678	4/8 4808 gal hypochlorite	\$8,278.90		
978743	2025-04-17	JCI JONES CHEMICAL, INC	Inv# 965678	CA mill	\$202.83		
978743	2025-04-17	JCI JONES CHEMICAL, INC	Inv# 965678	discount	(\$165.58)		

# Orange County Water District

## Check Register

Begin Date: 2025-04-17

End Date: 2025-04-23

Page: 15

### Accounts Payable Check Register Presented for Board Ratification and/or Approval

Check No.	Date	Vendor Name	Invoice #	Purpose	Invoice Amount	Check Amount	FYTD
978743	2025-04-17	JCI JONES CHEMICAL, INC	Inv# 965679	4/8 4774 gal hypochlorite	\$8,220.35		
978743	2025-04-17	JCI JONES CHEMICAL, INC	Inv# 965679	CA mill	\$201.40		
978743	2025-04-17	JCI JONES CHEMICAL, INC	Inv# 965679	discount	(\$164.41)		
978743	2025-04-17	JCI JONES CHEMICAL, INC	Inv# 965899	4/10 4848 gal hypochlorite	\$8,347.77		
978743	2025-04-17	JCI JONES CHEMICAL, INC	Inv# 965899	CA mill	\$204.52		
978743	2025-04-17	JCI JONES CHEMICAL, INC	Inv# 965899	discount	(\$166.96)		
978743	2025-04-17	JCI JONES CHEMICAL, INC	Inv# 965900	4/10 4908 gal hypochlorite	\$8,451.09		
978743	2025-04-17	JCI JONES CHEMICAL, INC	Inv# 965900	CA mill	\$207.05		
978743	2025-04-17	JCI JONES CHEMICAL, INC	Inv# 965900	discount	(\$169.02)		
978743	2025-04-17	JCI JONES CHEMICAL, INC	Inv# 965901	4/10 4863 gal hypochlorite	\$8,373.60		
978743	2025-04-17	JCI JONES CHEMICAL, INC	Inv# 965901	CA mill	\$205.15		
978743	2025-04-17	JCI JONES CHEMICAL, INC	Inv# 965901	discount	(\$167.47)		
978743	2025-04-17	JCI JONES CHEMICAL, INC	Inv# 965902	4/10 4873 gal hypochlorite	\$8,390.82		
978743	2025-04-17	JCI JONES CHEMICAL, INC	Inv# 965902	CA mill	\$205.58		
978743	2025-04-17	JCI JONES CHEMICAL, INC	Inv# 965902	discount	(\$167.82)		
978743	2025-04-17	JCI JONES CHEMICAL, INC	Inv# 966003	4/11 4827 gal hypochlorite	\$8,311.61		
978743	2025-04-17	JCI JONES CHEMICAL, INC	Inv# 966003	CA mill	\$203.63		
978743	2025-04-17	JCI JONES CHEMICAL, INC	Inv# 966003	discount	(\$166.23)		
978743	2025-04-17	JCI JONES CHEMICAL, INC	Inv# 966004	4/11 4812 gal hypochlorite	\$8,285.78		
978743	2025-04-17	JCI JONES CHEMICAL, INC	Inv# 966004	CA mill	\$203.00		
978743	2025-04-17	JCI JONES CHEMICAL, INC	Inv# 966004	discount	(\$165.72)		
Total for Check:		978743				\$117,287.45	\$4,588,168.55
Run Date:	4/22/2025				\$1,401,008.73	\$1,401,008.73	

# Orange County Water District

## Check Register

**Begin Date:** 2025-04-24

**End Date:** 2025-04-30

**Page:** 1

### Accounts Payable Check Register Presented for Board Ratification and/or Approval

Check No.	Date	Vendor Name	Invoice #	Purpose	Invoice Amount	Check Amount	FYTD
122036	2025-02-19	CARLSON STRATEGIC LAND SOLUTIONS	Inv# 2199	Land analysis	(\$1,592.50)		
		<b>Total for Check:</b>	122036			(\$1,592.50)	\$1,933.75
123015	2025-04-30	ABSOLUTE STANDARDS, INC.	Inv# 245923		\$38.25		
123015	2025-04-30	ABSOLUTE STANDARDS, INC.	Inv# 245923		\$21.25		
		<b>Total for Check:</b>	123015			\$59.50	\$15,371.00
123016	2025-04-30	ACCO ENGINEERED SYSTEMS	Inv# 20677107	Apr25 HVAC maintenance	\$8,930.00		
		<b>Total for Check:</b>	123016			\$8,930.00	\$214,908.16
123018	2025-04-30	ACCUSTANDARD, INC.	Inv# 1024104	SHIPPING/HANDLING	\$143.06		
123018	2025-04-30	ACCUSTANDARD, INC.	Inv# 1024104	Lab supplies	\$82.88		
123018	2025-04-30	ACCUSTANDARD, INC.	Inv# 1024104	Lab supplies	\$27.19		
123018	2025-04-30	ACCUSTANDARD, INC.	Inv# 1024104	Lab supplies	\$21.75		
123018	2025-04-30	ACCUSTANDARD, INC.	Inv# 1024104	Lab supplies	\$21.75		
123018	2025-04-30	ACCUSTANDARD, INC.	Inv# 1024104	Lab supplies	\$16.32		
123018	2025-04-30	ACCUSTANDARD, INC.	Inv# 1024104	Lab supplies	\$16.32		
123018	2025-04-30	ACCUSTANDARD, INC.	Inv# 1024104	Lab supplies	\$16.31		
123018	2025-04-30	ACCUSTANDARD, INC.	Inv# 1024104	Lab supplies	\$16.31		
123018	2025-04-30	ACCUSTANDARD, INC.	Inv# 1024104	Lab supplies	\$16.31		
123018	2025-04-30	ACCUSTANDARD, INC.	Inv# 1024104	Lab supplies	\$16.31		
123018	2025-04-30	ACCUSTANDARD, INC.	Inv# 1024104	Lab supplies	\$16.31		
123018	2025-04-30	ACCUSTANDARD, INC.	Inv# 1024104	COLD PACKING	\$5.00		
		<b>Total for Check:</b>	123018			\$415.82	\$16,116.63
123019	2025-04-30	ACWA	Inv# INV014098	Conference Sponsorship	\$11,700.00		
		<b>Total for Check:</b>	123019			\$11,700.00	\$11,700.00
123020	2025-04-30	AGILENT TECHNOLOGIES, INC.	Inv# 129827434		\$2,240.25		
123020	2025-04-30	AGILENT TECHNOLOGIES, INC.	Inv# 129827434		\$581.81		
123020	2025-04-30	AGILENT TECHNOLOGIES, INC.	Inv# 129827434		\$548.10		
123020	2025-04-30	AGILENT TECHNOLOGIES, INC.	Inv# 129841272	Lab supplies	\$130.55		
123020	2025-04-30	AGILENT TECHNOLOGIES, INC.	Inv# 129841272	SHIPPING/HANDLING	\$8.00		
		<b>Total for Check:</b>	123020			\$3,508.71	\$186,705.16
123021	2025-04-30	ALLIANT INSURANCE SERVICES INC	Inv# 2943798	INSURANCE BROKER BPO	\$6,249.99		
		<b>Total for Check:</b>	123021			\$6,249.99	\$25,000.00

# Orange County Water District

## Check Register

**Begin Date:** 2025-04-24

**End Date:** 2025-04-30

**Page:** 2

### Accounts Payable Check Register Presented for Board Ratification and/or Approval

Check No.	Date	Vendor Name	Invoice #	Purpose	Invoice Amount	Check Amount	FYTD
123023	2025-04-30	AMAZON CAPITAL SERVICES, INC	Inv# 13NM-79LR-9CPN		(\$46.20)		
123023	2025-04-30	AMAZON CAPITAL SERVICES, INC	Inv# 173J-316Y-1JXP		(\$614.63)		
123023	2025-04-30	AMAZON CAPITAL SERVICES, INC	Inv# 1QF1-WMMT-9Y9J	Generated by reorder 3/25/25 7	\$315.48		
123023	2025-04-30	AMAZON CAPITAL SERVICES, INC	Inv# 1QY1-VR1V-6H66	A/V Board Upgrade equipment	\$825.41		
123023	2025-04-30	AMAZON CAPITAL SERVICES, INC	Inv# 1QY1-VR1V-6H66		\$609.63		
123023	2025-04-30	AMAZON CAPITAL SERVICES, INC	Inv# 1QY1-VR1V-6H66		\$5.00		
123023	2025-04-30	AMAZON CAPITAL SERVICES, INC	Inv# 1R4Y-X4FM-DYN4	Supplies for Lisa Haney/ Ben L	\$151.99		
123023	2025-04-30	AMAZON CAPITAL SERVICES, INC	Inv# 1R4Y-X4FM-DYN4	Supplies for Lisa Haney/ Ben L	\$20.66		
123023	2025-04-30	AMAZON CAPITAL SERVICES, INC	Inv# 1R7L-TCK6-J3XK	Ergo	\$46.00		
123023	2025-04-30	AMAZON CAPITAL SERVICES, INC	Inv# 1XKY-JLC7-NKXD		\$7.59		
123023	2025-04-30	AMAZON CAPITAL SERVICES, INC	Inv# 1XKY-JLC7-NKXD	FESTIVAL - R & D SUPPLY	\$6.03		
123023	2025-04-30	AMAZON CAPITAL SERVICES, INC	Inv# 1R4Y-X4FM-DYN4	Supplies for Lisa Haney/ Ben L	\$10.86		
<b>Total for Check:</b>		123023				\$1,337.82	\$36,438.78
123024	2025-04-30	AMAZON WEB SERVICES INC	Inv# 2117697721	R&D CLOUD ACCOUNT	\$190.54		
<b>Total for Check:</b>		123024				\$190.54	\$3,020.10
123025	2025-04-30	AMERICAN WATER CHEMICAL, INC	Inv# 52248851	4/1 41160 lb antiscalant	\$50,215.20		
<b>Total for Check:</b>		123025				\$50,215.20	\$1,547,762.33
123026	2025-04-30	ANAHEIM, CITY OF	Inv# 110200001_20250417	03/13/2025 to 04/14/2025	\$20.96		
123026	2025-04-30	ANAHEIM, CITY OF	Inv# 151869000_20250417	03/14/2025 to 04/15/2025	\$60.57		
123026	2025-04-30	ANAHEIM, CITY OF	Inv# 151942300_20250417	03/13/2025 to 04/14/2025	\$50.02		
<b>Total for Check:</b>		123026				\$131.55	\$461,951.52
123027	2025-04-30	ASBURY ENVIRONMENTAL SERVICES	Inv# I500-01197185	BPO USED OIL	\$137.00		
<b>Total for Check:</b>		123027				\$137.00	\$1,607.23
123028	2025-04-30	AT & T	Inv# 000023348083	03/17/2025 - 04/16/2025	\$429.69		
<b>Total for Check:</b>		123028				\$429.69	\$4,222.66
123029	2025-04-30	AVIVA ENERGY CORP.	Inv# 8-1264	1633	\$3,334.00		
<b>Total for Check:</b>		123029				\$3,334.00	\$9,001.00
123030	2025-04-30	BAY ALARM COMPANY	Inv# 22123387	1529	\$1,185.19		
<b>Total for Check:</b>		123030				\$1,185.19	\$14,204.37
123031	2025-04-30	BC WIRE ROPE & RIGGING	Inv# 0392524-IN	BPO RIGGING SUPPLIES	\$110.09		
<b>Total for Check:</b>		123031				\$110.09	\$7,776.23
123032	2025-04-30	BRENNTAG PACIFIC INC.	Inv# BPI511945	4/22 39820 lb h.peroxide	\$9,955.00		

# Orange County Water District

## Check Register

**Begin Date:** 2025-04-24

**End Date:** 2025-04-30

**Page:** 3

### Accounts Payable Check Register Presented for Board Ratification and/or Approval

Check No.	Date	Vendor Name	Invoice #	Purpose	Invoice Amount	Check Amount	FYTD
123032	2025-04-30	BRENNTAG PACIFIC INC.	Inv# BPI511945	discount	(\$199.10)		
123032	2025-04-30	BRENNTAG PACIFIC INC.	Inv# BPI513015	4/24 44420 lb citric acid	\$29,322.20		
123032	2025-04-30	BRENNTAG PACIFIC INC.	Inv# BPI513015	discount	(\$586.44)		
123032	2025-04-30	BRENNTAG PACIFIC INC.	Inv# BPI513401	4/25 39880 h.peroxide	\$9,970.00		
123032	2025-04-30	BRENNTAG PACIFIC INC.	Inv# BPI513401	discount	(\$199.40)		
<b>Total for Check:</b>		123032				\$48,262.26	\$1,611,227.35
123033	2025-04-30	CALGON CARBON CORPORATION	Inv# 90200240	COMPLIANCE W/FIELD MONITORING	\$5,658.25		
<b>Total for Check:</b>		123033				\$5,658.25	\$8,171.90
123034	2025-04-30	CALIAGUA INC	Inv# 06 SA-2023-1	Prog.Pmt#6 SA-2023-1	\$188,432.50		
123034	2025-04-30	CALIAGUA INC	Inv# 19 ORA-2022-1	Prog.Pmt#19 ORA-2022-1	\$185,487.50		
123034	2025-04-30	CALIAGUA INC	Inv# 25 TUS-2022-1	Prog.Pmt#25 TUS-2022-1	\$1,076,944.29		
123034	2025-04-30	CALIAGUA INC	Inv# 25 TUS-2022-1	Prog.Pmt#25 TUS-2022-1	\$14,250.00		
<b>Total for Check:</b>		123034				\$1,465,114.29	\$17,418,648.11
123035	2025-04-30	PACIFIC PREMIER BANK	Inv# ESC 20230117-2773 RET#25 TUS-2022-1	Ret325 Caliaagua	\$56,681.28		
123035	2025-04-30	PACIFIC PREMIER BANK	Inv# ESC 20230117-2773 RET#25 TUS-2022-1	Ret325 Caliaagua	\$750.00		
<b>Total for Check:</b>		123035				\$57,431.28	\$592,139.78
123036	2025-04-30	PACIFIC PREMIER BANK	Inv# ESC 20231011-7499 RET#19 ORA-2022-1	Ret#19 Caliaagua	\$9,762.50		
<b>Total for Check:</b>		123036				\$9,762.50	\$260,448.25
123037	2025-04-30	PACIFIC PREMIER BANK	Inv# ESC 20240924-4103 RET#6 SA-2023-1	Ret#6 Caliaagua	\$9,917.50		
<b>Total for Check:</b>		123037				\$9,917.50	\$64,182.93
123038	2025-04-30	CAMBRIDGE ISOTOPE LABORATORIES	Inv# SI-00036419	Lab supplies	\$734.07		
123038	2025-04-30	CAMBRIDGE ISOTOPE LABORATORIES	Inv# SI-00036419	Shipping and Handling	\$38.84		
<b>Total for Check:</b>		123038				\$772.91	\$12,184.44
123039	2025-04-30	CARLSON STRATEGIC LAND SOLUTIONS	Inv# 2199	Land analysis	\$1,592.50		
<b>Total for Check:</b>		123039				\$1,592.50	\$1,933.75
123040	2025-04-30	CCS FACILITY SERVICES-ORANGE COUNTY INC.	Inv# 683546	1602	\$13,449.00		

# Orange County Water District

## Check Register

**Begin Date:** 2025-04-24

**End Date:** 2025-04-30

**Page:** 4

### Accounts Payable Check Register Presented for Board Ratification and/or Approval

Check No.	Date	Vendor Name	Invoice #	Purpose	Invoice Amount	Check Amount	FYTD
123040	2025-04-30	CCS FACILITY SERVICES-ORANGE COUNTY INC.	Inv# 683546	1602	\$1,582.00		
123040	2025-04-30	CCS FACILITY SERVICES-ORANGE COUNTY INC.	Inv# 683546	1602	\$501.00		
<b>Total for Check:</b>		123040				\$15,532.00	\$168,588.00
123041	2025-04-30	COMPLETE PAPERLESS SOLUTIONS, LLC	Inv# 4419	1728	\$17,461.00		
<b>Total for Check:</b>		123041				\$17,461.00	\$19,651.00
123042	2025-04-30	CONSOLIDATED OFFICE SYSTEMS	Inv# 31375	OFFICE CHAIRS	\$12,397.50		
123042	2025-04-30	CONSOLIDATED OFFICE SYSTEMS	Inv# 31375	OFFICE CHAIRS	\$200.00		
<b>Total for Check:</b>		123042				\$12,597.50	\$22,243.67
123043	2025-04-30	CPI INTERNATIONAL	Inv# 20068913	Lab supplies	\$159.86		
123043	2025-04-30	CPI INTERNATIONAL	Inv# 20068913	Discount	(\$2.94)		
<b>Total for Check:</b>		123043				\$156.92	\$15,794.79
123044	2025-04-30	CUTTING EDGE SUPPLY CO.	Inv# 066230	R24019 - TL-49 window shields	\$3,697.51		
123044	2025-04-30	CUTTING EDGE SUPPLY CO.	Inv# 066230	R24019 - TL-49 window shields	\$3,588.75		
<b>Total for Check:</b>		123044				\$7,286.26	\$65,749.29
123045	2025-04-30	DDB ENGINEERING, INC.	Inv# IN202523	Mar25 GWRS 2024 report	\$14,740.00		
<b>Total for Check:</b>		123045				\$14,740.00	\$56,142.00
123046	2025-04-30	ENGINEERING ANALYTICS, INC	Inv# 25-0256	thru 3/28 South Basin FS	\$3,035.93		
<b>Total for Check:</b>		123046				\$3,035.93	\$13,724.26
123047	2025-04-30	ENS RESOURCES, INC.	Inv# 3829 YEAR 2025	Mar25 legis.support/D.C.	\$8,000.00		
<b>Total for Check:</b>		123047				\$8,000.00	\$80,000.00
123048	2025-04-30	ENVIRONMENTAL SCIENCE ASSOCIATES	Inv# 206276	Feb25 wo#12-13	\$32,867.83		
123048	2025-04-30	ENVIRONMENTAL SCIENCE ASSOCIATES	Inv# 206276	Feb25 wo#12-13	\$7,237.60		
<b>Total for Check:</b>		123048				\$40,105.43	\$224,392.12
123049	2025-04-30	EUROFINS ENVIRONMENT TESTING SW LLC	Inv# 5700221547		\$255.00		
123049	2025-04-30	EUROFINS ENVIRONMENT TESTING SW LLC	Inv# 5700221816		(\$255.00)		
123049	2025-04-30	EUROFINS ENVIRONMENT TESTING SW LLC	Inv# 5700221817	BPO WATER ANALYSIS	\$155.00		



# Orange County Water District

## Check Register

**Begin Date:** 2025-04-24

**End Date:** 2025-04-30

**Page:** 5

### Accounts Payable Check Register Presented for Board Ratification and/or Approval

Check No.	Date	Vendor Name	Invoice #	Purpose	Invoice Amount	Check Amount	FYTD
123049	2025-04-30	EUROFINS ENVIRONMENT TESTING SW LLC	Inv# 5700221818		(\$255.00)		
123049	2025-04-30	EUROFINS ENVIRONMENT TESTING SW LLC	Inv# 5700221819	BPO WATER ANALYSIS	\$155.00		
<b>Total for Check:</b>		123049				\$55.00	\$7,177.50
123050	2025-04-30	EVOQUA WATER TECHNOLOGIES, LLC	Inv# 906962605	BPO TANK RENTAL SYSTEM	\$177.00		
123050	2025-04-30	EVOQUA WATER TECHNOLOGIES, LLC	Inv# 906962605	BPO TANK RENTAL SYSTEM	\$150.00		
123050	2025-04-30	EVOQUA WATER TECHNOLOGIES, LLC	Inv# 906962606	BPO TANK RENTAL SYSTEM	\$164.00		
123050	2025-04-30	EVOQUA WATER TECHNOLOGIES, LLC	Inv# 906962607	BPO TANK RENTAL SYSTEM	\$351.00		
<b>Total for Check:</b>		123050				\$842.00	\$3,000,719.91
123051	2025-04-30	FACTORY MOTOR PARTS	Inv# 12-6446904		(\$48.94)		
123051	2025-04-30	FACTORY MOTOR PARTS	Inv# 12-6500857	ELECT GOLF CART BATTERY	\$2,008.48		
123051	2025-04-30	FACTORY MOTOR PARTS	Inv# 12-6500857		\$16.00		
123051	2025-04-30	FACTORY MOTOR PARTS	Inv# 132-559521		\$1,908.69		
123051	2025-04-30	FACTORY MOTOR PARTS	Inv# 132-559521		\$12.00		
<b>Total for Check:</b>		123051				\$3,896.23	\$17,366.31
123052	2025-04-30	FEDERAL EXPRESS CORPORATION	Inv# 2-379-88705	Package Delivery Waterloo	\$141.01		
123052	2025-04-30	FEDERAL EXPRESS CORPORATION	Inv# 8-841-92836	Package Delivery	\$28.83		
123052	2025-04-30	FEDERAL EXPRESS CORPORATION	Inv# 8-841-92837	Package Delivery	\$349.17		
<b>Total for Check:</b>		123052				\$519.01	\$14,591.99
123054	2025-04-30	FISHER SCIENTIFIC CO.	Inv# 9617760	Lab supplies	\$146.18		
123054	2025-04-30	FISHER SCIENTIFIC CO.	Inv# 9652704		\$1,016.90		
123054	2025-04-30	FISHER SCIENTIFIC CO.	Inv# 9687858		\$770.82		
123054	2025-04-30	FISHER SCIENTIFIC CO.	Inv# 9755395	Lab supplies	\$854.25		
123054	2025-04-30	FISHER SCIENTIFIC CO.	Inv# 9755395	Lab supplies	\$335.64		
123054	2025-04-30	FISHER SCIENTIFIC CO.	Inv# 9755395	Lab supplies	\$213.57		
123054	2025-04-30	FISHER SCIENTIFIC CO.	Inv# 9755395	Lab supplies	\$83.10		

# Orange County Water District

## Check Register

**Begin Date:** 2025-04-24

**End Date:** 2025-04-30

**Page:** 6

### Accounts Payable Check Register Presented for Board Ratification and/or Approval

Check No.	Date	Vendor Name	Invoice #	Purpose	Invoice Amount	Check Amount	FYTD
123054	2025-04-30	FISHER SCIENTIFIC CO.	Inv# 9755396		\$1,729.78		
123054	2025-04-30	FISHER SCIENTIFIC CO.	Inv# 9755396		\$1,721.30		
123054	2025-04-30	FISHER SCIENTIFIC CO.	Inv# 9755397		\$312.05		
123054	2025-04-30	FISHER SCIENTIFIC CO.	Inv# 9755397		\$123.75		
<b>Total for Check:</b>		123054				\$7,307.34	\$235,949.14
123055	2025-04-30	FLEET SERVICES INC	Inv# 01P158201	T-124 transfer case repair	\$176.24		
123055	2025-04-30	FLEET SERVICES INC	Inv# 01P158201	T-124 transfer case repair	\$134.95		
123055	2025-04-30	FLEET SERVICES INC	Inv# 01P158201	T-124 transfer case repair	\$133.51		
123055	2025-04-30	FLEET SERVICES INC	Inv# 01P158201	T-124 transfer case repair	\$103.97		
123055	2025-04-30	FLEET SERVICES INC	Inv# 01P158201	T-124 transfer case repair	\$93.98		
123055	2025-04-30	FLEET SERVICES INC	Inv# 01P158201	T-124 transfer case repair	\$92.01		
123055	2025-04-30	FLEET SERVICES INC	Inv# 01P158201	T-124 transfer case repair	\$44.42		
<b>Total for Check:</b>		123055				\$779.08	\$2,399.08
123056	2025-04-30	FOUNTAIN VALLEY, CITY OF	Inv# 8157-237000-12_20250421	04/11/2025 to	\$1,856.94		
			04/12/2025				
123056	2025-04-30	FOUNTAIN VALLEY, CITY OF	Inv# 8157-238000-13_20250422	02/09/2025 -	\$1,871.64		
			04/13/2025 WARD				
123056	2025-04-30	FOUNTAIN VALLEY, CITY OF	Inv# 8157-238500-03_20250422	02/09/2025 -	\$368.64		
			04/13/2025 WARD				
123056	2025-04-30	FOUNTAIN VALLEY, CITY OF	Inv# 8166-100000-01_20250422	02/09/2025 -	\$16,059.88		
			04/13/2025 WARD				
123056	2025-04-30	FOUNTAIN VALLEY, CITY OF	Inv# 8166-300500-01_20250422	02/09/2025 -	\$23,010.52		
			04/13/2025 WARD				
<b>Total for Check:</b>		123056				\$43,167.62	\$236,842.93
123057	2025-04-30	FRONTIER COMMUNICATIONS	Inv# 209-150-2229_20250416	04/16/2025 - 05/15/2025	\$80.49		
<b>Total for Check:</b>		123057				\$80.49	\$53,144.95
123058	2025-04-30	GLADWELL GOVERNMENTAL SERVICES INC	Inv# 5601	Annual Invoice Payment	\$450.00		
<b>Total for Check:</b>		123058				\$450.00	\$450.00
123060	2025-04-30	GRAINGER INC.	Inv# 9456840066	Generated by reorder 1/28/25 1	\$2,303.75		
123060	2025-04-30	GRAINGER INC.	Inv# 9457347186	Generated by reorder 2/13/25 1	\$7,000.84		
123060	2025-04-30	GRAINGER INC.	Inv# 9459101847	BPO INDUSTRIAL SUPPLIES	\$155.72		
123060	2025-04-30	GRAINGER INC.	Inv# 9459270600	Breaker Lockout Push- JHAMMER	\$348.23		
123060	2025-04-30	GRAINGER INC.	Inv# 9459361334	BPO INDUSTRIAL SUPPLIES	\$71.71		

# Orange County Water District

## Check Register

**Begin Date:** 2025-04-24

**End Date:** 2025-04-30

**Page:** 7

### Accounts Payable Check Register Presented for Board Ratification and/or Approval

Check No.	Date	Vendor Name	Invoice #	Purpose	Invoice Amount	Check Amount	FYTD
123060	2025-04-30	GRAINGER INC.	Inv# 9460304646	BPO INDUSTRIAL SUPPLIES	\$254.06		
123060	2025-04-30	GRAINGER INC.	Inv# 9460304653	BPO INDUSTRIAL SUPPLIES	\$251.34		
123060	2025-04-30	GRAINGER INC.	Inv# 9460304661	BPO INDUSTRIAL SUPPLIES	\$45.91		
123060	2025-04-30	GRAINGER INC.	Inv# 9460693097	BPO INDUSTRIAL SUPPLIES	\$49.83		
123060	2025-04-30	GRAINGER INC.	Inv# 9461433964	BPO INDUSTRIAL SUPPLIES	\$131.46		
123060	2025-04-30	GRAINGER INC.	Inv# 9461987944	Generated by reorder 4/2/25 8:	\$471.76		
123060	2025-04-30	GRAINGER INC.	Inv# 9461987944	Generated by reorder 4/2/25 8:	\$194.45		
123060	2025-04-30	GRAINGER INC.	Inv# 9461987944	Generated by reorder 4/2/25 8:	\$132.72		
123060	2025-04-30	GRAINGER INC.	Inv# 9461987951	Research Center- DON S.	\$27.01		
123060	2025-04-30	GRAINGER INC.	Inv# 9462014805		\$44.65		
123060	2025-04-30	GRAINGER INC.	Inv# 9458457281	BPO INDUSTRIAL SUPPLIES	\$131.46		
<b>Total for Check:</b>		123060				\$11,614.90	\$181,948.06
123061	2025-04-30	HABITAT WEST	Inv# 91529	3/17-21 agmt 1683 Corona	\$16,422.00		
123061	2025-04-30	HABITAT WEST	Inv# 91535	3/7,11-12,14,24 agmt 1542	\$12,190.22		
<b>Total for Check:</b>		123061				\$28,612.22	\$264,037.66
123062	2025-04-30	HOME DEPOT CREDIT SERVICES	Inv# 1613754	BPO INDUSTRIAL SUPPLIES	\$6.14		
123062	2025-04-30	HOME DEPOT CREDIT SERVICES	Inv# 2033803	BPO INDUSTRIAL SUPPLIES	\$82.39		
123062	2025-04-30	HOME DEPOT CREDIT SERVICES	Inv# 2033803	BPO INDUSTRIAL SUPPLIES	\$10.20		
123062	2025-04-30	HOME DEPOT CREDIT SERVICES	Inv# 6614653	BPO INDUSTRIAL SUPPLIES	\$163.01		
<b>Total for Check:</b>		123062				\$261.74	\$32,202.97
123063	2025-04-30	IDEXX LABORATORIES, INC.	Inv# 3172847937	Lab supplies	\$45.68		
123063	2025-04-30	IDEXX LABORATORIES, INC.	Inv# 3172847937	Lab supplies	\$25.01		
123063	2025-04-30	IDEXX LABORATORIES, INC.	Inv# 3172847937		\$12.52		
<b>Total for Check:</b>		123063				\$83.21	\$13,506.81
123064	2025-04-30	IDS GROUP INC	Inv# 22X079.00-8	REFURBISH LAB WASH ROOM	\$6,171.60		
<b>Total for Check:</b>		123064				\$6,171.60	\$21,724.40
123065	2025-04-30	IMPERIAL SPRINKLER	Inv# 0020296059-001	BPO LANDSCAPE SUPPLIES	\$45.68		
123065	2025-04-30	IMPERIAL SPRINKLER	Inv# 0020296059-001		(\$0.85)		
<b>Total for Check:</b>		123065				\$44.83	\$152.80
123066	2025-04-30	IN-SITU INC.	Inv# HV29453	WELL CELLULAR FEE	\$2,400.00		
<b>Total for Check:</b>		123066				\$2,400.00	\$14,904.50
123067	2025-04-30	INTEGRATED DNA TECHNOLOGIES, INC.	Inv# 9004537014	R&D RESEARCH JULIO POLANCO	\$110.93		

# Orange County Water District

## Check Register

**Begin Date:** 2025-04-24

**End Date:** 2025-04-30

**Page:** 8

### Accounts Payable Check Register Presented for Board Ratification and/or Approval

Check No.	Date	Vendor Name	Invoice #	Purpose	Invoice Amount	Check Amount	FYTD
123067	2025-04-30	INTEGRATED DNA TECHNOLOGIES, INC.	Inv# 9004537014	R&D RESEARCH JULIO POLANCO	\$91.47		
123067	2025-04-30	INTEGRATED DNA TECHNOLOGIES, INC.	Inv# 9004537014	R&D RESEARCH JULIO POLANCO	\$91.46		
123067	2025-04-30	INTEGRATED DNA TECHNOLOGIES, INC.	Inv# 9004537014	R&D RESEARCH JULIO POLANCO	\$48.02		
123067	2025-04-30	INTEGRATED DNA TECHNOLOGIES, INC.	Inv# 9004537014	R&D RESEARCH JULIO POLANCO	\$3.80		
<b>Total for Check:</b> 123067						\$345.68	\$1,255.05
123068	2025-04-30	LHOIST NORTH AMERICA	Inv# 1102506011	3/30 lime (2)25.24 & 25.26 ton	\$22,632.07		
123068	2025-04-30	LHOIST NORTH AMERICA	Inv# 1102506367	4/3 lime(2) 25.23 & 25.25 tons	\$22,623.13		
<b>Total for Check:</b> 123068						\$45,255.20	\$1,507,812.17
123069	2025-04-30	LIFE TECHNOLOGIES CORP	Inv# 86899739	Lab supplies	\$519.83		
123069	2025-04-30	LIFE TECHNOLOGIES CORP	Inv# 86899739	Lab supplies	\$519.82		
123069	2025-04-30	LIFE TECHNOLOGIES CORP	Inv# 86899739	Lab supplies	\$519.82		
123069	2025-04-30	LIFE TECHNOLOGIES CORP	Inv# 86899739	Lab supplies	\$497.00		
123069	2025-04-30	LIFE TECHNOLOGIES CORP	Inv# 86899739		\$151.17		
123069	2025-04-30	LIFE TECHNOLOGIES CORP	Inv# 86899739		\$33.71		
<b>Total for Check:</b> 123069						\$2,241.35	\$12,044.76
123070	2025-04-30	LILLESTRAND LEADERSHIP CONSULTING	Inv# 8135	3/20, 3/25 leadership consulti	\$900.00		
<b>Total for Check:</b> 123070						\$900.00	\$34,625.00
123071	2025-04-30	MCFADDEN-DALE HARDWARE CO.	Inv# 397285/3	BPO INDUSTRIAL SUPPLIES	\$179.05		
123071	2025-04-30	MCFADDEN-DALE HARDWARE CO.	Inv# 397285/3		(\$4.92)		
<b>Total for Check:</b> 123071						\$174.13	\$5,838.00
123072	2025-04-30	MCMASTER-CARR SUPPLY COMPANY	Inv# 44397413	Generated by reorder 4/17/25 7	\$209.23		
123072	2025-04-30	MCMASTER-CARR SUPPLY COMPANY	Inv# 44397413		\$10.57		
123072	2025-04-30	MCMASTER-CARR SUPPLY COMPANY	Inv# 44397413	Generated by reorder 4/17/25 7	\$9.79		
123072	2025-04-30	MCMASTER-CARR SUPPLY COMPANY	Inv# 44397413		(\$4.38)		
123072	2025-04-30	MCMASTER-CARR SUPPLY COMPANY	Inv# 44410408	BPO INDUSTRIAL SUPPLIES	\$204.65		

# Orange County Water District

## Check Register

**Begin Date:** 2025-04-24

**End Date:** 2025-04-30

**Page:** 9

### Accounts Payable Check Register Presented for Board Ratification and/or Approval

Check No.	Date	Vendor Name	Invoice #	Purpose	Invoice Amount	Check Amount	FYTD
123072	2025-04-30	MCMaster-CARR SUPPLY COMPANY	Inv# 44410408		\$12.22		
123072	2025-04-30	MCMaster-CARR SUPPLY COMPANY	Inv# 44410408		(\$4.09)		
<b>Total for Check:</b>		123072				\$437.99	\$15,055.64
123073	2025-04-30	METROPOLITAN WATER DISTRICT	Inv# 50342	RL2832 5/1/2025-4/30/2026	\$1,670.22		
<b>Total for Check:</b>		123073				\$1,670.22	\$1,670.22
123074	2025-04-30	MITCHELL 1	Inv# 32561448	AUTO SHOP SOFTWARE RENEWAL	\$2,028.00		
<b>Total for Check:</b>		123074				\$2,028.00	\$2,028.00
123075	2025-04-30	McMichael, David	Inv# APRIL 22 2025 CWEF SUPPLI	4/22 plant for CWEF	\$95.78		
<b>Total for Check:</b>		123075				\$95.78	\$295.78
123076	2025-04-30	NAPA/ORANGE COUNTY AUTO PARTS	Inv# 750363	BPO AUTO PARTS	\$65.24		
123076	2025-04-30	NAPA/ORANGE COUNTY AUTO PARTS	Inv# 750363		(\$1.31)		
<b>Total for Check:</b>		123076				\$63.93	\$2,661.18
123077	2025-04-30	ODP BUSINESS SOLUTIONS LLC	Inv# 418312793001	ERGO	\$84.81		
<b>Total for Check:</b>		123077				\$84.81	\$3,647.90
123078	2025-04-30	ONESOURCE DISTRIBUTORS INC.	Inv# 5007870221.002	PSTurnlok Con, 3/4" Male	\$248.59		
123078	2025-04-30	ONESOURCE DISTRIBUTORS INC.	Inv# 5007870221.002	JHAMM	\$13.63		
123078	2025-04-30	ONESOURCE DISTRIBUTORS INC.	Inv# 5007870221.002		(\$2.29)		
<b>Total for Check:</b>		123078				\$259.93	\$281,160.28
123079	2025-04-30	ORANGE COUNTY CONSERVATION CORPS	Inv# 04032025-OCWDADOPT removal	Mar25 graffit-trash	\$2,798.33		
<b>Total for Check:</b>		123079				\$2,798.33	\$30,781.63
123080	2025-04-30	ORANGE COUNTY EMPLOYEE ASSOCIATION	Inv# APRIL2025	OCEA DUES APRIL 2025	\$4,389.00		
<b>Total for Check:</b>		123080				\$4,389.00	\$34,395.90
123081	2025-04-30	ORANGE COUNTY SANITATION DISTRICT	Inv# 64607	OCSAN Invoice	\$8,702.64		
<b>Total for Check:</b>		123081				\$8,702.64	\$42,393.45
123082	2025-04-30	ORANGE COUNTY TREASURER-TAX COLLECTOR	Inv# E01-706.1 MAY2025	OCFCD Lease May2025	\$5,833.00		
<b>Total for Check:</b>		123082				\$5,833.00	\$56,902.25

# Orange County Water District

## Check Register

**Begin Date:** 2025-04-24

**End Date:** 2025-04-30

**Page:** 10

### Accounts Payable Check Register Presented for Board Ratification and/or Approval

Check No.	Date	Vendor Name	Invoice #	Purpose	Invoice Amount	Check Amount	FYTD
123083	2025-04-30	PACIFIC ADVANCED CIVIL ENGINEERING, INC	Inv# 10051	thru 3/31 PFAS GSWC wo#2	\$131,763.00		
123083	2025-04-30	PACIFIC ADVANCED CIVIL ENGINEERING, INC	Inv# 10052	thru 3/31 PFAS GSWC wo#1	\$67,900.00		
<b>Total for Check:</b>		123083				\$199,663.00	\$821,927.00
123084	2025-04-30	PACIFIC MECHANICAL SUPPLY	Inv# 5388178	Generated by reorder 4/9/25 6:	\$818.77		
123084	2025-04-30	PACIFIC MECHANICAL SUPPLY	Inv# 5388178	Generated by reorder 4/9/25 6:	\$224.87		
123084	2025-04-30	PACIFIC MECHANICAL SUPPLY	Inv# 5388178		(\$9.60)		
<b>Total for Check:</b>		123084				\$1,034.04	\$27,440.33
123085	2025-04-30	PACWEST SECURITY SERVICES	Inv# 0C39595	Apr25 security service	\$38,793.71		
<b>Total for Check:</b>		123085				\$38,793.71	\$388,750.92
123086	2025-04-30	PENDERGRAFT, REX	Inv# MAY 2025	Retiree Cash Medical May2025	\$512.45		
<b>Total for Check:</b>		123086				\$512.45	\$5,036.95
123087	2025-04-30	PHENOMENEX INC.	Inv# CIUS-25025164	Lab supplies	\$19,411.88		
123087	2025-04-30	PHENOMENEX INC.	Inv# CIUS-25025164		\$18.47		
123087	2025-04-30	PHENOMENEX INC.	Inv# CIUS-25025164		(\$357.34)		
<b>Total for Check:</b>		123087				\$19,073.01	\$86,739.00
123090	2025-04-30	PHENOVA INC	Inv# 214185	Lab supplies	\$115.93		
123090	2025-04-30	PHENOVA INC	Inv# 214185	Lab supplies	\$101.79		
123090	2025-04-30	PHENOVA INC	Inv# 214185	Lab supplies	\$98.96		
123090	2025-04-30	PHENOVA INC	Inv# 214185	Lab supplies	\$67.15		
123090	2025-04-30	PHENOVA INC	Inv# 214185	Lab supplies	\$62.92		
123090	2025-04-30	PHENOVA INC	Inv# 214185	Lab supplies	\$62.91		
123090	2025-04-30	PHENOVA INC	Inv# 214185	Lab supplies	\$62.91		
123090	2025-04-30	PHENOVA INC	Inv# 214185	Lab supplies	\$57.97		
123090	2025-04-30	PHENOVA INC	Inv# 214185	Lab supplies	\$57.96		
123090	2025-04-30	PHENOVA INC	Inv# 214185	Lab supplies	\$56.55		
123090	2025-04-30	PHENOVA INC	Inv# 214185	Lab supplies	\$53.02		
123090	2025-04-30	PHENOVA INC	Inv# 214185	Lab supplies	\$53.01		
123090	2025-04-30	PHENOVA INC	Inv# 214185	Lab supplies	\$53.01		
123090	2025-04-30	PHENOVA INC	Inv# 214185		\$51.83		
123090	2025-04-30	PHENOVA INC	Inv# 214185	Lab supplies	\$49.48		
123090	2025-04-30	PHENOVA INC	Inv# 214185	Lab supplies	\$49.48		

# Orange County Water District

## Check Register

**Begin Date:** 2025-04-24

**End Date:** 2025-04-30

**Page:** 11

### Accounts Payable Check Register Presented for Board Ratification and/or Approval

Check No.	Date	Vendor Name	Invoice #	Purpose	Invoice Amount	Check Amount	FYTD
123090	2025-04-30	PHENOVA INC	Inv# 214185	Lab supplies	\$49.48		
123090	2025-04-30	PHENOVA INC	Inv# 214185	Lab supplies	\$49.48		
123090	2025-04-30	PHENOVA INC	Inv# 214185	Lab supplies	\$48.07		
123090	2025-04-30	PHENOVA INC	Inv# 214185	Lab supplies	\$45.24		
123090	2025-04-30	PHENOVA INC	Inv# 214185		\$13.06		
<b>Total for Check:</b>		123090				\$1,260.21	\$18,117.44
123091	2025-04-30	QUINN COMPANY	Inv# PC830433021	BPO EQUIPMENT & SUPPLIES	\$92.51		
<b>Total for Check:</b>		123091				\$92.51	\$88,991.50
123092	2025-04-30	RBA BUILDERS LLC	Inv# PA2-251601	Prog.Pmt#2 LAB-2024-1	\$74,872.06		
<b>Total for Check:</b>		123092				\$74,872.06	\$135,235.06
123093	2025-04-30	RED WING SHOE CO. INC.	Inv# 856-1-82309	BPO WORK BOOTS	\$200.00		
<b>Total for Check:</b>		123093				\$200.00	\$10,050.71
123094	2025-04-30	RESTEK CORPORATION	Inv# CD50523213	Lab supplies	\$679.69		
123094	2025-04-30	RESTEK CORPORATION	Inv# CD50523213	Discount	(\$13.59)		
<b>Total for Check:</b>		123094				\$666.10	\$13,334.87
123095	2025-04-30	RICOH USA INC	Inv# 5071194522	BPO FOR PRADO COPIES	\$31.76		
<b>Total for Check:</b>		123095				\$31.76	\$555.75
123096	2025-04-30	ROYAL WHOLESALE ELECTRIC	Inv# 7693-1017777	BURBIT2/0FX Motor	\$389.67		
123096	2025-04-30	ROYAL WHOLESALE ELECTRIC	JHAMMERSMITH Inv# 7693-1017777	Shipping	\$15.00		
<b>Total for Check:</b>		123096				\$404.67	\$8,265.81
123097	2025-04-30	SANTA ANA WATERSHED ASSOCIATION	Inv# 2025-26	1369	\$26,039.74		
123097	2025-04-30	SANTA ANA WATERSHED ASSOCIATION	Inv# 2025-28	1682	\$2,202.40		
<b>Total for Check:</b>		123097				\$28,242.14	\$99,069.53
123099	2025-04-30	SC FUELS	Inv# 1023701	BPO UNLEADED FUEL	\$1,722.40		
123099	2025-04-30	SC FUELS	Inv# 1023701	BPO UNLEADED FUEL	\$932.83		
123099	2025-04-30	SC FUELS	Inv# 1023701	BPO UNLEADED FUEL	\$673.89		
123099	2025-04-30	SC FUELS	Inv# 1023701	BPO UNLEADED FUEL	\$519.24		
123099	2025-04-30	SC FUELS	Inv# 1023701	BPO UNLEADED FUEL	\$470.42		
123099	2025-04-30	SC FUELS	Inv# 1023701	BPO UNLEADED FUEL	\$256.54		
123099	2025-04-30	SC FUELS	Inv# 1023701	BPO UNLEADED FUEL	\$115.99		



# Orange County Water District

## Check Register

**Begin Date:** 2025-04-24

**End Date:** 2025-04-30

**Page:** 12

### Accounts Payable Check Register Presented for Board Ratification and/or Approval

Check No.	Date	Vendor Name	Invoice #	Purpose	Invoice Amount	Check Amount	FYTD
123099	2025-04-30	SC FUELS	Inv# 1023701	BPO UNLEADED FUEL	\$115.43		
123099	2025-04-30	SC FUELS	Inv# 1023701	BPO UNLEADED FUEL	\$113.77		
123099	2025-04-30	SC FUELS	Inv# 1023701	BPO UNLEADED FUEL	\$81.90		
123099	2025-04-30	SC FUELS	Inv# 1023701	BPO UNLEADED FUEL	\$64.37		
123099	2025-04-30	SC FUELS	Inv# 1023701	BPO UNLEADED FUEL	\$40.47		
<b>Total for Check:</b>		123099				\$5,107.25	\$93,853.88
123100	2025-04-30	SCHEEVEL ENGINEERING, LLC	Inv# 1648	Mar25 amendmt 1-Prado sediment	\$4,275.00		
<b>Total for Check:</b>		123100				\$4,275.00	\$174,675.00
123101	2025-04-30	SEPARATION PROCESSES, INC.	Inv# 11489	Mar25 Ops support	\$5,110.00		
<b>Total for Check:</b>		123101				\$5,110.00	\$108,783.48
123102	2025-04-30	SIDEPATH INC.	Inv# 23437	1718	\$1,809.00		
123102	2025-04-30	SIDEPATH INC.	Inv# 23437	May 2025-April 2027	\$1,733.62		
123102	2025-04-30	SIDEPATH INC.	Inv# 23437	April 2025	\$75.38		
123102	2025-04-30	SIDEPATH INC.	Inv# 23437		(\$1,809.00)		
123102	2025-04-30	SIDEPATH INC.	Inv# 23732	1722	\$5,193.11		
123102	2025-04-30	SIDEPATH INC.	Inv# 23732	04/26/2025-02/24/2028	\$4,912.40		
123102	2025-04-30	SIDEPATH INC.	Inv# 23732	02/25-04/25/25	\$280.71		
123102	2025-04-30	SIDEPATH INC.	Inv# 23732		(\$5,193.11)		
<b>Total for Check:</b>		123102				\$7,002.11	\$121,339.89
123103	2025-04-30	SKORHEIM & ASSOCIATES	Inv# OCWD3312025	2/1-3/31 PFAS consulting	\$4,752.00		
<b>Total for Check:</b>		123103				\$4,752.00	\$26,356.00
123104	2025-04-30	SOUTHERN CALIFORNIA NEWS GROUP	Inv# 0000614794		\$2,323.16		
<b>Total for Check:</b>		123104				\$2,323.16	\$17,567.15
123105	2025-04-30	STAPLES ADVANTAGE	Inv# 6028599810	Monthly Planner for DSM	\$18.31		
123105	2025-04-30	STAPLES ADVANTAGE	Inv# 6028599810	SHIPPING/HANDLING	\$7.99		
<b>Total for Check:</b>		123105				\$26.30	\$12,055.64
123106	2025-04-30	STATE OF CALIFORNIA	Inv# 12-ORA-057-0010-04MAY25	Lease Burris Basin-Lease May25	\$810.00		
<b>Total for Check:</b>		123106				\$810.00	\$9,720.00
123107	2025-04-30	STEVEN ENTERPRISES, INC.	Inv# 58923	Glossy Paper Roll HPT11200	\$419.01		
123107	2025-04-30	STEVEN ENTERPRISES, INC.	Inv# 58923	Glossy Paper Roll HPT11200	\$125.07		
123107	2025-04-30	STEVEN ENTERPRISES, INC.	Inv# 58923	Glossy Paper Roll HPT11200	\$30.00		

# Orange County Water District

## Check Register

**Begin Date:** 2025-04-24

**End Date:** 2025-04-30

**Page:** 13

### Accounts Payable Check Register Presented for Board Ratification and/or Approval

Check No.	Date	Vendor Name	Invoice #	Purpose	Invoice Amount	Check Amount	FYTD
123107	2025-04-30	STEVEN ENTERPRISES, INC.	Inv# 58923	Glossy Paper Roll HPT11200	\$1.63		
		<b>Total for Check:</b>	123107			\$575.71	\$575.71
123108	2025-04-30	SUPERIOR SWEEPING LTD.	Inv# 377-0425	BPO STREET SWEEPING	\$450.00		
		<b>Total for Check:</b>	123108			\$450.00	\$4,972.00
123109	2025-04-30	SURF CITY OPTOMETRY	Inv# 119669	EYE GLASSES	\$289.00		
		<b>Total for Check:</b>	123109			\$289.00	\$1,406.00
123110	2025-04-30	TETRA TECH, INC.	Inv# 52397032	thru 2/21 PFAS Orange 28 wo#7	\$2,100.00		
		<b>Total for Check:</b>	123110			\$2,100.00	\$937,169.19
123111	2025-04-30	THE REGENTS OF THE UNIVERSITY OF CA	Inv# 20425660001	1606	\$11,472.74		
123111	2025-04-30	THE REGENTS OF THE UNIVERSITY OF CA	Inv# 8782CA0067	1286	\$14,909.48		
		<b>Total for Check:</b>	123111			\$26,382.22	\$170,561.75
123112	2025-04-30	TRL SYSTEMS, INC.	Inv# 8569	1674	\$1,010.00		
123112	2025-04-30	TRL SYSTEMS, INC.	Inv# 8606	1674	\$575.00		
		<b>Total for Check:</b>	123112			\$1,585.00	\$202,134.99
123113	2025-04-30	TROPICAL PLAZA NURSERY, INC.	Inv# 3597	1255	\$4,437.92		
		<b>Total for Check:</b>	123113			\$4,437.92	\$64,903.19
123114	2025-04-30	U-LINE	Inv# 191004658	WAREHOUSE SUPPLY	\$65.25		
123114	2025-04-30	U-LINE	Inv# 191004658	WAREHOUSE SUPPLY	\$39.28		
123114	2025-04-30	U-LINE	Inv# 191004658	WAREHOUSE SUPPLY	\$17.46		
		<b>Total for Check:</b>	123114			\$121.99	\$13,397.56
123115	2025-04-30	UNDERGROUND SERVICE ALERT	Inv# 24-253258	07/24 to 06/25 Fees	\$297.89		
123115	2025-04-30	UNDERGROUND SERVICE ALERT	Inv# 320250512	UOCW01 New Ticket Charges	\$849.90		
		<b>Total for Check:</b>	123115			\$1,147.79	\$11,674.27
123116	2025-04-30	UNIFIRST CORPORATION	Inv# 2190323166	1557	\$283.23		
123116	2025-04-30	UNIFIRST CORPORATION	Inv# 2190323166	1557	\$8.01		
123116	2025-04-30	UNIFIRST CORPORATION	Inv# 2190324111	1557	\$54.25		
123116	2025-04-30	UNIFIRST CORPORATION	Inv# 2190324114	1557	\$16.77		
123116	2025-04-30	UNIFIRST CORPORATION	Inv# 2190324123	1557	\$278.44		
123116	2025-04-30	UNIFIRST CORPORATION	Inv# 2190324126	1557	\$10.78		
123116	2025-04-30	UNIFIRST CORPORATION	Inv# 2190324141	1557	\$585.17		
123116	2025-04-30	UNIFIRST CORPORATION	Inv# 2190324145	1557	\$515.03		

# Orange County Water District

## Check Register

**Begin Date:** 2025-04-24

**End Date:** 2025-04-30

**Page:** 14

### Accounts Payable Check Register Presented for Board Ratification and/or Approval

Check No.	Date	Vendor Name	Invoice #	Purpose	Invoice Amount	Check Amount	FYTD
123116	2025-04-30	UNIFIRST CORPORATION	Inv# 2190324146	1557	\$22.22		
123116	2025-04-30	UNIFIRST CORPORATION	Inv# 2200249644	1557	\$49.86		
<b>Total for Check:</b>		123116				\$1,823.76	\$53,143.36
123117	2025-04-30	UNITED PARCEL SERVICE	Inv# 0000X81601175_20250426	Package Delivery	\$295.89		
<b>Total for Check:</b>		123117				\$295.89	\$5,088.87
123118	2025-04-30	UNIVAR SOLUTIONS USA	Inv# 52957585	4/23 22.38 ton sulfuric acid	\$5,281.68		
123118	2025-04-30	UNIVAR SOLUTIONS USA	Inv# 52957585	discount	(\$105.63)		
123118	2025-04-30	UNIVAR SOLUTIONS USA	Inv# 52957587	4/23 23.158 ton sulfuric acid	\$5,465.29		
123118	2025-04-30	UNIVAR SOLUTIONS USA	Inv# 52957587	discount	(\$109.31)		
<b>Total for Check:</b>		123118				\$10,532.03	\$350,852.82
123119	2025-04-30	UTILIQUEST LLC	Inv# 341768-Q	3/23-29 screen/mark pipes	\$947.97		
123119	2025-04-30	UTILIQUEST LLC	Inv# 341768-Q	3/23-29 screen/mark pipes	\$552.98		
123119	2025-04-30	UTILIQUEST LLC	Inv# 341768-Q	3/23-29 screen/mark pipes	\$67.78		
123119	2025-04-30	UTILIQUEST LLC	Inv# 341768-Q	3/23-29 screen/mark pipes	\$11.22		
<b>Total for Check:</b>		123119				\$1,579.95	\$83,804.66
123120	2025-04-30	VEOLIA WTS SERVICES USA INC	Inv# 903182466	Generated by reorder 2/13/25 8	\$19,221.56		
123120	2025-04-30	VEOLIA WTS SERVICES USA INC	Inv# 903182466	Freight and Handling	\$673.58		
<b>Total for Check:</b>		123120				\$19,895.14	\$129,978.00
123121	2025-04-30	VWR INTERNATIONAL LLC	Inv# 8818689302		\$137.45		
<b>Total for Check:</b>		123121				\$137.45	\$81,006.01
123122	2025-04-30	WATER DISTRICT JOBS	Inv# 1082504	Employment Advertising	\$145.00		
<b>Total for Check:</b>		123122				\$145.00	\$1,305.00
123123	2025-04-30	WESCO DISTRIBUTION, INC.	Inv# 240072	Generated by reorder 3/3/25 7:	\$986.09		
123123	2025-04-30	WESCO DISTRIBUTION, INC.	Inv# 240072	Transp Charge	\$75.76		
<b>Total for Check:</b>		123123				\$1,061.85	\$1,863.06
123124	2025-04-30	WEST COAST ARBORISTS, INC.	Inv# 227636	1672	\$1,100.00		
<b>Total for Check:</b>		123124				\$1,100.00	\$41,880.00
123125	2025-04-30	WESTERN A/V	Inv# 22709	audiovisual replacement-1st pm	\$125,968.76		
<b>Total for Check:</b>		123125				\$125,968.76	\$138,636.76
123126	2025-04-30	YSI INCORPORATED	Inv# 1132530	FIELD METER REPAIR PARTS	\$333.86		
123126	2025-04-30	YSI INCORPORATED	Inv# 1132530	FIELD METER REPAIR PARTS	\$25.00		
<b>Total for Check:</b>		123126				\$358.86	\$29,308.28
978744	2025-04-24	JCI JONES CHEMICAL, INC	Inv# 966097	4/14 4863 gal hypochlorite	\$8,373.60		

# Orange County Water District

## Check Register

**Begin Date:** 2025-04-24

**End Date:** 2025-04-30

**Page:** 15

### Accounts Payable Check Register Presented for Board Ratification and/or Approval

Check No.	Date	Vendor Name	Invoice #	Purpose	Invoice Amount	Check Amount	FYTD
978744	2025-04-24	JCI JONES CHEMICAL, INC	Inv# 966097	CA mill	\$205.15		
978744	2025-04-24	JCI JONES CHEMICAL, INC	Inv# 966097	discount	(\$167.47)		
978744	2025-04-24	JCI JONES CHEMICAL, INC	Inv# 966098	4/14 4733 gal hypochlorite	\$8,149.75		
978744	2025-04-24	JCI JONES CHEMICAL, INC	Inv# 966098	CA mill	\$199.67		
978744	2025-04-24	JCI JONES CHEMICAL, INC	Inv# 966098	discount	(\$162.99)		
978744	2025-04-24	JCI JONES CHEMICAL, INC	Inv# 966099	4/14 4842 gal hypochlorite	\$8,337.44		
978744	2025-04-24	JCI JONES CHEMICAL, INC	Inv# 966099	CA mill	\$204.27		
978744	2025-04-24	JCI JONES CHEMICAL, INC	Inv# 966099	discount	(\$166.75)		
978744	2025-04-24	JCI JONES CHEMICAL, INC	Inv# 966100	4/14 4802 gal hypochlorite	\$8,268.56		
978744	2025-04-24	JCI JONES CHEMICAL, INC	Inv# 966100	CA mill	\$202.58		
978744	2025-04-24	JCI JONES CHEMICAL, INC	Inv# 966100	discount	(\$165.37)		
978744	2025-04-24	JCI JONES CHEMICAL, INC	Inv# 966190	4/15 4826 gal hypochlorite	\$8,309.89		
978744	2025-04-24	JCI JONES CHEMICAL, INC	Inv# 966190	CA mill	\$203.59		
978744	2025-04-24	JCI JONES CHEMICAL, INC	Inv# 966190	discount	(\$166.20)		
978744	2025-04-24	JCI JONES CHEMICAL, INC	Inv# 966191	4/15 4828 gal hypochlorite	\$8,313.33		
978744	2025-04-24	JCI JONES CHEMICAL, INC	Inv# 966191	CA mill	\$203.68		
978744	2025-04-24	JCI JONES CHEMICAL, INC	Inv# 966191	discount	(\$166.27)		
978744	2025-04-24	JCI JONES CHEMICAL, INC	Inv# 966192	4/15 4927 gal hypochlorite	\$8,483.80		
978744	2025-04-24	JCI JONES CHEMICAL, INC	Inv# 966192	CA mill	\$207.85		
978744	2025-04-24	JCI JONES CHEMICAL, INC	Inv# 966192	discount	(\$169.68)		
978744	2025-04-24	JCI JONES CHEMICAL, INC	Inv# 966193	4/15 4883 gal hypochlorite	\$8,408.04		
978744	2025-04-24	JCI JONES CHEMICAL, INC	Inv# 966193	CA mill	\$206.00		
978744	2025-04-24	JCI JONES CHEMICAL, INC	Inv# 966193	discount	(\$168.16)		
978744	2025-04-24	JCI JONES CHEMICAL, INC	Inv# 966289	4/16 4885 gal hypochlorite	\$8,411.48		
978744	2025-04-24	JCI JONES CHEMICAL, INC	Inv# 966289	CA mill	\$206.08		
978744	2025-04-24	JCI JONES CHEMICAL, INC	Inv# 966289	discount	(\$168.23)		
978744	2025-04-24	JCI JONES CHEMICAL, INC	Inv# 966290	4/16 4806 gal hypochlorite	\$8,275.45		
978744	2025-04-24	JCI JONES CHEMICAL, INC	Inv# 966290	CA mill	\$202.75		
978744	2025-04-24	JCI JONES CHEMICAL, INC	Inv# 966290	discount	(\$165.51)		
978744	2025-04-24	JCI JONES CHEMICAL, INC	Inv# 966291	4/16 4836 gal hypochlorite	\$8,327.11		
978744	2025-04-24	JCI JONES CHEMICAL, INC	Inv# 966291	CA mill	\$204.01		
978744	2025-04-24	JCI JONES CHEMICAL, INC	Inv# 966291	discount	(\$166.54)		

# Orange County Water District

## Check Register

**Begin Date:** 2025-04-24

**End Date:** 2025-04-30

**Page:** 16

### Accounts Payable Check Register Presented for Board Ratification and/or Approval

Check No.	Date	Vendor Name	Invoice #	Purpose	Invoice Amount	Check Amount	FYTD
978744	2025-04-24	JCI JONES CHEMICAL, INC	Inv# 966292	4/16 4826 gal hypochlorite	\$8,309.89		
978744	2025-04-24	JCI JONES CHEMICAL, INC	Inv# 966292	CA mill	\$203.59		
978744	2025-04-24	JCI JONES CHEMICAL, INC	Inv# 966292	discount	(\$166.20)		
978744	2025-04-24	JCI JONES CHEMICAL, INC	Inv# 966399	4/18 4810 gal hypochlorite	\$8,282.34		
978744	2025-04-24	JCI JONES CHEMICAL, INC	Inv# 966399	CA mill	\$202.92		
978744	2025-04-24	JCI JONES CHEMICAL, INC	Inv# 966399	discount	(\$165.65)		
978744	2025-04-24	JCI JONES CHEMICAL, INC	Inv# 966400	4/18 4841 gal hypochlorite	\$8,335.72		
978744	2025-04-24	JCI JONES CHEMICAL, INC	Inv# 966400	CA mill	\$204.23		
978744	2025-04-24	JCI JONES CHEMICAL, INC	Inv# 966400	discount	(\$166.71)		
978744	2025-04-24	JCI JONES CHEMICAL, INC	Inv# 966404	4/17 4848 gal hypochlorite	\$8,347.77		
978744	2025-04-24	JCI JONES CHEMICAL, INC	Inv# 966404	CA mill	\$204.52		
978744	2025-04-24	JCI JONES CHEMICAL, INC	Inv# 966404	discount	(\$166.96)		
978744	2025-04-24	JCI JONES CHEMICAL, INC	Inv# 966405	4/17 4834 gal hypochlorite	\$8,323.66		
978744	2025-04-24	JCI JONES CHEMICAL, INC	Inv# 966405	CA Mill	\$203.93		
978744	2025-04-24	JCI JONES CHEMICAL, INC	Inv# 966405	discount	(\$166.47)		
978744	2025-04-24	JCI JONES CHEMICAL, INC	Inv# 966406	4/17 4794 gal hypochlorite	\$8,254.79		
978744	2025-04-24	JCI JONES CHEMICAL, INC	Inv# 966406	CA mill	\$202.24		
978744	2025-04-24	JCI JONES CHEMICAL, INC	Inv# 966406	discount	(\$165.10)		
978744	2025-04-24	JCI JONES CHEMICAL, INC	Inv# 966407	4/17 4857 gal hypochlorite	\$8,363.27		
978744	2025-04-24	JCI JONES CHEMICAL, INC	Inv# 966407	CA mill	\$204.90		
978744	2025-04-24	JCI JONES CHEMICAL, INC	Inv# 966407	discount	(\$167.27)		
<b>Total for Check:</b>		978744				\$150,550.32	\$4,738,718.87
978745	2025-04-24	CALIFORNIA DEPARTMENT OF TAX & FEE ADMIN	Inv# 024-792532 Q1 2025 FINAL 01010	Use Tax PE033125	\$1,187.00		
<b>Total for Check:</b>		978745				\$1,187.00	\$25,804.30
978746	2025-04-25	CITIBANK NA NEW YORK, ABA	Inv# 2005ASWAP PMT 03.25-04.25		\$24,106.69		
<b>Total for Check:</b>		978746				\$24,106.69	\$219,070.11
978747	2025-04-29	WELLS FARGO BANK	Inv# APRIL 29 25 GARN C-REG garn C-reg	PR09 Apr 29,25 6911	\$345.35		
<b>Total for Check:</b>		978747				\$345.35	\$22,441,489.95
978748	2025-04-29	WELLS FARGO BANK	Inv# APRIL 29 2025 GARN ABF Garn-ABF	PR09 Apr 29,25 6911	\$1,985.54		
<b>Total for Check:</b>		978748				\$1,985.54	\$22,441,489.95

# Orange County Water District

## Check Register

Begin Date: 2025-04-24

End Date: 2025-04-30

Page: 17

### Accounts Payable Check Register Presented for Board Ratification and/or Approval

Check No.	Date	Vendor Name	Invoice #	Purpose	Invoice Amount	Check Amount	FYTD
978749	2025-04-29	WELLS FARGO BANK	Inv# APRIL 29 2025 ID6527	PR09 Apr 29, 2025 ID6527	\$35,645.16		
Total for Check:		978749				\$35,645.16	\$22,441,489.95
978750	2025-04-29	WELLS FARGO BANK	Inv# APRIL 29 2025 ID6911	PR09 Apr 29, 2025 ID6911	\$1,000,333.22		
Total for Check:		978750				\$1,000,333.22	\$22,441,489.95
978751	2025-04-30	WELLS FARGO BANK	Inv# MAY 1 2025 ID6911	Dir PR05 May 1, 2025 ID6911	\$19,120.15		
Total for Check:		978751				\$19,120.15	\$22,441,489.95
978752	2025-04-30	FIDELITY INVESTMENTS	Inv# APRIL 30 2025 457B 89148	PR09 Apr 30, 2025 plan	\$102,681.29		
Total for Check:		978752				\$102,681.29	\$2,374,278.11
978753	2025-04-30	FIDELITY INVESTMENTS	Inv# APRIL 30 2025 401A	Fidelity 401A	\$255,741.04		
Total for Check:		978753				\$255,741.04	\$5,655,895.99
Run Date: 4/29/2025					\$4,171,269.95	\$4,171,269.95	

# Orange County Water District

## Check Register

Begin Date: 2025-03-27

End Date: 2025-04-02

Page: 1

### Accounts Payable Check Register Presented for Board Ratification and/or Approval

Check No.	Date	Vendor Name	Invoice #	Purpose	Invoice Amount	Check Amount	FYTD
804102	2025-04-02	SIGMA-ALDRICH, INC.	Inv# 564774027	Lab supplies	\$502.43		
804102	2025-04-02	SIGMA-ALDRICH, INC.	Inv# 564774027	SHIPPING & HANDLING	\$8.97		
804102	2025-04-02	SIGMA-ALDRICH, INC.	Inv# 564777986	Lab supplies	\$166.82		
804102	2025-04-02	SIGMA-ALDRICH, INC.	Inv# 564777986	SHIPPING & HANDLING	\$18.79		
Total for Check:		804102				\$697.01	\$22,700.71
804103	2025-04-02	THERMO ELECTRON NORTH AMERICA LLC	Inv# 9021542771	Valve for IC-MS	\$3,286.10		
804103	2025-04-02	THERMO ELECTRON NORTH AMERICA LLC	Inv# 9021542771		\$21.75		
Total for Check:		804103				\$3,307.85	\$63,134.61
804104	2025-04-02	WECK LABORATORIES, INC.	Inv# W5C0373	BPO WATER ANALYSIS	\$120.00		
Total for Check:		804104				\$120.00	\$25,868.00
Run Date: 4/1/2025					\$4,124.86	\$4,124.86	



# Orange County Water District

## Check Register

**Begin Date:** 2025-04-03

**End Date:** 2025-04-09

**Page:** 1

### Accounts Payable Check Register Presented for Board Ratification and/or Approval

Check No.	Date	Vendor Name	Invoice #	Purpose	Invoice Amount	Check Amount	FYTD
804105	2025-04-09	ALTA FOODCRAFT	Inv# 12513182	BPO FIRST AID & COFFEE	\$809.48		
804105	2025-04-09	ALTA FOODCRAFT	Inv# 12513182		\$13.40		
804105	2025-04-09	ALTA FOODCRAFT	Inv# 12513349	BPO FIRST AID & COFFEE	\$572.82		
<b>Total for Check:</b>		804105				\$1,395.70	\$16,608.37
804106	2025-04-09	IRON MOUNTAIN	Inv# 202981563	BPO ARCHIVAL SERVICES	\$164.32		
804106	2025-04-09	IRON MOUNTAIN	Inv# KGZW320	BPO ARCHIVAL SERVICES	\$7,186.81		
<b>Total for Check:</b>		804106				\$7,351.13	\$52,315.88
804107	2025-04-09	RUTAN & TUCKER, LLP	Inv# 1021962	Amicus brief San Luis Obispo	\$10,000.00		
804107	2025-04-09	RUTAN & TUCKER, LLP	Inv# 1022297	Feb25 legal/General Matters	\$3,512.62		
804107	2025-04-09	RUTAN & TUCKER, LLP	Inv# 1022298	Feb25 legal/Water Resources	\$11,016.00		
804107	2025-04-09	RUTAN & TUCKER, LLP	Inv# 1022299	Feb25 legal/Personnel Issues	\$648.00		
804107	2025-04-09	RUTAN & TUCKER, LLP	Inv# 1022300	Feb25 legal/Property Mgmt	\$648.00		
804107	2025-04-09	RUTAN & TUCKER, LLP	Inv# 1022301	Feb25 legal/Admin Matters	\$11,592.00		
804107	2025-04-09	RUTAN & TUCKER, LLP	Inv# 1022302	Feb25 legal/Reclaim.Wtr.BPP	\$6,020.00		
804107	2025-04-09	RUTAN & TUCKER, LLP	Inv# 1022303	Feb25 legal/PFAS	\$3,904.00		
<b>Total for Check:</b>		804107				\$47,340.62	\$278,264.22
804108	2025-04-09	SPEX CERTIPREP, LLC	Inv# 520299		\$92.22		
<b>Total for Check:</b>		804108				\$92.22	\$7,562.70
804109	2025-04-09	THERMO ELECTRON NORTH AMERICA LLC	Inv# 9021547403	Lab supplies	\$26.52		
804109	2025-04-09	THERMO ELECTRON NORTH AMERICA LLC	Inv# 9021547403		\$21.75		
<b>Total for Check:</b>		804109				\$48.27	\$63,182.88
804110	2025-04-09	WESTAIR GASES & EQUIPMENT	Inv# 0011992306	helium, nitrogen	\$1,834.98		
804110	2025-04-09	WESTAIR GASES & EQUIPMENT	Inv# 0011992306	haz.mtl, frt, fuel surcharge	\$59.12		
804110	2025-04-09	WESTAIR GASES & EQUIPMENT	Inv# 0011994200	Wtr.Prod-welding supplies	\$233.44		
804110	2025-04-09	WESTAIR GASES & EQUIPMENT	Inv# 0011994200	hazardous material	\$16.03		
804110	2025-04-09	WESTAIR GASES & EQUIPMENT	Inv# 0011994613	Lab-nitrogen	\$145.91		
804110	2025-04-09	WESTAIR GASES & EQUIPMENT	Inv# 0011994613	haz.mtl, frt, fuel surcharge	\$59.12		
804110	2025-04-09	WESTAIR GASES & EQUIPMENT	Inv# 0011995282	Lab-argon	\$1,448.21		
804110	2025-04-09	WESTAIR GASES & EQUIPMENT	Inv# 0011995282	frt, fuel surcharge, haz. mtl	\$59.12		
<b>Total for Check:</b>		804110				\$3,855.93	\$97,140.65

**Run Date:** 4/8/2025

**\$60,083.87**

**\$60,083.87**

# Orange County Water District

## Check Register

**Begin Date:** 2025-04-10

**End Date:** 2025-04-16

**Page:** 1

### Accounts Payable Check Register Presented for Board Ratification and/or Approval

Check No.	Date	Vendor Name	Invoice #	Purpose	Invoice Amount	Check Amount	FYTD
804111	2025-04-16	ALTA FOODCRAFT	Inv# 12514529	BPO FIRST AID & COFFEE	\$1,399.05		
		<b>Total for Check:</b>	804111			\$1,399.05	\$18,007.42
804112	2025-04-16	SIGMA-ALDRICH, INC.	Inv# 564863764	Lab supplies	\$115.28		
804112	2025-04-16	SIGMA-ALDRICH, INC.	Inv# 564863764	SHIPPING & HANDLING	\$19.54		
804112	2025-04-16	SIGMA-ALDRICH, INC.	Inv# 564897344	Lab supplies	\$1,750.88		
804112	2025-04-16	SIGMA-ALDRICH, INC.	Inv# 564897344	Lab supplies	\$256.43		
804112	2025-04-16	SIGMA-ALDRICH, INC.	Inv# 564897344	Lab supplies	\$122.02		
804112	2025-04-16	SIGMA-ALDRICH, INC.	Inv# 564897344	SHIPPING & HANDLING	\$71.12		
804112	2025-04-16	SIGMA-ALDRICH, INC.	Inv# 564899516	Lab supplies	\$79.39		
804112	2025-04-16	SIGMA-ALDRICH, INC.	Inv# 564899516	SHIPPING & HANDLING	\$19.22		
		<b>Total for Check:</b>	804112			\$2,433.88	\$25,134.59
804113	2025-04-16	SPEX CERTIPREP, LLC	Inv# 521089	Lab supplies	\$1,699.98		
804113	2025-04-16	SPEX CERTIPREP, LLC	Inv# 521089	Lab supplies	\$264.48		
		<b>Total for Check:</b>	804113			\$1,964.46	\$9,527.16
804114	2025-04-16	WESTAIR GASES & EQUIPMENT	Inv# 0011998497	nitrogen	\$110.02		
804114	2025-04-16	WESTAIR GASES & EQUIPMENT	Inv# 0011998497	haz.mtl, frt, fuel surcharge	\$59.12		
		<b>Total for Check:</b>	804114			\$169.14	\$97,309.79
804115	2025-04-16	WESTERN EXTERMINATOR COMPANY	Inv# 74750791	BPO RODENT & PEST CONTROL	\$499.30		
		<b>Total for Check:</b>	804115			\$499.30	\$6,532.00
<b>Run Date:</b> 4/12/0502					<b>\$6,465.83</b>	<b>\$6,465.83</b>	

# Orange County Water District

## Check Register

Begin Date: 2025-04-17

End Date: 2025-04-23

Page: 1

### Accounts Payable Check Register Presented for Board Ratification and/or Approval

Check No.	Date	Vendor Name	Invoice #	Purpose	Invoice Amount	Check Amount	FYTD
804116	2025-04-23	SIGMA-ALDRICH, INC.	Inv# 564956576	Lab supplies	\$316.46		
804116	2025-04-23	SIGMA-ALDRICH, INC.	Inv# 564956576	SHIPPING & HANDLING	\$40.68		
804116	2025-04-23	SIGMA-ALDRICH, INC.	Inv# 564957242	Lab supplies	\$288.19		
804116	2025-04-23	SIGMA-ALDRICH, INC.	Inv# 564957242	SHIPPING & HANDLING	\$20.39		
Total for Check:		804116				\$665.72	\$25,800.31
804117	2025-04-23	WECK LABORATORIES, INC.	Inv# W5C1626	BPO WATER ANALYSIS	\$130.00		
804117	2025-04-23	WECK LABORATORIES, INC.	Inv# W5C1627	BPO WATER ANALYSIS	\$130.00		
804117	2025-04-23	WECK LABORATORIES, INC.	Inv# W5C1628	BPO WATER ANALYSIS	\$130.00		
804117	2025-04-23	WECK LABORATORIES, INC.	Inv# W5C1629	BPO WATER ANALYSIS	\$130.00		
804117	2025-04-23	WECK LABORATORIES, INC.	Inv# W5C1644	BPO WATER ANALYSIS	\$900.00		
Total for Check:		804117				\$1,420.00	\$27,288.00
804118	2025-04-23	WESTAIR GASES & EQUIPMENT	Inv# 0012000720	haz.mtl, frt, fuel surcharge	\$59.12		
804118	2025-04-23	WESTAIR GASES & EQUIPMENT	Inv# 0012000720	nitrogen	\$46.50		
804118	2025-04-23	WESTAIR GASES & EQUIPMENT	Inv# 0012002276	nitrogen	\$220.04		
804118	2025-04-23	WESTAIR GASES & EQUIPMENT	Inv# 0012002276	haz.mtl, frt, fuel surcharge	\$59.12		
804118	2025-04-23	WESTAIR GASES & EQUIPMENT	Inv# 0012003078	argno	\$952.20		
804118	2025-04-23	WESTAIR GASES & EQUIPMENT	Inv# 0012003078	frt, fuel surcharge, haz.mtl	\$59.12		
Total for Check:		804118				\$1,396.10	\$98,705.89
Run Date: 4/22/2025					\$3,481.82	\$3,481.82	

# Orange County Water District

## Check Register

**Begin Date:** 2025-04-24

**End Date:** 2025-04-30

**Page:** 1

### Accounts Payable Check Register Presented for Board Ratification and/or Approval

Check No.	Date	Vendor Name	Invoice #	Purpose	Invoice Amount	Check Amount	FYTD
804119	2025-04-30	ALTA FOODCRAFT	Inv# 12517856	BPO FIRST AID & COFFEE	\$374.46		
		<b>Total for Check:</b>	804119			\$374.46	\$18,381.88
804120	2025-04-30	SIGMA-ALDRICH, INC.	Inv# 564987540	Lab supplies	\$141.38		
804120	2025-04-30	SIGMA-ALDRICH, INC.	Inv# 564987540	SHIPPING/HANDLE	\$18.79		
		<b>Total for Check:</b>	804120			\$160.17	\$25,960.48
804121	2025-04-30	WECK LABORATORIES, INC.	Inv# W5C2070	BPO WATER ANALYSIS	\$180.00		
804121	2025-04-30	WECK LABORATORIES, INC.	Inv# W5C2076	BPO WATER ANALYSIS	\$500.00		
804121	2025-04-30	WECK LABORATORIES, INC.	Inv# W5C2076	BPO WATER ANALYSIS	\$40.00		
804121	2025-04-30	WECK LABORATORIES, INC.	Inv# W5C2079	BPO WATER ANALYSIS	\$120.00		
804121	2025-04-30	WECK LABORATORIES, INC.	Inv# W5C2080	BPO WATER ANALYSIS	\$120.00		
		<b>Total for Check:</b>	804121			\$960.00	\$28,248.00
804122	2025-04-30	WESTAIR GASES & EQUIPMENT	Inv# 0012006570	helium, nitrogen	\$1,724.96		
804122	2025-04-30	WESTAIR GASES & EQUIPMENT	Inv# 0012006570	haz.mtl, frt, fuel surcharge	\$59.12		
804122	2025-04-30	WESTAIR GASES & EQUIPMENT	Inv# 0080655315	Mar25 cylinder rental	\$11.61		
804122	2025-04-30	WESTAIR GASES & EQUIPMENT	Inv# 0080655316	Mar25 cylinder rental	\$168.13		
804122	2025-04-30	WESTAIR GASES & EQUIPMENT	Inv# 0080655317	Mar25 cylinder rental/Lab	\$877.59		
804122	2025-04-30	WESTAIR GASES & EQUIPMENT	Inv# 0080655317	Mar25 cylinder rental/Wtr.Prod	\$324.53		
804122	2025-04-30	WESTAIR GASES & EQUIPMENT	Inv# 0080655317	Mar25 cylinder rental/Hydrogeo	\$18.41		
804122	2025-04-30	WESTAIR GASES & EQUIPMENT	Inv# 0080655317	Mar25 cylinder rental/Recharge	\$9.21		
804122	2025-04-30	WESTAIR GASES & EQUIPMENT	Inv# 0080655318	Mar25 cylinder rental	\$1,049.27		
		<b>Total for Check:</b>	804122			\$4,242.83	\$102,948.72
<b>Run Date:</b> 4/29/2025					<b>\$5,737.46</b>	<b>\$5,737.46</b>	