

AGENDA
ADMINISTRATION/FINANCE ISSUES COMMITTEE MEETING
WITH BOARD OF DIRECTORS*
ORANGE COUNTY WATER DISTRICT
18700 Ward Street, Fountain Valley, CA 92708
Thursday, August 15, 2024, 12:00 p.m.
Conference Room C-2

*The OCWD Administration and Finance Issues Committee meeting is noticed as a joint meeting with the Board of Directors for the purpose of strict compliance with the Brown Act and it provides an opportunity for all Directors to hear presentations and participate in discussions. Directors receive no additional compensation or stipend as a result of simultaneously convening this meeting. Items recommended for approval at this meeting will be placed on the **August 21** Board meeting Agenda for approval.

This meeting will be held in person. As a convenience for the public, the meeting may also be accessed by Zoom Webinar and will be available by either computer or telephone audio as indicated below. Because this is an in-person meeting and the Zoom component is not required, but rather is being offered as a convenience, if there are any technical issues during the meeting, this meeting will continue and will not be suspended.

Computer Audio: Join the Zoom meeting by clicking on the following link:

<https://ocwd.zoom.us/j/84653737407>

Meeting ID: 846 5373 7407

Telephone Audio: (213) 338 8477

Teleconference Sites:
10382 Bonnie Drive, Garden Grove
1502 North Broadway, Santa Ana
1454 Madison Street, Tustin
20 Civic Center Drive, Santa Ana
19 Cannery, Buena Park

* Members of the public may attend and participate at all locations

ROLL CALL

ITEMS RECEIVED TOO LATE TO BE AGENDIZED

RECOMMENDATION: Adopt resolution determining need to take immediate action on item(s) and that the need for action came to the attention of the District subsequent to the posting of the Agenda (requires two-thirds vote of the Board members present, or, if less than two-thirds of the members are present, a unanimous vote of those members present.)

VISITOR PARTICIPATION

Time has been reserved at this point in the agenda for persons wishing to comment for up to three minutes to the Board of Directors on any item that is not listed on the agenda, but within the subject matter jurisdiction of the District. By law, the Board of Directors is prohibited from taking action on such public comments. As appropriate, matters raised in these public comments will be referred to District staff or placed on the agenda of an upcoming Board meeting.

At this time, members of the public may also offer public comment for up to three minutes on any item on the Consent Calendar. While members of the public may not remove an item from the Consent Calendar for separate discussion, a Director may do so at the request of a member of the public.

CONSENT CALENDAR (ITEMS NO. 1 – 7)

All matters on the Consent Calendar are to be approved by one motion, without separate discussion on these items, unless a Board member or District staff request that specific items be removed from the Consent Calendar for separate consideration.

1. MINUTES OF ADMINISTRATION/FINANCE ISSUES COMMITTEE MEETING HELD JULY 11, 2024

RECOMMENDATION: Approve minutes as presented

2. MONTHLY CASH CONTROL REPORTS

RECOMMENDATION: Agendize for August 21 Board meeting: Receive and file Summary Cash and Cash Equivalents Control Reports dated July 31, 2024

3. INVESTMENT PORTFOLIO HOLDINGS REPORTS

RECOMMENDATION: Agendize for August 21 Board meeting: Receive and file the Investment Portfolio Holdings Reports dated July 31, 2024

4. AWARD OF AGREEMENT TO NIEVES LANDSCAPE, INC. FOR LANDSCAPE MAINTENANCE SERVICES AT WARNER BASIN AND SANTIAGO BIKE TRAIL

RECOMMENDATION: Agendize for August 21 Board meeting: Authorize issuance of an Agreement to Nieves Landscape, Inc. for a three (3) year term with an option to extend for an additional one (1) year with General Manager approval for a total amount not to exceed \$432,740 for landscape maintenance services at Warner Basin frontage and along the Santiago Basin bike trail

5. ULTRAVIOLET LIGHT (UV) EQUIPMENT SUPPLY

RECOMMENDATION: Agendize for August 21 Board meeting: Authorize issuance of Purchase Order to Trojan Technologies Group ULC for the purchase of 1,080 UV lamps in the amount of \$265,259, including freight

6. AMENDMENT TO LILLESTRAND LEADERSHIP CONSULTING FOR STAFF LEADERSHIP DEVELOPMENT

RECOMMENDATION: Agendize for August 21 Board meeting: Authorize Issuance of Amendment No.1 to Agreement No.1611 with Lillestrand Leadership Consulting for an amount not to exceed \$8,100

7. WATER EMERGENCY RESPONSE ORGANIZATION OF ORANGE COUNTY (WEROC) FUNDING BUDGET FOR 2024-25

RECOMMENDATION: Agendize for August 21 Board meeting: Approve 2024-25 WEROC budget in the amount of \$601,615 and authorize payment of OCWD's share in the amount of \$150,404

END OF CONSENT CALENDAR

MATTERS FOR CONSIDERATION

8. ACTUARIAL VALUATION OF RETIREE MEDICAL INSURANCE BENEFIT PLAN

RECOMMENDATION: Agendize for August 21 Board meeting: Receive and file the June 30, 2023 Orange County Water District Retiree Healthcare Plan Actuarial Valuation report

9. PROPOSED AUDIOVISUAL REPLACEMENTS TO THE BOARDROOM, C2 AND C3 CONFERENCE ROOMS

RECOMMENDATION: Agendize for August 21 Board meeting: Direct staff to develop a Request for Proposals (RFP) for an audiovisual contractor to replace the audiovisual systems in the Boardroom, to include the direct view LED (dvLED) video wall option, and in the C2 and C3 conference rooms

INFORMATIONAL ITEMS

10. CERTIFICATE OF ACHIEVEMENT FOR EXCELLENCE IN FINANCIAL REPORTING

11. MONTHLY CASH DISBURSEMENTS REPORT

CHAIR DIRECTION AS TO WHICH ITEMS IF ANY TO BE AGENDIZED AS MATTERS FOR CONSIDERATION AT AUGUST 21 BOARD MEETING

DIRECTOR'S ANNOUNCEMENTS/REPORTS

GENERAL MANAGER'S ANNOUNCEMENT/REPORT

ADJOURNMENT

ADMINISTRATION AND FINANCE ISSUES COMMITTEE MEMBERS

Committee Members

Roger Yoh - Chair
Dina Nguyen – Vice Chair
Valerie Amezcua
Natalie Meeks
Bruce Whitaker

Alternates

Erik Weigand
Denis Bilodeau
Steve Sheldon
Van Tran
Cathy Green

In accordance with the requirements of California Government Code Section 54954.2, this agenda has been posted at the guard shack entrance and in the main lobby of the Orange County Water District, 18700 Ward Street, Fountain Valley, CA and on the OCWD website not less than 72 hours prior to the meeting date and time above. All written materials relating to each agenda item are available for public inspection in the office of the District Secretary. Backup material for the Agenda is available at the District offices for public review and can be viewed online at the District's website: www.ocwd.com

Pursuant to the Americans with Disabilities Act, persons with a disability who require a disability-related modification or accommodation in order to participate in a meeting, including auxiliary aids or services, may request such modification or accommodation from the District Secretary at (714) 378-3234, by email at cfuller@ocwd.com by fax at (714) 378-3373. Notification 24 hours prior to the meeting will enable District staff to make reasonable arrangements to assure accessibility to the meeting.

As a general rule, agenda reports or other written documentation has been prepared or organized with respect to each item of business listed on the agenda, and can be reviewed at www.ocwd.com. Copies of these materials and other disclosable public records distributed to all or a majority of the members of the Board of Directors in connection with an open session agenda item are also on file with and available for inspection at the Office of the District Secretary, 18700 Ward Street, Fountain Valley, California, during regular business hours, 8:00 am to 5:00 pm, Monday through Friday. If such writings are distributed to members of the Board of Directors on the day of a Board meeting, the writings will be available at the entrance to the Board of Directors meeting room at the Orange County Water District office.

MINUTES OF BOARD OF DIRECTORS MEETING
ADMINISTRATION AND FINANCE ISSUES COMMITTEE
ORANGE COUNTY WATER DISTRICT
Thursday, July 11, 2024 @ 12:00 p.m.

Director Whitaker called the Administration and Finance Issues Committee meeting to order at 12:00 p.m. in Conference Room C-2 in Fountain Valley, CA. Public access was also provided via Zoom webinar. The Secretary called the roll and reported a quorum as follows:

Committee Members

Roger Yoh (absent)
Dina Nguyen (absent)
Valerie Amezcua
Natalie Meeks (absent)
Bruce Whitaker

Alternates

Erik Weigand
Denis Bilodeau
Steve Sheldon
Van Tran (absent)
Cathy Green (absent)

OCWD staff

Randy Fick – Treasurer/CFO
John Kennedy – General Manager
Jeremy Jungreis – General Counsel
Melissa Ochoa – Controller
Jason Dadakis – Executive Director
Mehul Patel – Executive Director
Lisa Haney – Executive Director
Chris Olsen – Executive Director
Bruce Dosier – Director of IS/Property Management
Leticia Villarreal – Assistant District Secretary

CONSENT CALENDAR

The Consent Calendar was approved upon motion by Director Amezcua, seconded by Director Sheldon and carried [5-0-] as follows:

Ayes: Amezcua, Whitaker, Weigand, Bilodeau, Sheldon

1. Minutes of Previous Meeting

The minutes of the Administration/Finance Issues Committee meeting held June 13, 2024, were approved as presented.

2. Monthly Cash Control Report

Recommended by Committee for approval at July 17 Board meeting: Receive and file Summary Cash, and Cash Equivalents Control Report dated June 30, 2024.

3. Investment Portfolio Holdings Reports

Recommended by Committee for approval at July 17 Board meeting: Receive and File the Investment Portfolio Holdings Reports dated June 30, 2024.

4. Agreement for Purchase of 5,472 Microfiltration Membrane Modules

Recommended by Committee for approval at July 17 Board meeting: Authorize purchase of 5,472 polypropylene MF membrane modules from Memcor/Dupont Water Solutions for an amount not to exceed \$5,240,416.

5. KLIR Permitting Module Software Pilot

Recommended by Committee for approval at July 17 Board meeting: Approve and authorize the execution of Klir Comply Software Solution Contract effective July 15, 2024, through July 30, 2025.

6. Purchase F-150 Truck from Villa Ford of Orange

Recommended by Committee for approval at July 17 Board meeting: Authorize issuance of Purchase Order to Villa Ford of Orange for \$49,120 to purchase of an F-150 Truck, and place T-128 on the surplus equipment list when the new truck is delivered.

7. Purchase John Deere 450 Bulldozer from Coastline

Recommended by Committee for approval at July 17 Board meeting: Authorize issuance of Purchase Order to Coastline Equipment for \$212,692 for purchase of a John Deere 450 Bulldozer, and place of TL-20 on the surplus equipment list when the new equipment is delivered.

MATTERS FOR CONSIDERATION

8. Possible Producers Well Construction Loan Program

Executive Director of Engineering Chris Olsen stated that the current Basin Production Percentage (BPP) is at 85%. He shared that the groundwater basin is in good shape due to back-to-back wet years and OCWD is currently offering a \$200/AF discount on Basin Equity Assessment (BEA) to most Producers. He noted however that not all Producers can take advantage of the current offer due to lack of pumping capacity. He indicated that priority would be give to new Producer wells constructed to have the ability to reach 100% BPP. Treasurer/CFO Randy Fick presented some funding source options for this program, while maintaining OCWD's AAA credit rating.

Upon motion by Director Amezcua, seconded by Director Weigand, and carrier [5-0], the Committee recommended that the Board at its July 17 Board meeting: Direct staff to proceed with Producer discussions.

Ayes: Amezcua, Whitaker, Weigand, Bilodeau, Sheldon

INFORMATIONAL ITEMS

9. Workplace Violence Prevention Program

Risk & Safety Manager Paula Bouyounes shared that Governor Newsom signed Senate Bill (SB) 553 on September 30, 2023 mandating a comprehensive Workplace Violence Prevention Plan (WVPP) for nearly all employers in California with the law becoming effective July 1, 2024. She reported that staff prepared the required WVPP which she presented the requirements of the new regulations to the Committee.

10. Monthly Cash Disbursement Report

There was no discussion on this item

CHAIR DIRECTION AS TO WHICH ITEMS, IF ANY TO BE AGENDIZED AS MATTERS FOR CONSIDERATION AT JULY 17 BOARD MEETING

It was agreed to place all items on the Consent Calendar for the July 17 Board meeting.

ADJOURNMENT

There being no further business, the meeting was adjourned at 12:31 p.m.

Bruce Whitaker, Director

AGENDA ITEM SUBMITTAL

Meeting Date: August 15, 2024

To: Administration/Finance Issues Cte.
Board of Directors

From: John Kennedy

Staff Contact: R. Fick/D. Swanson

Budgeted: N/A

Budgeted Amount: N/A

Cost Estimate: N/A

Funding Source: N/A

Program/Line-Item No.: N/A

General Counsel Approval: N/A

Engineers Report: N/A

CEQA Compliance: N/A

Subject: **MONTHLY CASH CONTROL REPORTS**

SUMMARY

The following monthly financial information is provided in the staff report.

Attachments:

- Summary Cash and Cash Equivalent Control Reports
- Summary of Reserves
- Summary Sources and Disbursements
- Sources of Funds
- Disbursement of Funds

RECOMMENDATION

Agendize for August 21 Board meeting: Receive and file Summary Cash and Cash Equivalents Control Reports dated July 31, 2024.

PRIOR RELEVANT BOARD ACTIONS

Monthly

ORANGE COUNTY WATER DISTRICT
SUMMARY OF CASH AND CASH EQUIVALENTS CONTROL REPORT
FOR THE PERIOD ENDED
July 31, 2024

TAB NO.	CASH AND CASH EQUIVALENTS	UNRESTRICTED	RESTRICTED	TOTAL
A	CASH ON HAND	2,700	-	2,700
B	CASH IN BANKS			
	Wells Fargo Checking	2,400,052	-	2,400,052
	US Bank Sweep	124,668	-	124,668
C	LAIF (Local Agency Investment Fund)	66,346,839	501,929	66,848,768
	Orange County Investment Pool	18,416,597	1,357,116	19,773,713
	Raymond James - Enhanced Savings Program	5,255,861	-	5,255,861
D	Revenue COP's - Payment/Interest Funds	-	948	948
	2019A GWRSFE Project Fund	-	261	261
	2021A PFAS Project Fund	-	2,795,176	2,795,176
E	INVESTMENTS			
	US Bank Investments (USBI)	250,169,074	-	250,169,074
	USBI GWRSFE Project Fund	-	-	-
	Swap Value Collateral (CITI Bank)	-	-	-
GRAND TOTALS →		342,715,790	4,655,430	347,371,220

- A Petty Cash - held at the following District offices: Fountain Valley (\$1,700) and FHQ (\$1,000)
- B District's Checking Accounts
- C District's Money Market Accounts
- D Trust Debt Service Accounts
- E Custodial Investment Accounts - Managed in house

ORANGE COUNTY WATER DISTRICT

RESERVES

For the Year to Date Period Ended July 31, 2024

(Unaudited/Preliminary)

	Beginning Year Balance	Ending Balance As of 07/31/24	Reserve Policy
Operating Reserves			
Replacement and Refurbishment Fund	109,958,556	109,958,556	135,113,000 (1)
Emergency Response Fund (formerly Toxic Clean Up Reserve)	4,000,000	4,000,000	4,000,000 (2)
G.W. Contamination Clean-up Funds (*)	18,364,716	18,364,716	18,364,716
Contingency Reserve	3,000,000	3,000,000	3,000,000 (3)
Water Reserve Fund	5,885,793	8,167,242	0 (4)
Paygo Fund	36,347,545	34,419,507	34,419,507 (5)
SRF Loan Reserve	2,037,351	2,037,351	2,037,351 (6)
Operating Reserve (15% of Op. Budget)	25,255,333	28,249,368	28,249,368 (8)
Operating Fund	77,885,110	134,519,050	75,861,692 (9)
Total - Operating Reserves	282,734,404	342,715,790	301,045,633
Restricted Reserves			
SWAP - Collateral Pledged	0	0	0 (10)
G.W. Contamination Clean-up Funds (*)	1,357,116	1,357,116	1,357,116
Environmental Remediation Fund	486,950	501,929	3,528,000 (7)
GWRSFE Project Fund	260	261	261 (11)
2021A PFAS Project Fund	2,728,316	2,795,176	2,795,176 (12)
Debt Payment Fund	944	948	948
Total Restricted Reserves	4,573,586	4,655,430	7,681,501
Total Reserves	287,307,990	347,371,220	308,727,134

- (1) Per Reserve Policy, projected Replacement & Refurbishment (R&R) cost as defined by District's R&R model.
- (2) Ensure adequate funds are available to contain and clean up catastrophic releases of chemicals or other substances that may contaminate the surface water or groundwater of the basin.
- (3) Set by the District Act to provide for expenditures that have not been anticipated in the annual budget.
- (4) The maximum upper limit is enough funds to purchase 50% of water needed to have an accumulated basin overdraft of 175,000 a.f. currently projected at \$0 (\$1,015/a.f. x 50% x (168,000/a.f. projected overdraft as of June 30, 2024 - 175,000/a.f. optimum overdraft)
- (5) Per Paygo budget transfer and drawdown from GWRSFE WIFIA short-term note.
- (6) Debt service reserve of \$2,037,351 or one years payment a requirement for the Fletcher Basin, La Palma Basin, Mid Basin and Alamitos SRF loans.
- (7) The Environmental Remediation Fund, for Prado shooting range, includes remediation and funding plans with a 30-year term expiring on April 30, 2047 initially set-up with an amount of \$4,000 per month and increasing \$400 per month annually.
- (8) The Operating Reserve Fund is established by the District Act and set at 15% of the operating budget.
- (9) Per the Reserve Policy, the District shall maintain a minimum of six months of annual General Fund and Debt Service budgeted appropriations currently \$105,197,500 General Fund and \$46,525,883 Debt Service.
- (10) The District is required to post collateral should the Swap value exceed the \$15 million threshold.
- (11) The District issued short-term debt of \$135 million to fund GWRSFE project which will be paid off by WIFIA loan.
- (12) The District issued short-term debt of \$104 million to fund PFAS project which will be paid off by WIFIA loan.

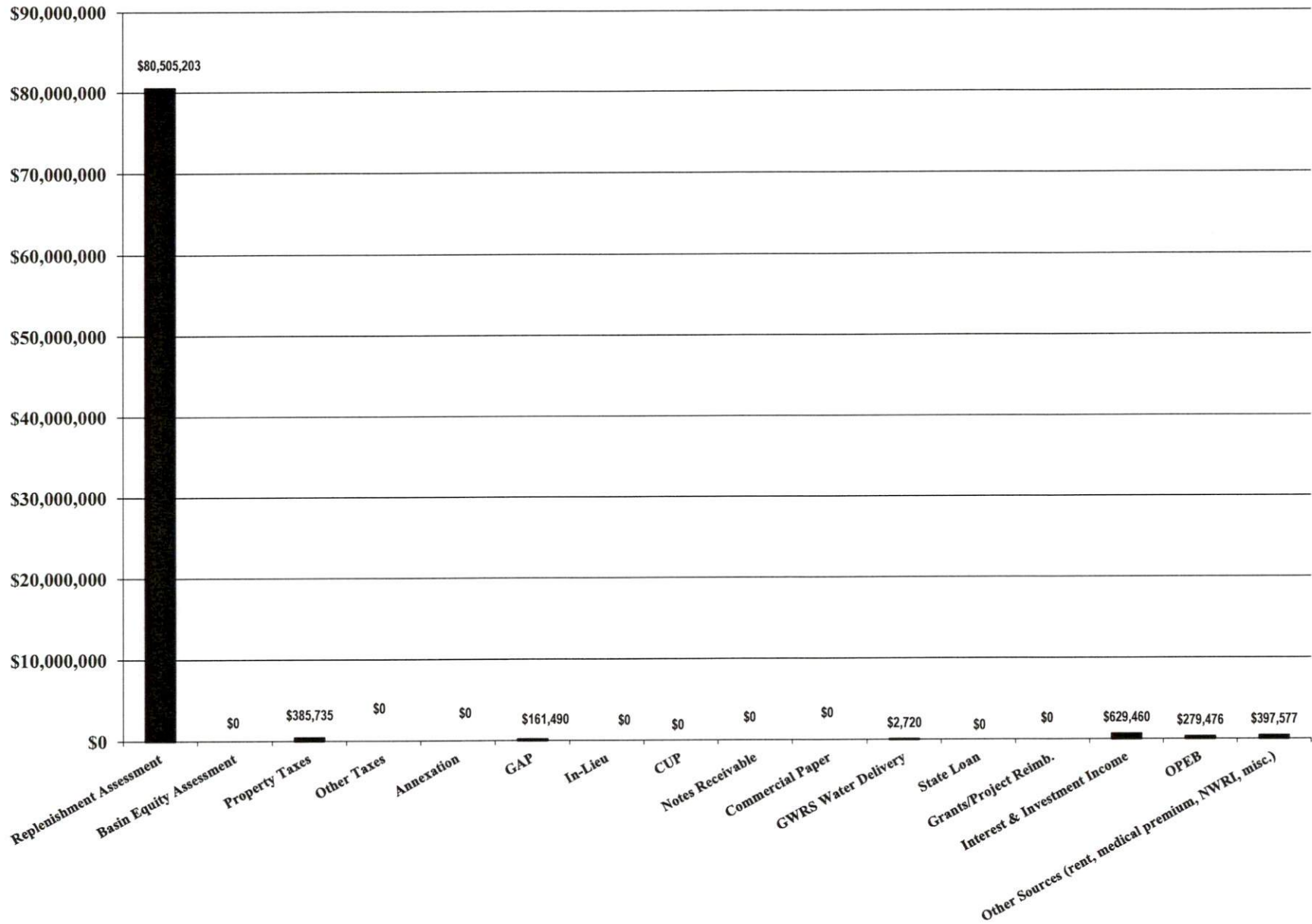
(*) Detail available with Finance Department.

ORANGE COUNTY WATER DISTRICT
SUMMARY SOURCES AND DISBURSEMENTS
YEAR TO DATE AS OF JULY 31, 2024

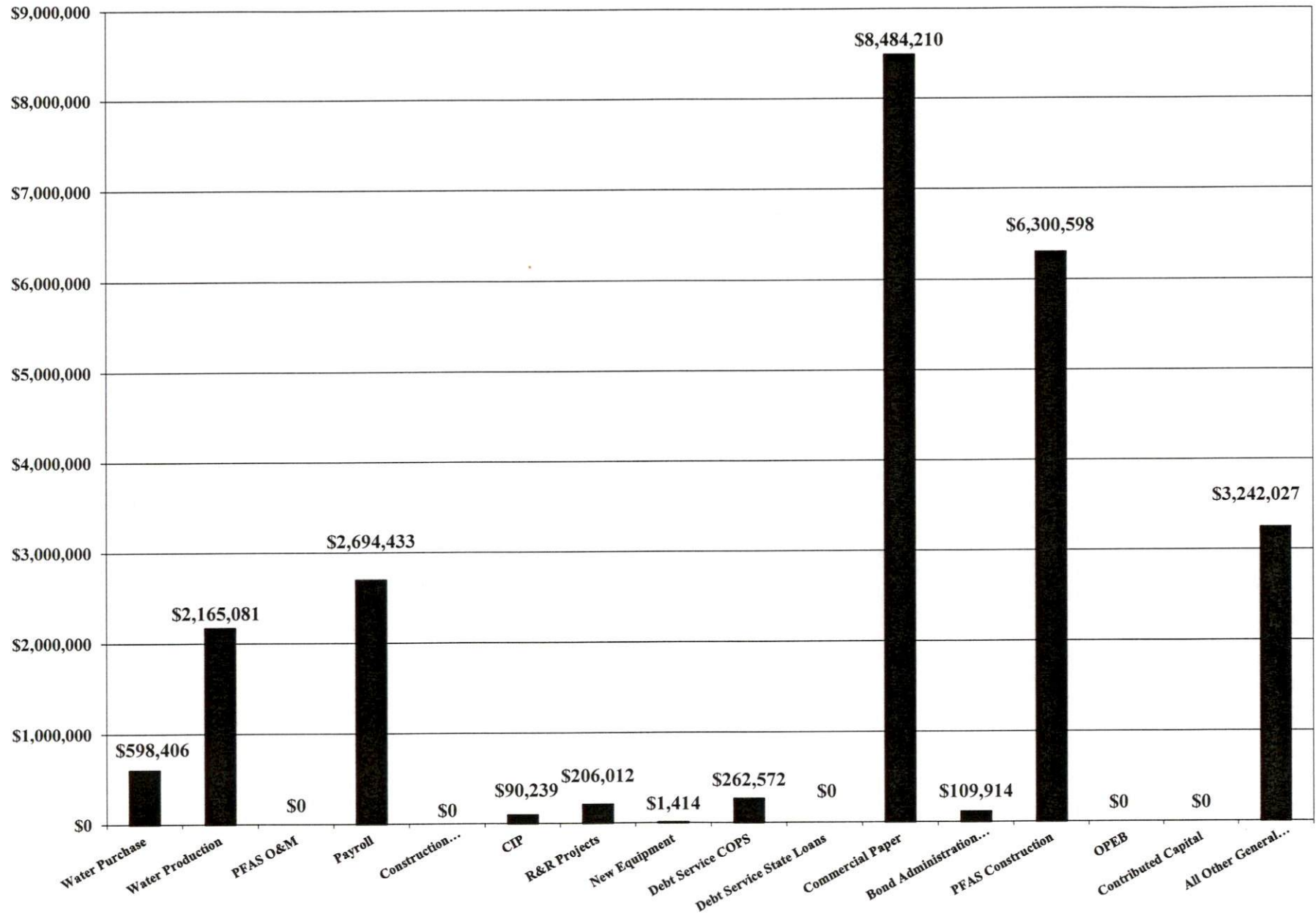
F	Sources (Cash basis)	July	August	September	October	November	December	January	February	March	April	May	June	YTD
	Replenishment Assessment	80,505,203												80,505,203
	Basin Equity Assessment	-												-
	Property Taxes	385,735												385,735
	Other Taxes	-												-
	Annexation	-												-
	GAP	161,490												161,490
	In-Lieu	-												-
	CUP	-												-
	Notes Receivable	-												-
	Commercial Paper	-												-
	GWRS Water Delivery	2,720												2,720
	State Loan	-												-
	Grants/Project Reimb.	-												-
	Interest & Investment Income	629,460												629,460
	OPEB	279,476												279,476
	Other Sources (rent, medical premium, NWRI, misc.)	397,577												397,577
	Total Sources	82,361,661	-	-	-	-	-	-	-	-	-	-	-	82,361,661
F-1	Disbursements (Cash basis)													
	Water Purchase	598,406												598,406
	Water Production	2,165,081												2,165,081
	PFAS O&M	-												-
	Payroll	2,694,433												2,694,433
	Construction (GWRSFE)	-												-
	CIP	90,239												90,239
	R&R Projects	206,012												206,012
	New Equipment	1,414												1,414
	Debt Service COPS	262,572												262,572
	Debt Service State Loans	-												-
	Commercial Paper	8,484,210												8,484,210
	Bond Administration Cost	109,914												109,914
	PFAS Construction	6,300,598												6,300,598
	OPEB	-												-
	Contributed Capital	-												-
	All Other General Fund Disbursements	3,242,027												3,242,027
	Total Disbursements	24,154,905	-	-	-	-	-	-	-	-	-	-	-	24,154,905

Note: Sources and Uses of district funds reflect both operating and capital funds. Operating funds consist of annual operating revenues or cash reserves.

**Orange County Water District
Sources of Funds
for the Year to Date Period Ended July 31, 2024**



**Orange County Water District
Disbursement of Funds
for the Year to Date Period Ended July 31, 2024**



AGENDA ITEM SUBMITTAL

Meeting Date: August 15, 2024

To: Administration/Finance Issues Cte.
Board of Directors

From: John Kennedy

Staff Contact: R. Fick/D. Swanson

Budgeted: N/A

Budgeted Amount: N/A

Cost Estimate: N/A

Funding Source: N/A

Program/Line Item No: N/A

General Counsel Approval: N/A

Engineers/Feasibility Report: N/A

CEQA Compliance: N/A

Subject: **INVESTMENT PORTFOLIO HOLDINGS REPORTS**

SUMMARY

The District's monthly Investment Portfolio Holdings Report is provided for Committee review.

Attachment: Investment Portfolio Holdings Reports dated July 31, 2024.

RECOMMENDATION

Agendize for August 21 Board meeting: Receive and file the Investment Portfolio Holdings Reports dated July 31, 2024.

BACKGROUND/ANALYSIS

The Investment Portfolio Holdings Report is a list of each of the District's fixed income investments and provides the market value at the end of each month. All securities within the District's Investment Portfolio are in compliance with the District's Statement of Investment Policy. The District's portfolio maturities provide cash liquidity sufficient to meet the District's projected six-month expenditures (as required by Government Code Section 53646).

Highlights of the current and previous report:

Description	Prior Month	Current Month
SWAP Value (in Citi's favor)	\$3,958,531	\$4,713,659
Required Collateral	None	None
Duration/Maturity	308 Days or 0.84 years	262 Days or 0.72 years
Rate of Return/Yield	3.351%	3.605%

- The yield on the one-year Treasury note as of the month end is at 4.73%; two-year at 4.29% and the five-year at 3.97%. The last Federal Open Market committee (FOMC) meeting was held on July 30-31, 2024. The FOMC kept the Federal fund rates steady at a 22-year high of 5.25% to 5.50%. This is the rate prime banks lend to each other.

**Orange County Water District
Investment Portfolio Holdings Report**

07/31/24

TRADE DATE	PURCHASE DATE	NEXT CALL	MATURITY DATE	RATING	INVESTMENT TYPE	INSTITUTION OR ISSUER	PAR AMOUNT	DISC RATE or COUPON	YIELD TO MATURITY	ORIGINAL COST	MARKET VALUE 7/31/2024	PORTFOLIO %	CUSIP NUMBER
<u>Investment Pools</u>													
					Local Agency Invest Fund (LAIF)	State of California Treasury	\$66,848,768	(JUN rate)	4.480%	(1)	\$66,848,768	\$66,848,768	19.54%
					Orange County Invest Pool (OCIP)	County of Orange	\$19,773,713	(JUN rate)	4.480%	(1)	\$19,773,713	\$19,773,713	5.78%
<u>Enhanced Savings Program</u>													
					Enhanced Savings Program	Raymond James	\$5,255,861	5.000%	5.000%		\$5,255,861	\$5,255,861	1.54%
<u>Federal Agencies / SWEEP Treasury</u>													
02/01/24	02/01/24	08/01/24	08/01/24	AA+/Aaa	Treasury Bill	United States Government	\$1,900,000	4.920%	5.130%		\$1,852,741	\$1,900,000	912797JU2
04/25/24	04/25/24	02/20/25	02/20/25	AA+/Aaa	Treasury Bill	United States Government	\$3,129,000	4.945%	5.191%		\$2,999,629	\$3,043,641	912797KA4
06/05/24	06/05/24	05/15/25	05/15/25	AA+/Aaa	Treasury Bill	United States Government	\$3,302,000	4.830%	5.074%		\$3,149,602	\$3,179,958	912797LB1
07/15/24	07/15/24	10/08/24	10/08/24	AA+/Aaa	Treasury Bill	United States Government	\$12,350,000	5.160%	5.296%		\$12,199,536	\$12,229,217	912797LS4
					First American Treasury Obligations	Sweep	\$124,668	4.160%	4.160%		\$124,668	\$124,668	5.98%
11/10 & 11/17/20	11/24/20	08/24/24	11/24/25	AA+/Aaa	FHLB - qtrly call on/after 08/24/24	Federal Home Loan Bank - Step	\$6,000,000	0.750%	0.706%		\$6,000,000	\$5,778,060	3130AKFY7
11/18/20	12/17/20	12/17/24	12/17/25	AA+/Aaa	FHLB - qtrly call on/after 12/17/24	Federal Home Loan Bank - Step	\$3,000,000	1.000%	0.918%		\$3,000,000	\$2,908,650	3130AKGT7
01/19/21	01/28/21	12/15/25	12/15/25	AA+/Aaa	FHLB - qtrly call on/after 12/30/24	Federal Home Loan Bank - Bullet	\$3,000,000	0.700%	0.596%		\$3,000,000	\$2,846,790	3130AKTL0
01/11/21	01/13/21	12/30/24	12/30/25	AA+/Aaa	FHLB - qtrly call on/after 12/30/24	Federal Home Loan Bank - Step	\$3,000,000	1.000%	0.806%		\$3,000,000	\$2,892,390	3130AKLV6
01/11/21	01/27/21	10/27/24	01/27/26	AA+/Aaa	FHLB - qtrly call on/after 10/27/24	Federal Home Loan Bank - Step	\$4,000,000	0.800%	0.618%		\$3,996,000	\$3,787,680	3130AKP42
01/11/21	01/28/21	01/28/26	01/28/26	AA+/Aaa	FHLB	Federal Home Loan Bank - Bullet	\$5,000,000	0.700%	0.609%		\$5,000,000	\$4,725,250	3130AKQA7
02/19/21	02/22/21	02/17/26	02/17/26	AA+/Aaa	FHLB	Federal Home Loan Bank - Bullet	\$3,000,000	0.650%	0.581%		\$2,989,500	\$2,827,890	3130AL4V3
02/09/21	02/26/21	08/26/24	02/26/26	AA+/Aaa	FHLB - qtrly call on/after 08/26/24	Federal Home Loan Bank - Step	\$3,000,000	0.625%	0.624%		\$3,000,000	\$2,830,470	3130AL6L3
03/15/21	03/16/21	08/11/24	02/11/26	AA+/Aaa	FHLB - qtrly call on/after 08/11/24	Federal Home Loan Bank - Bullet	\$6,000,000	0.580%	0.872%		\$5,916,000	\$5,638,320	3130AKXB7
03/02/21	03/23/21	03/23/26	03/23/26	AA+/Aaa	FHLB	Federal Home Loan Bank - Bullet	\$6,000,000	1.000%	0.893%		\$6,000,000	\$5,667,060	3130ALJK1
04/14/21	04/30/21	10/30/24	04/30/26	AA+/Aaa	FHLB - qtrly call on/after 10/30/24	Federal Home Loan Bank - Step	\$1,636,364	1.750%	1.242%		\$1,636,364	\$1,562,858	3130AM4K5
04/27 & 05/05/21	04/30 & 05/07/21	04/28/26	04/28/26	AA+/Aaa	FHLB	Federal Home Loan Bank - Bullet	\$11,900,000	1.150%	1.022%		\$11,900,000	\$11,240,740	3130AMCW0
05/11/21	05/17/21	11/15/24	05/15/26	AA+/Aaa	FHLB	Federal Home Loan Bank - Bullet	\$12,000,000	1.220%	0.963%		\$12,000,000	\$11,336,160	3130AMJ78
05/12/21	05/27/21	08/27/24	05/27/26	AA+/Aaa	FHLB - qtrly call on/after 08/27/24	Federal Home Loan Bank - Step	\$3,000,000	1.250%	1.093%		\$3,000,000	\$2,852,550	3130AMG22
05/13/21	05/27/21	05/27/26	05/27/26	AA+/Aaa	FHLB	Federal Home Loan Bank - Bullet	\$3,000,000	1.300%	1.036%		\$3,000,000	\$2,835,540	3130AMKC5
05/17/21	05/27/21	08/27/24	05/27/26	AA+/Aaa	FHLB - qtrly call on/after 08/27/24	Federal Home Loan Bank - Step	\$3,000,000	1.500%	1.119%		\$3,000,000	\$2,845,920	3130AML34
05/18/21	05/27/21	08/27/24	05/27/26	AA+/Aaa	FHLB - qtrly call on/after 08/27/24	Federal Home Loan Bank - Step	\$3,000,000	1.750%	1.113%		\$3,000,000	\$2,858,910	3130AML91
05/19/21	06/03/21	06/03/26	06/03/26	AA+/Aaa	FHLB	Federal Home Loan Bank - Bullet	\$5,000,000	1.100%	1.013%		\$5,000,000	\$4,706,450	3130AMN57
05/19/21	06/03/21	06/03/26	06/03/26	AA+/Aaa	FHLB	Federal Home Loan Bank - Bullet	\$5,000,000	1.150%	1.031%		\$5,000,000	\$4,708,850	3130AMN24
05/19/21	06/03/21	06/03/26	06/03/26	AA+/Aaa	FHLB	Federal Home Loan Bank - Step	\$5,000,000	1.125%	0.987%		\$5,000,000	\$4,708,650	3130AMN40
05/20/21	06/16/21	09/16/24	12/16/24	AA+/Aaa	FHLB - qtrly call on/after 09/16/24	Federal Home Loan Bank - Step	\$5,000,000	1.250%	0.659%		\$5,000,000	\$4,927,250	3130AMNU2
06/28/21	07/21/21	10/21/24	07/21/26	AA+/Aaa	FHLB - qtrly call on/after 10/21/24	Federal Home Loan Bank - Step	\$4,000,000	1.400%	1.115%		\$4,000,000	\$3,774,200	3130AN3X6
07/12/21	07/28/21	07/28/26	07/28/26	AA+/Aaa	FHLB	Federal Home Loan Bank - Bullet	\$3,000,000	1.000%	0.898%		\$3,000,000	\$2,806,740	3130AN75
07/26/21	07/28/21	07/28/26	07/28/26	AA+/Aaa	FHLB	Federal Home Loan Bank - Bullet	\$10,000,000	1.000%	0.920%		\$10,000,000	\$9,355,800	3130ANGD6
05/23/24	05/23/24	08/20/24	02/20/25	AA+/Aaa	FHLB	Federal Home Loan Bank - Bullet	\$5,320,000	4.875%	5.279%		\$5,304,146	\$5,317,021	3130B02L2
01/31/24	01/31/24	09/10/24	09/10/24	AA+/Aaa	FHLB	Federal Home Loan Bank - Disc	\$10,000,000	4.750%	4.954%		\$9,705,764	\$9,940,300	313384F46
01/31/24	01/31/24	10/07/24	10/07/24	AA+/Aaa	FHLB	Federal Home Loan Bank - Disc	\$10,000,000	4.650%	4.854%		\$9,677,083	\$9,903,300	313384J75
02/15/24	02/15/24	09/16/24	09/16/24	AA+/Aaa	FHLB	Federal Home Loan Bank - Disc	\$5,255,000	5.030%	5.251%		\$5,097,873	\$5,219,003	313384G29
03/05 & 07/30/24	03/05 & 07/30/24	11/06/24	11/06/24	AA+/Aaa	FHLB	Federal Home Loan Bank - Disc	\$6,935,000	5.105%	5.284%		\$6,800,779	\$6,840,080	313384N54
03/19/24	03/19/24	11/25/24	11/25/24	AA+/Aaa	FHLB	Federal Home Loan Bank - Disc	\$10,566,000	4.970%	5.198%		\$10,199,868	\$10,393,246	313384Q85
04/01/24	04/01/24	12/26/24	12/26/24	AA+/Aaa	FHLB	Federal Home Loan Bank - Disc	\$10,488,000	4.950%	5.183%		\$10,100,075	\$10,273,520	313384U72
04/22/24	04/22/24	12/12/24	12/12/24	AA+/Aaa	FHLB	Federal Home Loan Bank - Disc	\$3,929,000	5.050%	5.278%		\$3,800,031	\$3,856,235	313384S91
04/23/24	04/23/24	03/04/25	03/04/25	AA+/Aaa	FHLB	Federal Home Loan Bank - Disc	\$2,404,000	4.950%	5.189%		\$2,299,877	\$2,335,486	313385CQ7
05/02/24	05/02/24	03/13/25	03/13/25	AA+/Aaa	FHLB	Federal Home Loan Bank - Disc	\$9,202,000	5.000%	5.244%		\$8,799,413	\$8,928,793	313385CZ7
06/06/24	06/06/24	12/17/24	12/17/24	AA+/Aaa	FHLB	Federal Home Loan Bank - Disc	\$11,900,060	5.080%	5.302%		\$12,235,000	\$11,999,966	313384T66
07/09/24	07/09/24	01/14/25	01/14/25	AA+/Aaa	FHLB	Federal Home Loan Bank - Disc	\$11,503,000	5.020%	5.237%		\$11,199,838	\$11,239,696	313385AP1
07/30/24	07/30/24	04/29/25	04/29/25	AA+/Aaa	FHLB	Federal Home Loan Bank - Disc	\$10,350,000	4.690%	4.891%		\$9,981,894	\$9,984,024	313385EY8
07/30/24	07/30/24	06/10/25	06/10/25	AA+/Aaa	FHLB	Federal Home Loan Bank - Disc	\$5,200,000	4.605%	4.816%		\$4,990,473	\$4,994,340	313385GS9
05/09/24	05/09/24	05/09/25	05/09/25	AA+/Aaa	FFCB	Federal Farm Credit Bank - Bullet	\$3,110,000	5.125%	5.147%		\$3,109,338	\$3,114,603	3133ERDY4
07/30/24	07/30/24	11/18/24	11/18/24	AA+/Aaa	FFCB	Federal Farm Credit Bank - Bullet	\$5,066,000	4.500%	5.262%		\$5,053,892	\$5,053,487	3133ENZ94

Total Federal Agencies

\$258,570,091

\$255,119,381

\$250,293,741

73.15%

Sub Totals

\$350,448,433

3.605%

\$346,997,723

\$342,172,083

100%

Restricted / Debt Service Funds:

Certificate Payment Fund	Series 2003A/2005B/2013A/2017AB	\$246	0.010%	\$246
PFAS Project Fund	Series 2021A	\$2,795,176	0.000%	\$2,795,176
Interest Fund	Series 2019CD	\$696	0.000%	\$696
Interest Fund/Redemption Fund	Series 2003A/2013A/2017A/2017B	\$5	0.010%	\$5
GWRSE Project Fund	Series 2019AB	\$261	0.010%	\$261
		<u>\$353,244,818</u>		

\$344,968,468

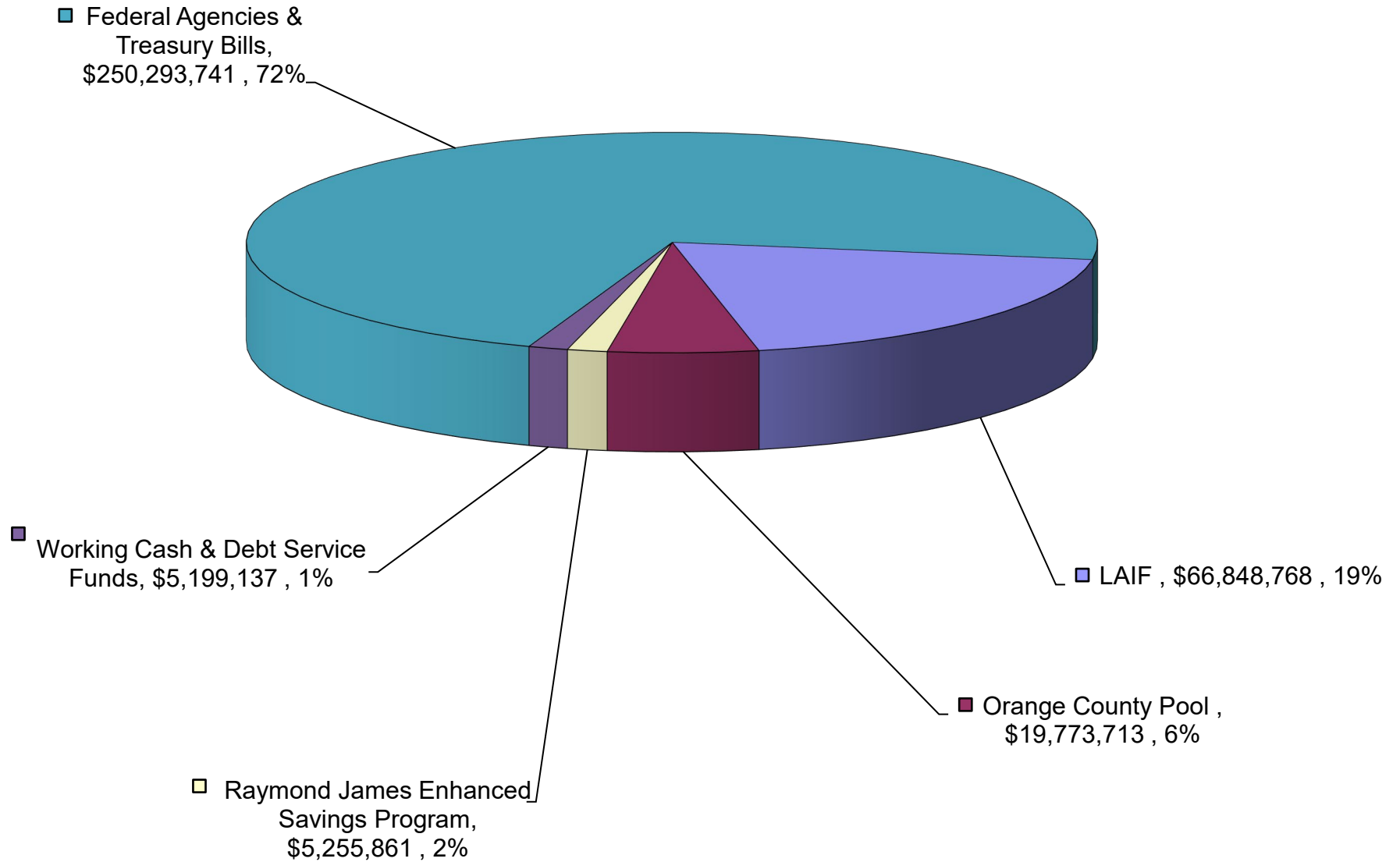
**Investment Revenue
FYTD**

Fair Market Value Adj.	
Unrestricted	1,196,834
Restricted	-
Investment Income	
Unrestricted	1,006,261
Restricted	66,865
Total per G/L	2,269,960

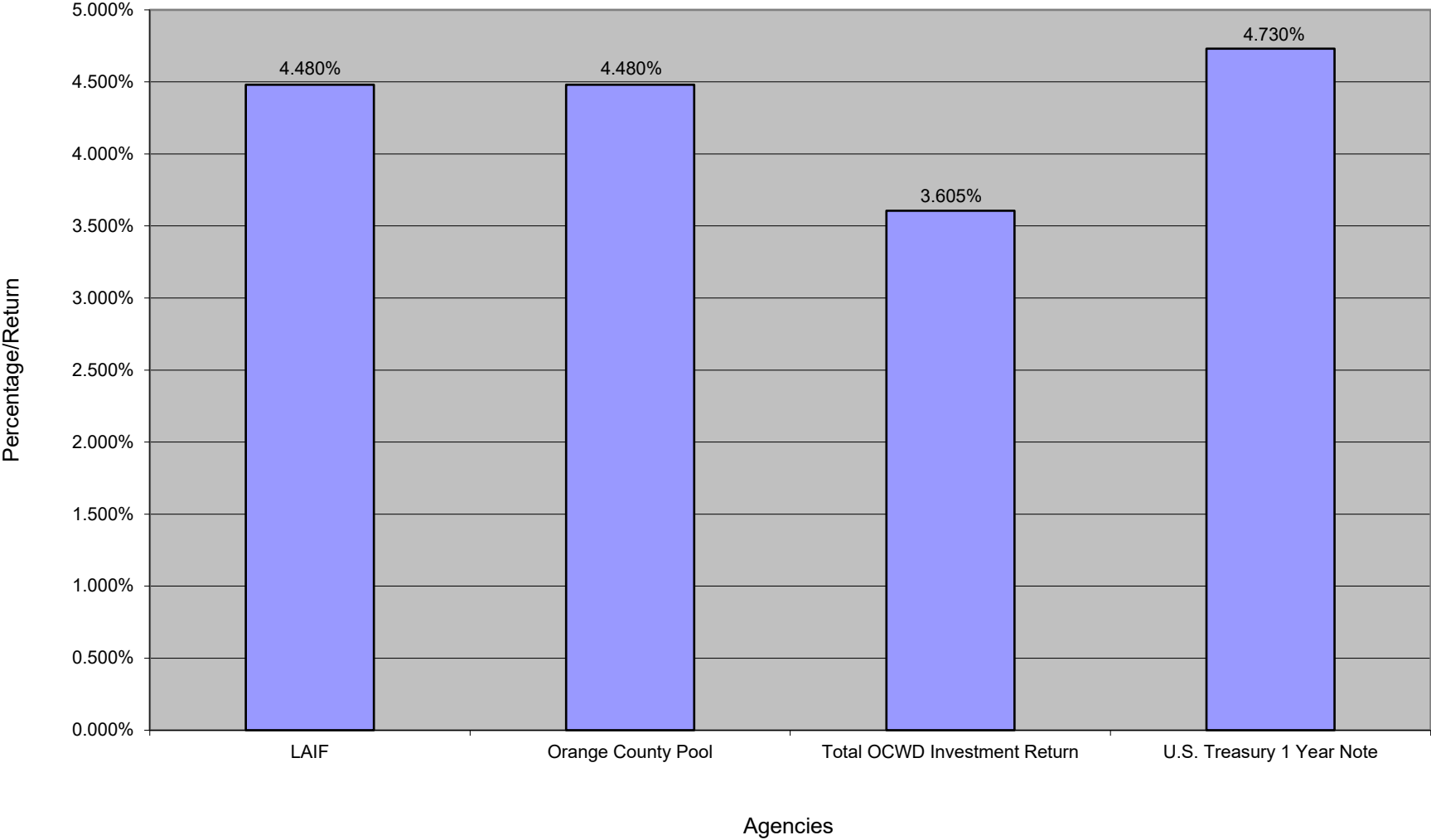
Total \$347,371,220

(1) Market value is as of the most recent quarter-end/month-end as reported by LAIF/OCIP/FCB. Security values are provided by Bloomberg Financial Markets and/or US Bank Investment Services.
Note: This Investment Summary Report is in conformity with OCWD's Investment Policy and provides sufficient liquidity to meet the next six months estimated expenditures.

OCWD - Investment Portfolio as of July 31, 2024

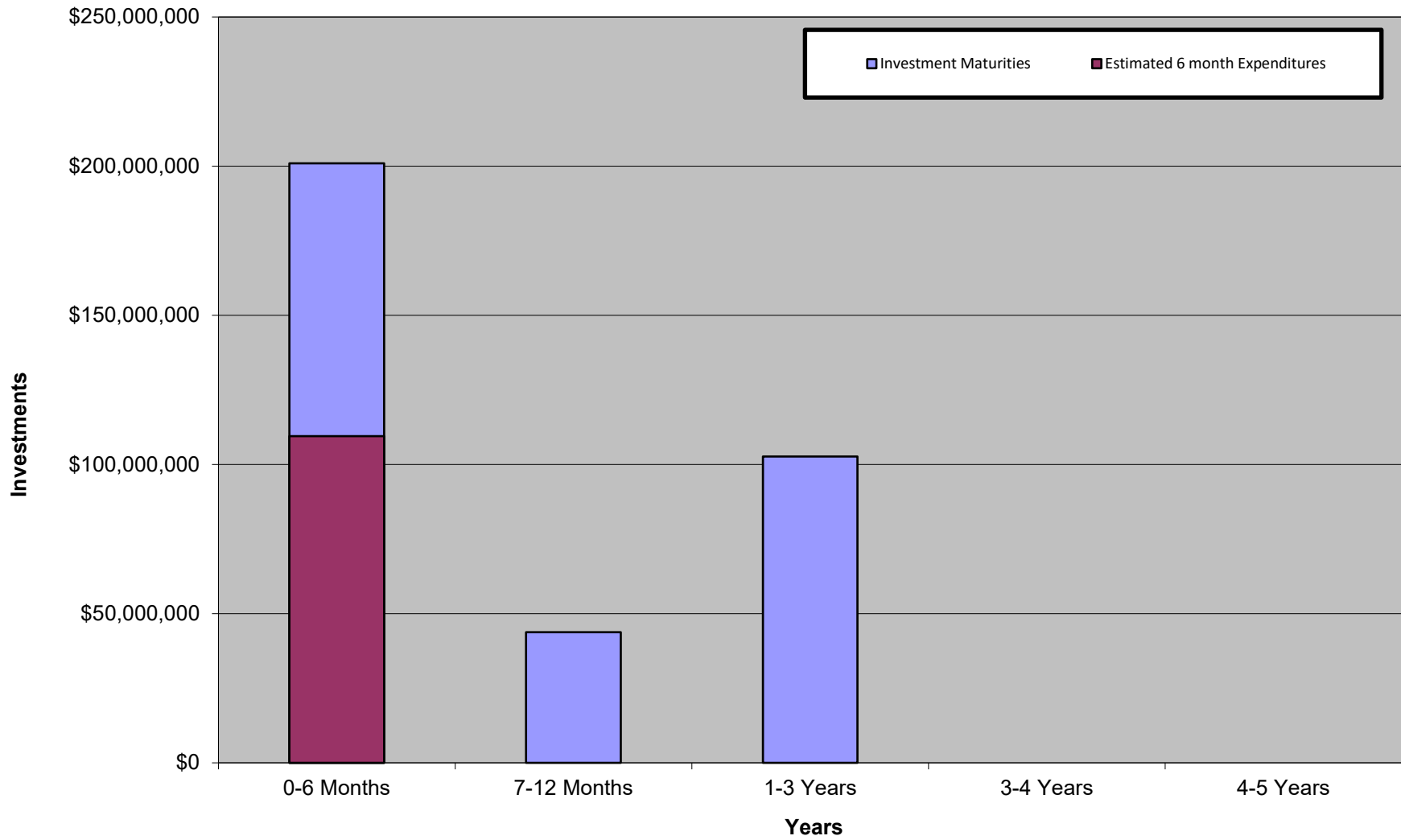


OCWD - Investment Return Comparision for the Month Ended 07/31/24



Note: Orange County Pool and LAIF rates are as of June 30, 2024.

**OCWD - Investment Maturities
as of July 31, 2024**



AGENDA ITEM SUBMITTAL

Meeting Date: August 15, 2024

Budgeted: Yes

To: Administration/Finance Issues Cte.
Board of Directors

Budgeted Amount: \$105,000 (Year 1)

Cost Estimate: \$81,944 (Year 1)

Funding Source: General Fund

From: John Kennedy

Program/ Line Item No. 1060.57011

General Counsel Approval: N/A

Staff Contact: M. Patel / B. Smith

Engineers/Feasibility Report: N/A

CEQA Compliance: N/A

**Subject: AWARD OF AGREEMENT TO NIEVES LANDSCAPE, INC. FOR
LANDSCAPE MAINTENANCE SERVICES AT WARNER BASIN AND
SANTIAGO BIKE TRAIL**

SUMMARY

The District is responsible for maintaining the landscapes and paths along the Warner Basin frontage and Santiago Basin bike trail. A Request for Proposals that combines the scope of work for both sites was advertised. Staff has evaluated the proposals and recommends award of the work to Nieves Landscape, Inc.

Attachment: Nieves Landscape, Inc. Proposal dated July 19, 2024

RECOMMENDATION

Agendize for August 21 Board meeting: Authorize issuance of an Agreement to Nieves Landscape, Inc. for a three (3) year term with an option to extend for an additional one (1) year with General Manager approval for a total amount not to exceed \$432,740 for landscape maintenance services at Warner Basin frontage and along the Santiago Basin bike trail.

BACKGROUND/ANALYSIS

The District's recharge operations group contracts landscape maintenance of two large and publicly prominent areas located in the cities of Anaheim and Orange. The maintenance is currently divided into two separate agreements which expire on July 31, 2024, for the Santiago Bike Trail (2 miles of parkway, see Figure 1) and October 31, 2024, for the Warner Basin Frontage (4-acres, see Figure 2). The landscapes consist of a combination of native/drought tolerant plants and trees. The scope of work is to care for and maintain landscape plants, groundcovers, pest management, and high efficiency irrigation systems. Weekly routine maintenance is necessary to maintain a good appearance and ensure the landscapes thrive in good health.

On June 24, 2024, the District released a Request for Proposal (RFP) for Landscape Maintenance Services to combine both project locations under a single agreement. The RFP was advertised on the District's website and sent to a list of landscape maintenance services firms. A mandatory pre-proposal meeting was held on July 10 to provide interested firms with an overview of the required services and a walk through of

the locations. The District received four (4) proposals which were evaluated by a selection committee consisting of three District staff. Proposals were evaluated based on responsibility, responsiveness, experience, understanding of the scope, and total cost that must comply with the Department of Industrial Relations (DIR) prevailing wage rates. The proposal submitted by Soltis and Company, Inc, was incomplete and is determined to be non-responsive. The other three proposals were responsive as they met the RFP submittal requirements. Table 1 summarizes the proposals and their evaluation results.

Figure 1: Santiago Basin Bike Trail



Figure 2: Warner Basin Frontage



Table 1: RFP Evaluation Summary

Rank	Vendor	Total Three-Year Price	Total Three-Year plus Optional One-Year Price
1	Nieves Landscape, Inc.	\$ 313,484	\$ 432,740
2	Mariposa Landscape, Inc.	\$ 301,087	\$ 416,995
3	Tropical Plaza Nursery, Inc.	\$ 418,051	\$ 580,438
-	Soltis and Company, Inc.	Non-Responsive	

Based on the results from the proposal evaluations, Nieves Landscape, Inc. was ranked as the highest firm. Nieves' proposal demonstrates relevant experience and understanding of the scope of services required within the RFP and provides the best overall value for services. Nieves is an established landscape maintenance services firm that has been in the business for over 38 years and has provided similar services to other public agencies across southern California such as the City of Fountain Valley, El Toro Water District, City of Lake Forest, and City of Temecula. Although the second ranked Mariposa price is slightly lower, Nieves provided lower extra work pricing. The District regularly uses this extra work arrangement to cover as-needed projects such as ground cover, mulch, shrub, and tree installation. The extra work services are budgeted separately each fiscal year. This past year, nearly \$40,000 was spent on extra work.

Staff recommends award of an Agreement to Nieves Landscape, Inc. for landscape maintenance services for the Santiago Bike Trail and Warner Basin Frontage for an amount not to exceed \$432,740 for three years with an option to renew for an additional year with General Manager approval under the same terms and conditions. The expense for this multi-year scope of services is included in the Recharge Operations department general fund budget each fiscal year. See Table 2 for an annual summary of the expenses. Note that year one is a partial year that will align the agreement terms with the District's fiscal year.

Table 2: Annual Proposed Nieves Expenses

Year	Warner Frontage	Santiago Trail	Total
1	\$ 46,824	\$ 35,120	\$ 81,944
2	\$ 71,640	\$ 42,984	\$ 114,624
3	\$ 73,068	\$ 43,848	\$ 116,916
4 (optional)	\$ 74,532	\$ 44,724	\$ 119,256
Total			\$ 432,740

PRIOR RELEVANT BOARD ACTION(S)

7/20/22, R22-7-96, Authorize issuance of Amendment No. 2 to Agreement No.1314, with Soltis and Company Inc., for an amount not to exceed 36,000 for an additional year for landscape services, with an option to renew for one year.

7/21/21, R21-7-111, Authorize issuance of Agreement with Soltis and Company Inc. for an amount not to exceed \$ 36,000 for an additional year for landscape services, with an option to renew for one year.


6/20/18, R18-6-65, Authorize issuance of Agreement with Soltis and Company, Inc., for an amount not to exceed \$ 36,000 per year for a three-year period for landscape services.

10/19/22 R22-10-146, Authorize issuance of Amendment No.3 to Agreement No.1258 to Soltis and Company, Inc., for landscape services at Warner Lake for a period of two years at a cost of \$54,043 per year.

10/ 21/20 R20-10-141 - Authorize issuance of Amendment No. 2 to Agreement No. 1258 to Soltis and Company, Inc., for landscape services at Warner Lake for a period of two years at \$ 54,043 per year.

10/17/18 R18-10-150 - Authorize Amendment No.1 to Agreement No.1258 to Soltis and Company, Inc., for landscape services at Warner Lake for a period of two years at 54,043 per year.

10/18/17 R17-10-138 - Authorize Agreement No.1258 to Soltis Landscape for landscape services at Warner Lake for a one- year period, with option to renew for a period of two years, for amount not to exceed \$ 54,043 per year.



SINCE 1933

PROPOSAL
For
LANDSCAPE MAINTENANCE SERVICES

Orange County Water District
Administration Office Building
Attn: Ashlie Valencia, Contracts Administrator
18700 Ward Street
Fountain Valley, CA 92708

Bid due no later than 2:00 PM on Wednesday, July 24, 2024



COVER LETTER

Orange County Water District
Administration Office Building
Attn: Ashlie Valencia, Contracts Administrator
18700 Ward Street
Fountain Valley, CA 92708

July 19, 2024

RE: RFP for Landscape Maintenance Services – Santiago Bike Trail & Warner Basin Frontage

Thank you for the opportunity to participate in the bidding process for the Landscape Maintenance Services – Santiago Bike Trail and Warner Basin Frontage for the Orange County Water District.

Nieves Landscape, Inc. is a full-service landscape maintenance company with an annual revenue of over 24 million dollars and in business for over 38 years. We have provided similar services to various governmental agencies/ districts/ cities/municipalities throughout Southern California. With a workforce of more than 325 workers, supervisors and qualified managers supervisors with extensive knowledge, and many years of experience, we can provide the district with landscape services unmatched by others.

We have thoroughly reviewed the site conditions, the specifications, the scope of work, and the sample landscape agreement. **Nieves Landscape, Inc.** is willing and able to sign and comply with the sample agreement. Our understanding of the work to perform is as follows:

- Provide all labor, tools, materials, supplies, fuel, vehicles, and equipment necessary to maintain various locations throughout the district in a manner of the highest landscape quality.
- All work to be performed by the specifications including all reports, schedules, disposal, hardscape care, proactively identifying and eliminating safety hazards, ground cover, shrubs, vines, inspections, fertilization per schedule, providing pest and weed control as needed, maintenance of drainage facilities, maintaining and repairing of the irrigation system as requested or required.

We aim to provide the most economical and professional results that OCWD, the residents in their service areas, visitors, and the district's employees can be pleased with.

Contact Info During Bidding Process:

Name: Joshua Cho

Phone: 714 936-8862

Email: jcho@nieveslandscape.com

Thank you,

Greg Nieves, President/ Secretary



TABLE OF CONTENTS

Title Page	0
Cover Letter	1
Table of Contents.....	2
Statement of Insurance Compliance	3
Evidence of Insurance	4
Contractor License and DIR Contractor Registration, Prevailing Wage Law Compliance	5
Experience and record of past performance	6
Price Proposal	7
Conflict of Interest	11
Addendum No. 1	12
Other information	21



STATEMENT of INSURANCE COMPLIANCE

Nieves Landscape, Inc. shall meet the insurance requirements that are listed in Section 10.7 within the RFP and in the Sample Agreement, which is attached in the RFP as Exhibit 'C'.

Nieves Landscape shall supply any insurance forms and associated documentation if awarded the Agreement.



CERTIFICATE OF LIABILITY INSURANCE

DATE (MM/DD/YYYY)

6/25/2024

THIS CERTIFICATE IS ISSUED AS A MATTER OF INFORMATION ONLY AND CONFERS NO RIGHTS UPON THE CERTIFICATE HOLDER. THIS CERTIFICATE DOES NOT AFFIRMATIVELY OR NEGATIVELY AMEND, EXTEND OR ALTER THE COVERAGE AFFORDED BY THE POLICIES BELOW. THIS CERTIFICATE OF INSURANCE DOES NOT CONSTITUTE A CONTRACT BETWEEN THE ISSUING INSURER(S), AUTHORIZED REPRESENTATIVE OR PRODUCER, AND THE CERTIFICATE HOLDER.

IMPORTANT: If the certificate holder is an ADDITIONAL INSURED, the policy(ies) must be endorsed. If SUBROGATION IS WAIVED, subject to the terms and conditions of the policy, certain policies may require an endorsement. A statement on this certificate does not confer rights to the certificate holder in lieu of such endorsement(s).

PRODUCER Valiant Insurance Agency, Inc. Lic. #0M04649 1913 E. 17th Street, Suite 210 Santa Ana CA 92705-3922	CONTACT NAME: Bertha Guerrero PHONE (A/C, No, Ext): (714) 243-4070 FAX (A/C, No): (626) 522-8211 E-MAIL ADDRESS: bguerrero@valiantins.com														
INSURED Nieves Landscape, Inc 1629 E. Edinger Avenue Santa Ana CA 92705	<table><tr><th>INSURER(S) AFFORDING COVERAGE</th><th>NAIC #</th></tr><tr><td>INSURER A: XL Insurance America, Inc</td><td>24554</td></tr><tr><td>INSURER B: Greenwich Insurance Company</td><td>22322</td></tr><tr><td>INSURER C: CompWest Ins. Co.</td><td>12177</td></tr><tr><td>INSURER D:</td><td></td></tr><tr><td>INSURER E:</td><td></td></tr><tr><td>INSURER F:</td><td></td></tr></table>	INSURER(S) AFFORDING COVERAGE	NAIC #	INSURER A: XL Insurance America, Inc	24554	INSURER B: Greenwich Insurance Company	22322	INSURER C: CompWest Ins. Co.	12177	INSURER D:		INSURER E:		INSURER F:	
INSURER(S) AFFORDING COVERAGE	NAIC #														
INSURER A: XL Insurance America, Inc	24554														
INSURER B: Greenwich Insurance Company	22322														
INSURER C: CompWest Ins. Co.	12177														
INSURER D:															
INSURER E:															
INSURER F:															

COVERAGES**CERTIFICATE NUMBER:** 24/25**REVISION NUMBER:**

THIS IS TO CERTIFY THAT THE POLICIES OF INSURANCE LISTED BELOW HAVE BEEN ISSUED TO THE INSURED NAMED ABOVE FOR THE POLICY PERIOD INDICATED. NOTWITHSTANDING ANY REQUIREMENT, TERM OR CONDITION OF ANY CONTRACT OR OTHER DOCUMENT WITH RESPECT TO WHICH THIS CERTIFICATE MAY BE ISSUED OR MAY PERTAIN, THE INSURANCE AFFORDED BY THE POLICIES DESCRIBED HEREIN IS SUBJECT TO ALL THE TERMS, EXCLUSIONS AND CONDITIONS OF SUCH POLICIES. LIMITS SHOWN MAY HAVE BEEN REDUCED BY PAID CLAIMS.

INSR LTR	TYPE OF INSURANCE	ADDL INSD	SUBR WVD	POLICY NUMBER	POLICY EFF (MM/DD/YYYY)	POLICY EXP (MM/DD/YYYY)	LIMITS
A	<input checked="" type="checkbox"/> COMMERCIAL GENERAL LIABILITY <input type="checkbox"/> CLAIMS-MADE <input checked="" type="checkbox"/> OCCUR <input checked="" type="checkbox"/> Deductible - \$5,000 <input checked="" type="checkbox"/> Pollution Liab-\$1,000,000 GEN'L AGGREGATE LIMIT APPLIES PER: <input type="checkbox"/> POLICY <input checked="" type="checkbox"/> PRO-JECT <input type="checkbox"/> LOC OTHER:			NGL100297104	2/22/2024	2/22/2025	EACH OCCURRENCE \$ 1,000,000 DAMAGE TO RENTED PREMISES (Ea occurrence) \$ 100,000 MED EXP (Any one person) \$ 5,000 PERSONAL & ADV INJURY \$ 1,000,000 GENERAL AGGREGATE \$ 2,000,000 PRODUCTS - COMP/OP AGG \$ 2,000,000 Employee Benefits \$ 1,000,000
B	AUTOMOBILE LIABILITY <input checked="" type="checkbox"/> ANY AUTO <input type="checkbox"/> ALL OWNED AUTOS <input type="checkbox"/> SCHEDULED AUTOS <input checked="" type="checkbox"/> HIRED AUTOS <input checked="" type="checkbox"/> NON-OWNED AUTOS			NBA100447603	2/22/2024	2/22/2025	COMBINED SINGLE LIMIT (Ea accident) \$ 1,000,000 BODILY INJURY (Per person) \$ BODILY INJURY (Per accident) \$ PROPERTY DAMAGE (Per accident) \$ Medical payments \$ 5,000
B	<input checked="" type="checkbox"/> UMBRELLA LIAB <input checked="" type="checkbox"/> OCCUR <input type="checkbox"/> EXCESS LIAB <input type="checkbox"/> CLAIMS-MADE <input type="checkbox"/> DED <input type="checkbox"/> RETENTION \$			NEC600605204	2/22/2024	2/22/2025	EACH OCCURRENCE \$ 4,000,000 AGGREGATE \$ 4,000,000
C	WORKERS COMPENSATION AND EMPLOYERS' LIABILITY ANY PROPRIETOR/PARTNER/EXECUTIVE OFFICER/MEMBER EXCLUDED? (Mandatory in NH) If yes, describe under DESCRIPTION OF OPERATIONS below	Y/N	N/A	CWCP10003773603	4/8/2024	4/8/2025	<input checked="" type="checkbox"/> PER STATUTE <input type="checkbox"/> OTH-ER E.L. EACH ACCIDENT \$ 1,000,000 E.L. DISEASE - EA EMPLOYEE \$ 1,000,000 E.L. DISEASE - POLICY LIMIT \$ 1,000,000

DESCRIPTION OF OPERATIONS / LOCATIONS / VEHICLES (ACORD 101, Additional Remarks Schedule, may be attached if more space is required)

Evidence of Insurance

CERTIFICATE HOLDER**CANCELLATION**

Evidence of Insurance	SHOULD ANY OF THE ABOVE DESCRIBED POLICIES BE CANCELLED BEFORE THE EXPIRATION DATE THEREOF, NOTICE WILL BE DELIVERED IN ACCORDANCE WITH THE POLICY PROVISIONS.
	AUTHORIZED REPRESENTATIVE 4 Kevin Markel/KEVIN

© 1988-2014 ACORD CORPORATION. All rights reserved.



CONTRACTOR LICENSE and DIR CONTRACTOR REGISTRATION,
PREVAILING WAGE LAWS COMPLIANCE



DIR REGISTRATION NUMBER: 1000012716

Exp. 6/30/2025

Nieves Landscape, Inc., shall abide by all applicable Prevailing Wage Laws and agree to comply with all such laws applicable.



EXPERIENCE and RECORD of PAST PERFORMANCE

City of Lake Forest

City Medians, Parkways, Slopes & Passive Parks Maintenance Contract

Started: 2023 to current

Complete landscape & irrigation maintenance of city medians, parkways, slopes & passive parks.

Annual Contract Amount: \$1,930,000.00+/ yr

Contact: Michael McConaha

Email: mmcconaha@lakeforest.gov

Phone: 949-461-3575

City of Mission Viejo

Citywide Landscape Maintenance Contract

Started: 2019 to current

Complete citywide landscape & irrigation maintenance of city facilities, medians, parkways, slopes, parks and sports parks.

Annual Contract Amount: \$4,100,000.00+/ yr

Contact: Jerry Hill

Email: jhill@cityofmissionviejo.org

Phone: 949-470-3085

City of Temecula

Citywide Landscape Maintenance Contract

Started: 2021 To current

Complete citywide landscape & irrigation maintenance of city facilities, medians, parkways, slopes, parks and sports parks.

Annual Contract Amount: \$2,800,000.00+/ yr

Contact: Stacy Fox

Email: stacy.fox@temecula.gov

Phone: 951-308-6306

CURRENT LIST OF PUBLIC AGENCIES

City of Aliso Viejo

City of Fountain Valley

City of Lake Forest

City of Orange

City of Temecula

El Toro Water District

City of Brea

City of Huntington Beach

City of Mission Viejo

City of San Dimas

City of Yorba Linda

PAST LIST OF PUBLIC AGENCIES (within last 5 years)

City of Laguna Hills

City of Laguna Niguel

ATTACHMENT A-1

Exhibit A-4 Price Sheet

Exhibit A-4 Price Sheet

Company Name:	Nieves Landscape, Inc.
California DIR Registration Number:	1000012716
Expiration Date:	6/30/2025
Contractor License Number:	674709
Expiration Date:	7/31/2025

Scope of Work	Proposal Cost – Monthly Rate				
	Year 1 (September 2024 – October 2024)	Year 1 (November 2024- June 2025)	Year 2	Year 3	Year 4 (Optional Year)
Warner Basin (Anaheim)	NA	\$ 5,853.00	\$ 5,970.00	\$ 6,089.00	\$ 6,211.00
Santiago Bike Trail (Orange)	\$ 3,512.00	\$ 3,512.00	\$ 3,582.00	\$ 3,654.00	\$ 3,727.00
Total Monthly Cost for Anaheim & Orange Locations	\$ 3,512.00	\$ 9,365.00	\$ 9,552.00	\$ 9,743.00	\$ 9,938.00

Warner Location Agreement Year	Total Cost per Year
Year 1 (November 2024 – June 2025)	\$ 46,824.00
Year 2 (July 2025 – June 2026)	\$ 71,640.00
Year 3 (July 2026 – June 2027)	\$ 73,068.00
Year 4 (July 2027 – June 2028) Optional	\$ 74,532.00

Santiago Location Agreement Year	Total Cost per Year
Year 1 (September 2024 – June 2025)	\$ 35,120.00
Year 2 (July 2025 – June 2026)	\$ 42,984.00
Year 3 (July 2026 – June 2027)	\$ 43,848.00
Year 4 (July 2027 – June 2028) Optional	\$ 44,724.00

Total Proposed Amount for Three (3) Years for both project locations:

\$ 313,484.00 _____

Dollar amount in words: Three hundred thirteen thousand four hundred eighty-four dollars

Total Proposed Amount for Four (4) Years for both project locations:

\$ 432,740.00 _____

Dollar amount in words: Four hundred thirty-two thousand seven hundred forty dollars

Rates for Extra Work, for as-needed services	Labor Hourly Rate
Maintenance Laborer:	\$42.00
Maintenance Foreman:	\$58.00
Irrigation Tech:	\$70.00

Extra Work Material Cost (Installed)	Proposed Cost
Mulch 0-2" Premium Forest Floor (cubic yard)	\$ 85.00/ CY
Labor Only for Mulch Install	\$ 42.00/ CY
Ground Cover	\$ 42.00/ Flat
1 Gallon Shrubs	\$ 18.00/ Ea
5 Gallon Shrubs	\$ 45.00/ Ea
15 Gallon Shrubs	\$ 112.00/ Ea
15 Gallon Tree (Double Staked & Tied)	\$ 168.00/ Ea



CONFLICT of INTEREST

Nieves Landscape, Inc., its employees and/ or any firms employed by or associated does not have any known conflict of interest with Orange County Water District.

Nieves Landscape shall make all efforts to prevent any actions or conditions that could result in a conflict of interest with OCWD, its employees or agents.

If a potential conflict of interest is identified in any form, Nieves Landscape shall notify OCWD immediately.



**ORANGE COUNTY WATER DISTRICT
18700 Ward Street
Fountain Valley, California 92708**

**ADDENDUM NO. 1
FOR
REQUEST FOR PROPOSALS (RFP)
LANDSCAPING SERVICES**

This addendum serves as written notice of the following corrections, clarifications, additions and/or deletions to any and all copies of the Request for Proposals for Landscaping Services for OCWD.

The proposer shall execute the certification at the end of this addendum and shall attach it to the proposal submitted.

-
1. **Exhibit A-4 Price Sheet**
 - a. Please refer to Attachment A-1 of this Addendum No.1 for an update to the Exhibit A-4 Price Sheet.
 2. **Q&A Table**
 - a. Please refer to Attachment A-2 of this Addendum No.1 for the QA Table.

ATTACHMENT A-1

Exhibit A-4 Price Sheet

Exhibit A-4 Price Sheet

Company Name:	
California DIR Registration Number:	
Expiration Date:	
Contractor License Number:	
Expiration Date:	

Scope of Work	Proposal Cost – Monthly Rate				
	Year 1 (September 2024 – October 2024)	Year 1 (November 2024- June 2025)	Year 2	Year 3	Year 4 (Optional Year)
Warner Basin (Anaheim)	NA	\$	\$	\$	\$
Santiago Bike Trail (Orange)	\$	\$	\$	\$	\$
Total Monthly Cost for Anaheim & Orange Locations	\$	\$	\$	\$	\$

Warner Location Agreement Year	Total Cost per Year
Year 1 (November 2024 – June 2025)	\$
Year 2 (July 2025 – June 2026)	\$
Year 3 (July 2026 – June 2027)	\$
Year 4 (July 2027 – June 2028) Optional	\$

Santiago Location Agreement Year	Total Cost per Year
Year 1 (September 2024 – June 2025)	\$
Year 2 (July 2025 – June 2026)	\$
Year 3 (July 2026 – June 2027)	\$
Year 4 (July 2027 – June 2028) Optional	\$

Total Proposed Amount for Three (3) Years for both project locations:

\$ _____

Dollar amount in words:

Total Proposed Amount for Four (4) Years for both project locations:

\$ _____

Dollar amount in words:

Rates for Extra Work, for as-needed services	Labor Hourly Rate
Maintenance Laborer:	
Maintenance Foreman:	
Irrigation Tech:	

Extra Work Material Cost (Installed)	Proposed Cost
Mulch 0-2" Premium Forest Floor (cubic yard)	\$
Labor Only for Mulch Install	\$
Ground Cover	\$
1 Gallon Shrubs	\$
5 Gallon Shrubs	\$
15 Gallon Shrubs	\$
15 Gallon Tree (Double Staked & Tied)	\$

ATTACHMENT A-2

Q & A Table

No.	QUESTIONS	ANSWERS
1	Who is the current contractor?	Soltis Landscape
2	What is the current monthly contract amount?	\$3,000 at Santiago Basin and \$4,503.60 at Warner Basin per month.
3	How much has been spent in extra/additional work for this contract in the past year?	For Warner Basin the amount per year for extra work was \$11,937.5. For Santiago Bike Trail the amount per year for extra work was \$14,852.
4	Are there any new or deleted areas or line items to this contract in comparison to the previous contract?	No new added areas to the scope from the previous contract.
5	Will the contractor be required to use electric equipment for this contract?	Yes there are no outlets in the work areas as mentioned in the job-walk.
6	Will the city provide fertilizer for this contract?	No. The vendor is responsible for providing all materials including fertilizer to maintain the landscapes.
7	How much fertilizer will be required to be put on this contract?	As needed to maintain healthy landscapes. Vendor should use their best judgment as to when the plant material requires it.
8	Will OCWD provide a place for the contractor to dump green waste or litter?	No. The vendor is responsible for disposing offsite all waste collected during service days. Vendor should take into consideration these expenses into the bid.
9	Is the use of glyphosate products prohibited?	Not by outside service providers
10	Who is the current contractor for this contract?	Soltis Landscape
11	What is the current monthly contract amount?	\$3,000 at Santiago Basin and \$4,503.60 at Warner Basin per month.
12	Was the previous contractor awarded all options?	Yes, Soltis was awarded for both locations.
13	Are there any changes in the current scope of work and the last time it was out for bid that we need to focus on?	The only change from the previous scope of work is at Warner Basin. Monthly irrigation inspections were not detailed in the previous scope of work.
14	How many trees will require pruning annually?	As detailed in the scope of work, trees over 12 ft. in height only require clearance pruning. All trees in both locations are over 12 ft. in height.
15	What pesticides are currently being used on Warner / Santiago?	Round Up Pro Max, Certainly, Talstar and Mathion are being used in both locations.
16	Regarding unhouse activity - will the contractor be required to clean up debris left by any unhouse on the perimeter of the scoped area?	Any debris left behind by an unhouse person is required to be picked up by the vendor unless it exceeds what would typically fit in a 10 gallon trash can. Large quantities of illegal dumping can be discussed with a District Representative regarding cleanup options.
17	May the city please provide of approved chemicals that can be used for this contract?	There is no preference on which pesticides the vendor should use as long as they are safe and approved for general use around landscapes.
18	Who is the current contractor?	Soltis Landscape
19	What is the current monthly base amount?	\$3,000 at Santiago Basin and \$4,503.60 at Warner Basin per month.
20	Will the initial 3 year term be fixed price for the duration or annual wage be negotiable?	Please include your wage rate each year in the bid sheet. This should be a fixed price.

No.	QUESTIONS	ANSWERS
21	Would you please let me know the prior annual award for this service contract?	Soltis Landscape
22	Would you please confirm the correct pre-bid meeting information?	Pre-Bid meeting was on July 10 at 10am starting at Warner Nasin located at 4060 E. La Palma Ave., Anaheim, CA 92807.
23	Would you please let me know Is there a checklist of required documents for submission?	There is no checklist of required documents for submission
24	My employee was at the walkthrough andt he used his information to sign in, will we still be able to submit a bid? (he is my employee) or does that disqualify us?	Your firm can submit a proposal as long as a representative from your firm attended the mandatory pre-proposal meeting.

END OF ADDENDUM

MANDATORY FORM

ACKNOWLEDGE RECEIPT OF ADDENDUM NO. 1

**Request for Proposal (RFP)
LANDSCAPING SERVICES SERVICES**

7/19/2024

Proposer shall acknowledge receipt of this addendum by detaching, signing and attaching to his/her proposal, one (1) copy of this sheet.


I, Greg Nieves, Nieves Landscape, Inc.

Name of Proposer, Company Name

1629 E. Edinger Ave., Santa Ana, CA 92705

Address, City, State, Zip

Hereby acknowledge receipt of Addendum No. 1 to the **Request for Proposal (RFP) Landscaping Services** and have considered these revisions in the preparation of my proposal. This addendum, consisting of this acknowledgement, shall become a part of any contract made pursuant thereto.


Proposer's Signature

Greg Nieves, President

Printed Proposer's Name

7/19/2024

Date



APPROACH/ WORK PLAN:

Pre-job start:

Before the project start date, Nieves will conduct a team meeting to review in the specification requirements, inspect the project areas, and begin to document any landscape and irrigation issues and address them to the satisfaction of the district representative.

Labor Force & Equipment:

Upon notice of intent to award, Nieves will make any necessary adjustments per the specifications. The crew assigned will be a combination of seasoned crew member(s) and potential new hires to meet any staffing requirements. As with all our employees, they will receive appropriate training and orientation to meet our standards.

Schedules:

Before the start of the contract, Nieves will generate a detailed monthly and annual schedule for review and approval.

Yard Location:

Nieves Landscape's main yard and corporate office are located in the City of Santa Ana. If Nieves Landscape is the successful bidder, we will dispatch our crews from our Santa Ana yard located approximately 10 miles from the Warner Basin.

Quality Control:

The project supervisor will be the main contact with the district's representative(s) along with the foreman for the job and also the principal individuals to conduct quality control and customer service. In addition, the Operations Supervisor, other Managers, and even the President of the company will perform the necessary quality control to make sure the job is being performed at the standard set for Nieves Landscape.

Work Plan:

All crew(s) assigned to this contract will be dispatched and will arrive at the locations/ areas within the district's sites on the day(s) as scheduled or specified (per the specifications of the district).

General policing and routine tasks including trash/ litter and visual inspections will be performed by the regular crew/ worker(s) assigned along with other Nieves staff designated to this contract.

Trimming/ pruning tasks of shrubs, vines, ground cover areas, and trees (as specified) are to be performed by assigned crew(s). This also includes any seasonal or less-than-frequent duties, including fertilization and any renovation. Additional manpower will be assigned as necessary. Any tree tasks outside of the specification can be performed on a proposal basis.

All irrigation system inspections, adjustments, and repairs are to be performed by Nieves' irrigation technician assigned to this contract.



Seasonal/ specialty or less frequent tasks shall be performed by both the on-site workers and/or other Nieves crews)/staff.

All the above work shall be scheduled/ managed and monitored by the supervisor designated for this contract.

The supervisor assigned will be the main contact with the city and will also be the primary person responsible for quality control along with any and the foremen assigned. The operations manager will be the first alternate Nieves representative and shall perform any necessary duties as specified.

At the beginning of the contract, Nieves Landscape shall provide the district with the contract/ emergency contact list with all of Nieves Landscape's representatives associated with this contract.

Any adjustments or changes to the primary staffing after the award of the contract shall be submitted to the district's representative for approval.



PROJECT CONTROLS/ QUALITY CONTROL PLAN:

Our understanding of the work to be performed is as follows:

- To provide the Supervision, Labor equipment, and materials necessary to maintain all areas in a manner of the highest landscape quality.
- Including all schedules before the commencement of the following week's work, trash collection, cleaning of pathways, and proactively identifying and eliminating safety hazards. Maintaining ground cover, shrubs, vines, and trees. Proper fertilization, disposal of trash and recyclables to proper facilities, providing pest and weed control (if applicable) and monitoring irrigation system.

Our supervisor will walk/ inspect the entire job continuously to keep the quality that Nieves Landscape, Inc. requires. We as a team will discuss any areas of concern. These areas will be walked with the inspector to determine the best solution for the situation. We will comply with the scope of work by providing schedules of work to come.

Punch lists are created by us and completed then sent via e-mail to the inspector so everyone understands the progress achieved.

Nieves Landscape believes that we are the best-qualified firm for the services requested. That is a proven statement that can be supported with other contracts of similar work that we have listed on our reference sheet. These inspectors/clients will confirm satisfaction regarding our level of proactive commitment to each responsibility set forth.

From the owner's hands-on approach to the length of our existing long-term accounts and employees, we take pride in our work and it shows.

CORRECTING DEFICIENCIES:

Governmental agency contracts ultimately have numerous "customers", the agency's representatives/officials, residents, and the general public. With so many customers, Nieves will do our utmost best to keep everyone satisfied with our work. But at times we know that there will be complaints and dissatisfactions reported. Nieves will address and remedy the issues and or the problems as follows:

- Address/ identity issue(s) or problem(s)
- Communicate with city representative with findings and plan of action
- Take corrective measures and address the issue(s)
- Follow up with city representative of corrective measures taken (via phone call, email, and/ or site visit)

Nieves will take all measures necessary to complete the project. If necessary, additional crew(s), equipment(s), or material(s) needed will be brought in to meet any requirements at no additional cost to the customer.



CUSTOMER SERVICE PROGRAM:

Nieves Landscape believes that customer service is one of the key aspects of our success. We are committed to customer satisfaction and we will go to great lengths to satisfy our customers. The district representatives will have a contact list with cell phone numbers of managers and supervisors for any emergency that may arise 24 hours a day, 7 days a week.

Our office is open from 6:00 am to 4:30 pm Monday through Friday. With 24-hour answering service for after-hours, weekends & holidays, with an on-call staff to address any issues.

Nieves believes in building long-term relationships with our customers. For the relationship to endure we must provide good communications and excellent service. The communications will begin at the start of the contract with a kickoff meeting to discuss any issues, concerns, and expectations. During the contract, the communications will continue regularly to ensure that the work is being performed to the city's satisfaction.

If any issues arise, the Supervisor, the Operations Supervisors, and/or the Operations Manager will take any necessary action to remedy the issue.

Our goal is to keep our customers satisfied to develop and sustain a mutually beneficial long-term relationship.



SAFETY/ TRAINING PROGRAM:

Nieves Landscape is committed to creating a safety culture that encourages workers to establish safe habits, emphasizing the importance of safety and not taking risks or shortcuts. Providing safety training to employees to improve their knowledge and awareness of workplace hazards to help them perform their work more efficiently and safely. Our training module provided in language workers understand includes and is not limited to:

- Documented Tailgate meeting
- Roadway Safety and Driver Training
- Heat & Illness Prevention Training
- Injury and Illness Prevention Program
- First Aid Training
- Proper use and maintenance of equipment and tools
- Regular Inspections of Personal protective equipment (PPE) such as safety glasses, boots, gloves, high-visibly vests, and hearing protection.
- Emergency Action Plan
- Code of Safe Practices
- Fire Protection and Prevention
- Hazard Assessments and Safety Data Sheets
- Pesticide Training
- Noise Exposure and Hearing Protection
- Fall Protection
- Accident Investigation Program
- Near miss Accident Investigation
- Monthly Safety Training as well as Owner Participation

Most accidents can be prevented by recognizing and controlling hazards in advance as well as training employees on safe work practices and effective use of personal protective equipment.

AGENDA ITEM SUBMITTAL

Meeting Date: August 15, 2024

To: Administration/Finance Issues Cte.
Board of Directors

From: John Kennedy

Staff Contact: M. Patel/M. Wu

Budgeted: Yes

Budgeted Amount: \$750,000

Cost Estimate: \$265,259

Funding Source: General Fund

Program/Line Item No.: 1050.57038.9922

General Counsel Approval: N/A

Engineers/Feasibility Report: N/A

CEQA Compliance: N/A

Subject: ULTRAVIOLET LIGHT (UV) EQUIPMENT SUPPLY

SUMMARY

The District previously selected Trojan Technologies for the UV system for the Groundwater Replenishment System. Trojan Technologies was selected from four pre-qualified equipment manufacturers to supply the equipment for the permanent UV system. Staff recommends purchasing UV lamps for restocking inventory.

Attachment: Proposals for purchase of UV lamps dated July 5th, 2024, in the total amount of \$265,259. (Freight is \$1,830 and is included in this quote.)

RECOMMENDATION

Agendize for August 21 Board meeting: Authorize issuance of Purchase Order to Trojan Technologies Group ULC for the purchase of 1,080 UV lamps in the amount of \$265,259, including freight.

BACKGROUND/ANALYSIS

In 2002, the Board of Directors for OCWD and OCSD authorized OCWD to award a pre-selection agreement to Trojan Technologies for the manufacture of ultraviolet light equipment for the Groundwater Replenishment System. The basis of pre-selection is the lowest present worth life-cycle cost. This type of present worth analysis includes all capital as well as O&M costs over the 25-year period chosen for the analysis.

Requests for Proposals were issued to four pre-qualified UV equipment manufacturers. Two responses were received, one of which was Trojan. Trojan had the lowest calculated present worth life cycle cost and the lowest capital cost of the UV equipment for their UVPHox system. Trojan has been supplying the UV lamps for the Groundwater Replenishment System since the system was first put online in 2008. The lamps are now purchased directly through Trojan. Purchasing UV lamps from other manufacturers is prohibited per the Pre-Selection Agreement approved in 2002. In addition, Regional Water Quality Control Board operating permit for GWRS was based upon the use of UV lamps supplied by Trojan Technologies. The GWRS UVPHox

system pathogen removal credits granted by the Division of Drinking Water were validated and approved based on the use of Trojan-supplied UV lamps. The use of another manufacturer's UV lamp would require at a minimum a re-validation of the UVPhox system and a possible operating permit amendment. In addition, minimum required contaminant removals are guaranteed by Trojan with use of Trojan-supplied UV lamps.

The budget for procurement of UV lamps is \$750,000. Due to the importance of having sufficient UV lamps, staff recommends replenishing the inventory stock with an extra order of lamps, or approval to purchase 1,080 lamps at this time. Staff will be coming back to the board as needed during the fiscal year to approve additional purchases each time lamp inventory requires replenishment.

PRIOR RELEVANT BOARD ACTION(S)

08/16/2023 R23-8-113; Authorize issuance of Purchase Order to Trojan Technologies Group for the purchase of 2,160 UV lamps in the amount of \$517,068 including freight.

10/19/2022 R22-10-148; Authorize issuance of Purchase Order to Trojan Technologies Group for the purchase of 2,160 UV lamps in the amount of \$490,500 including freight.

08/17/2022 R22-8-112; Authorize issuance of Purchase Order to Trojan Technologies Group for the purchase of 1,320 UV lamps in the amount of \$301,265 including freight.

03/16/2022 R22-3-27; Authorize issuance of Purchase Order to Trojan UV for the purchase of 1,080 UV lamps in the amount of \$243,380, not including freight.

01/20/2021 R21-1-7; Authorize issuance of Purchase Order to DC Frost Associates for the purchase of 1,080 UV lamps in the amount of \$214,133.

09/16/2020 R20-9-126; Authorize issuance of Purchase Order to DC Frost Associates for the purchase of 1080 UV lamps in the amount of \$209,500.

02/19/2020 R20-2-24; Authorizing Purchase Order to DC Frost Associates for the purchase of 1,080 UV lamps in the amount of \$209,382.

08/21/2019 R19-8-126; Authorize issuance of Purchase Order to DC Frost Associates for the purchase of 1080 UV lamps in the amount of \$209,382

03/20/2019 R19-3-50; Authorize issuance of Purchase Order to Trojan Technologies, Inc., for the purchase of 1080 UV lamps in the amount of \$208,381.

09/19/18 R18-9-127; Authorize issuance of Purchase Order to Trojan Technologies, Inc., for the purchase of 1080 UV lamps in the amount of \$204,519.



TROJAN TECHNOLOGIES
3020 GORE ROAD
LONDON, ON N5V 4T7
CANADA
T. 519-457-3400
www.trojantechnologies.com

QUOTATION

QO0013461

Sold to
ORANGE COUNTY WATER DISTRICT
18700 WARD STREET
PO BOX 20845
Fountain Valley CA 92708-6930
UNITED STATES

Ship to
ORANGE COUNTY WATER DISTRICT
18700 WARD STREET
Fountain Valley CA 92708-6930
UNITED STATES

Customer Service Contact : tuvcustomerservice@trojantechnologies.com

Payment Terms : 0% / 00 / 30 net
Delivery Terms : DELIVERED DUTY PAID
Carrier/LSP :

Internal Sales Rep : Heather Conine
Customer No. : 100003561
Reference :
Quote Date : 07-05-2024
Quote Expiry Date : 08-31-2024

Delivery Hours: 7:00am to 3:00pm M-F

Bobby Velasco
(714) 378-3274
rvelasco@ocwd.com

Purchasing Agent :22368
Velasco, Robert

Line	Project Item Description	Quantity	Price Discount %	Unit Net Price Net Amount	Tax Rate Tax Amount	Amount
10	302509 LAMP P, GA64T6L AMALGAM	1,080.00	224.29/ EA	224.29 242,233.20	8.75% 21195.41	263,428.61
20	FREIGHT AT COST FREIGHT AT COST Freight id 8711	1.00	1,830.80/ EA	1,830.80 1,830.80	0.00% 0.00	1,830.80
		Goods Costs	242,233.20 1,830.80	Discount Subtotal	0.00 244,064.00	Tax Amount 21,195.41
						Total USD 265,259.41



TROJAN TECHNOLOGIES
3020 GORE ROAD
LONDON, ON N5V 4T7
CANADA
T. 519-457-3400
www.trojantechnologies.com

QUOTATION

QO0013461



TROJAN TECHNOLOGIES
3020 GORE ROAD
LONDON, ON N5V 4T7
CANADA
T. 519-457-3400
www.trojantechnologies.com

QUOTATION
QO0013461

Terms and Conditions

All purchases of Trojan products and/or services are expressly and without limitation subject to Trojan's Terms and Conditions of Sale ("Trojan" or "SELLER"), incorporated herein by reference and published on Trojan's website <https://www.trojantechnologies.com/sales-terms-conditions/>

Trojan TCS are incorporated by reference into each of Trojan's offers or quotations, order acknowledgments, and invoice and shipping documents. The first of the following acts shall constitute an acceptance of Trojan's offer and not a counteroffer and shall create a contract of sale ("Contract") in accordance with the Trojan TCS, subject to Trojan's final credit approval: (i) Buyer's issuance of a purchase order document against Trojan's offer or quotation; (ii) Trojan's acknowledgement of Buyer's order; or (iii) commencement of any performance by Trojan in response to Buyer's order. Provisions contained in Buyer's purchase documents that materially alter, add to or subtract from the provisions of the Trojan's TCS shall be null and void and not considered part of the Contract.

www.trojantechnologies.com/sales-terms-conditions



AGENDA ITEM SUBMITTAL

Meeting Date: August 15, 2024

To: Administration/Finance Issues Cte.
Board of Directors

From: John Kennedy

Staff Contact: S. Dosier

Budgeted: Yes

Budgeted Amount: \$39,500

Cost Estimate: \$48,100

Funding Source: General Fund

Program/Line Item No. 1010.53001

General Counsel Approval: N/A

Engineers/Feasibility Report: N/A

CEQA Compliance: N/A

**Subject: AMENDMENT NO.1 TO AGREEMENT WITH LILLESTRAND
LEADERSHIP CONSULTING FOR ADDITIONAL STAFF LEADERSHIP
DEVELOPMENT**

SUMMARY

The District has utilized Lillestrand Leadership Consulting (LLC) since 2011 to assist in developing the skills of new and existing supervisors. Staff recommends adding scope and budget to LLCs current agreement with the District for one additional employee to join the recently approved FY24-25 program. This training helps these individuals focus on identifying and developing the practices they need to optimize their management skills and contribution to the organization.

Attachment: Revised Lillestrand Leadership Consulting proposal, dated August 6, 2024

RECOMMENDATION

Agendize for August 21 Board meeting: Authorize Issuance of Amendment No.1 to Agreement No.1611 with Lillestrand Leadership Consulting for an amount not to exceed \$8,100.

BACKGROUND/ANALYSIS

The District has previously utilized Loren Lillestrand Consulting's (LLC) services to provide staff members with coaching, leadership, and management training. His services have been very useful and beneficial in each endeavor, and he possesses a keen insight of the District and its activities.

In June 2024, the Board approved an agreement with LLC for FY24-25 to provide initial individual leadership consulting for six employees who are at the mid-management or supervisory level to help them improve their leadership skills. Due to an administrative oversight, one previously identified employee for the FY24-25 program was inadvertently left out of LLC's original scope of work and budget. As such, staff recommends augmenting the scope and adding \$8,100 to LLC current agreement via an amendment to incorporate the seventh employee into the program.

Executive management continues to believe that this training will be very beneficial to the participating employees, which in turn will directly benefit the District.

PRIOR RELEVANT BOARD ACTION(S)

June 19, 2024, R24-6-71– Authorize agreement to Lillestrand Leadership Consulting for an amount not to exceed \$40,000 for staff leadership development

June 21, 2023, R23-6-81 – Authorize agreement to Lillestrand Leadership Consulting for an amount not to exceed \$40,000 for staff leadership development

June 15, 2022, R22-6-81 – Authorize agreement to Lillestrand Leadership Consulting for an amount not to exceed \$39,500 for staff leadership development

June 16, 2021, R21-6-96 - Authorize agreement to Lillestrand Leadership Consulting for an amount not to exceed \$39,500 for staff leadership development

June 17, 2020, R20-6-77 – Authorize agreement to Lillestrand Leadership Consulting for an amount not to exceed \$39,500 for staff leadership development

June 19, 2019, R19-6-89 – Authorize agreement to Lillestrand Leadership Consulting for an amount not to exceed \$39,500 for staff leadership development

June 20, 2018, R18-6-71 – Authorize agreement to Lillestrand Leadership Consulting for an amount not to exceed \$39,500 for staff leadership development

June 21, 2017, R17-6-91 – Authorize agreement to Lillestrand Leadership Consulting for an amount not to exceed \$39,500 for staff leadership development

June 15, 2016, R16-6-84 - Authorize agreement to Lillestrand Leadership Consulting for an amount not to exceed \$39,500 for staff leadership development

June 17, 2015, R15-6-87 – Authorize agreement to Lillestrand Leadership Consulting for an amount not to exceed \$39,500 for staff leadership development

June 18, 2014, R14-6-90 – Authorize agreement to Lillestrand Leadership Consulting for an amount not to exceed \$39,500 for staff leadership development

August 21, 2013, R13-8-108 - Authorize agreement to Lillestrand Leadership Consulting for an amount not to exceed \$39,500 for staff leadership development

July 18, 2012, R12-7- 90 - Authorize agreement to Lillestrand Leadership Consulting for an amount not to exceed \$39,500 for staff leadership development

July 20, 2011, R11-7-109 - Authorize agreement to Lillestrand Leadership Consulting for an amount not to exceed \$39,500 for staff leadership development



LEADERSHIP DEVELOPMENT PROPOSAL ORANGE COUNTY WATER DISTRICT 2024-2025 (Revised 8.06.24)

Introduction

Every organization, or organizational unit, is a direct reflection of the leadership it's been given, for benefit or for harm. The effective practices of leaders move the organization and its team members towards realizing the vision, and in a manner that honors the organization's values while simultaneously building up those they lead. The ineffectual and/or harmful practices of the leader yield the opposite.

Typically, organizations dedicate their most significant per person compensation and benefits packages for their leaders. It follows that making a further investment in their development is wise—especially when that development investment is focused upon identifying and developing the practices each leader needs for making their optimum contribution to the achieving the organization's vision.

Lillestrand Leadership Consulting has a long history of developing an organization's leadership for increased effectiveness. Orange County Water District has a long history of providing assessment and coaching resources to help optimize their leaders' contribution. It is to this end that this initiative is devoted. The focus of this leadership development initiative is two-fold.

I. New Participants

This segment of the leadership development initiative will be focused on four leaders, namely, Melody Wu (Purchasing); Kyle Nash (Lab); Ryan Bouley (Engineering); Alex Cervantes (Heavy Equipment Operations) and Erin Marshall (Lab).

The process involves forming a customized development direction with specific developmental activities for each individual leader. These activities are tracked and facilitated by periodic one-on-one sessions with the leadership coach. This occurs through a series of 1 - 2 hours coaching sessions per participant along with periodic half hour briefings with John Kennedy. The preparation, follow-up and implementation of this phase of the process requires \$39,100.

II. Ongoing –Previous Participants

In keeping with the reality that every organization or organizational unit is a direct reflection of its leadership; it follows that making a further investment in the development of previous participants is wise—especially when that development investment is focused upon optimizing the impact of those previous leadership development efforts.

The Ongoing segment of this initiative will be focused on providing periodic coaching sessions to previous participants, namely, Denny Tran (Lab) and Danny Simala (FHQ-Maintenance). The frequency will vary with each individual's situation and is designed to optimize the impact of previous leadership development efforts. This phase of the process requires \$8100.

Combining the "New" and "Ongoing" segments bring the total cost of the initiative to \$48,100(i.e., \$40,000 + \$8,100 = \$48,100...based on \$3600/eight-hour day).

As always, it is a distinct privilege to serve you,

Loren Lillestrand

Loren Lillestrand
Lillestrand Leadership Consulting
909-496-9060 / <http://www.lillestrand.com>

AGENDA ITEM SUBMITTAL

Meeting Date: August 15, 2024

To: Administration/Finance Issues Cte.
Board of Directors

From: John Kennedy

Staff Contact: C. Olsen

Budgeted: Yes

Budgeted Amount: \$149,000

Cost Estimate: \$150,404

Funding Source: General Fund

Program/ Line Item No.: 1010.56012

General Counsel Approval: N/A

Engineers/Feasibility Report: N/A

CEQA Compliance: N/A

**Subject: WATER EMERGENCY RESPONSE ORGANIZATION OF ORANGE
COUNTY (WEROC) FUNDING BUDGET FOR 2024-25**

SUMMARY

The Water Emergency Response Organization of Orange County (WEROC) has submitted its budget for the fiscal year (FY) 2024-25, totaling \$601,615. Each WEROC funding agency has been asked to renew their support for the WEROC program for the 2024-2025 FY. OCWD has received an invoice for \$150,404, representing its share of the budget. OCWD has supported this effort since 1986.

Attachments: Budget - Water Emergency Response Organization of Orange County (WEROC) Program Accomplishments, Goals and Funding for FY 2024-2025 and Billing

RECOMMENDATION

Agendize for August 21 Board meeting: Approve 2024-25 WEROC budget in the amount of \$601,615 and authorize payment of OCWD's share in the amount of \$150,404

BACKGROUND/ANALYSIS

The purpose of the Water Emergency Response Organization of Orange County (WEROC) is to protect water and wastewater services through preparedness and response coordination. WEROC extends the staffing and resources of its member agencies, providing essential training, response support, and coordination during emergencies.

PRIOR RELEVANT BOARD ACTION(S)

09/17/86 R86-9-96 Approve and authorize financial participation in annual administrative costs for VEPO (i.e., WEROC) under set formula.



Vicki Osborn

Director of Emergency Management

**Municipal Water District
of Orange County**

Street Address:

18700 Ward Street

Fountain Valley, California 92708

Mailing Address:

P.O. Box 20895

Fountain Valley, CA 92728-0895

Office: (714) 593-5010

Cell: (714) 746-4808

Fax: (714) 964-9389

Email: vosborn@mwdoc.com

MEMBER AGENCIES

City of Anaheim

City of Brea

City of Buena Park

Costa Mesa Sanitary District

East Orange County Water District

El Toro Water District

Emerald Bay Service District

City of Fountain Valley

City of Fullerton

City of Garden Grove

Golden State Water Company

City of Huntington Beach

Irvine Ranch Water District

City of La Habra

City of La Palma

City of Laguna Beach

Laguna Beach County Water District

Mesa Water District

Midway City Sanitary District

Moulton Niguel Water District

Municipal Water District of Orange County

City of Newport Beach

City of Orange

Orange County Sanitation District

Orange County Water District

City of San Clemente

City of Santa Ana

Santa Margarita Water District

City of Seal Beach

Serrano Water District

South Coast Water District

South Orange County Wastewater Authority

Trabuco Canyon Water District

City of Tustin

City of Westminster

Yorba Linda Water District

To: Craig Parker - City of Anaheim
Cesar Barrera - City of Santa Ana
Stephen Bise - City of Fullerton
Harvey De La Torre - Municipal Water District of Orange County
Rob Thompson - Orange County Sanitation District
John Kennedy - Orange County Water District
Jim Burror - South Orange County Wastewater Authority

From: Vicki Osborn, WEROC Director of Emergency Management

Date: January 2, 2024

Subject: Budget - Water Emergency Response Organization of Orange County (WEROC) Program Accomplishments, Goals and Funding for FY 2024-2025

The purpose of the Water Emergency Response Organization of Orange County (WEROC) is to protect water and wastewater services through preparedness and response coordination. The services and support provided by WEROC intends to be an extension of Member Agency staffing in their preparedness efforts, and a resource during emergencies to ensure representation and recovery. In order to build the relationships needed for effective response, WEROC works with its member agencies, Metropolitan Water District of Southern California (MET), the County Operational Area (consisting of the cities, school districts, county departments and other non-water special districts), the State Office of Emergency Services (CalOES), Department of Water Resources (DWR), California Water and Wastewater Agency Response Network (CalWARN), and other emergency response partners throughout the year to educate, network and collaborate.

WEROC staff works with its member agencies on emergency plans and standard operating procedure development and review; state and federal required trainings for grant eligibility and disaster readiness; disaster exercise development; grant identification and application; and assistance for response and recovery coordination.

WEROC decommissioned its primary Emergency Operations Center in Mission Viejo. WEROC still has the Fountain Valley room 101 along with its logistical support location, which has its own response plans and trained staff. In providing these services, WEROC continues to be a strong leader for regional water and wastewater emergency coordination and response.

In 2023, the WEROC program continued to support its member agencies as the ongoing pandemic stabilized and most agencies began to have additional training and/or exercises this past year. Additionally, WEROC supported its agencies who received damage from the January, February, and March storms. WEROC aided its agencies when FEMA and CalOES came to perform a Preliminary Damage Assessment (PDA) to see if Orange County would qualify.

Contained within this document are some of our accomplishments to date, what we expect to accomplish for the remainder of this fiscal year, along with next year's goals.

Activities and Accomplishments for FY 2023/2024 to Date:

WEROC conducts monthly conference calls with member agencies to report on federal, state and county changes, and facilitate and answer questions regarding changes to any regulations and if there are other needs from the agencies (cyber, supply chain, training, or exercise support)

Activation/Incident Activities

In addition to COVID-19, WEROC staff activated to support member agencies with communication, coordination, and resource needs for the following 22 events in 2023:

- Cyber Incident/Vulnerability (2 Events)
- Fire (Regency Fire) (1 Event)
- Fire/Hazmat (Hangar Incident) (1 Event)
- Public Safety Power Shutoff (November & December) (4 Events)
- Rain Events (January, February, March) (6 Events)
- Suspicious Activity (3 Events)
- Tropical Storm Hilary (1 Event)
- Water Main Break and Logistics Request (2 Event)
- Sewage Spills (2 Events)

Training and Exercises

The WEROC 2023-2025 Integrated Preparedness Plan encompasses and aligns planning with both training and exercises. On-going ICS trainings offerings (in house), water specific trainings, and development of a long-term repeating exercise program incorporating water specific areas.

Since July 2023, delivery of 15 certified in-person ICS (100, 200, 300, and 700) and G-Series Emergency Operations Center Section Specific trainings (G611, G775, G191). Training was conducted in-house by WEROC. Vicki is an approved State and Federal Instructor. Courses follow the State and Federal standards while incorporating water and wastewater specific applications. Vicki teaching the courses saves the agencies over \$171,000, which is the cost to hire a consultant/contractor to conduct these trainings.

Other trainings provided to agencies included Cyber Security Training, WEROC 101 and EOPS and Annexes coordination training, Recovery Training Part 1 & Part II (Public Assistance and the Proclamation Process, Public Assistance Requests and Documentation), Agency Representative AREP), 800 MHz Radio training, AlertOC Training, and WebEOC training. Vicki teaching this again is a savings of \$57,000 which is what contractor would charge for time and materials to teach.

Since July, WEROC conducted/facilitated six (6) tabletop exercises (TTX) for (SMWD, SCWD, SOCWA, OCWD). In addition to facilitating and running the exercise, five (5) of the TTXs were created and authored by Vicki. WEROC creating these exercises in-house and facilitating result in a savings of about \$250,000 if a consultant was hired to perform the same functions.

Supported other agencies exercises with development and evaluation (IRWD, City of Orange).

Other Planning Areas

- Even though this occurred in June 2023, I feel it's important to highlight the value of WEROC with event planning. At the end of OCWD Ground Water Replenishment System, end of project celebration with 300+ elected and VIPs invited, WEROC worked closely with the City of Fountain Valley (law & fire), OCIAC, and CHP. WEROC (Vicki) served as the Planning and Intelligence Section Chief and crafted the Incident Action Plan (IAP) for the event.
- Dam Planning was very busy in 2023. Vicki assisted SMWD with the coordination call with CalOES Dam Safety Planning Division. The Oso Dam Plan was approved.
- Vicki worked on the plan and made the revisions on the SCWD Palisades Dam and worked with CalOES to get the plan approved. If SCWD would have hired a contractor, this plan project would cost \$15,000

because the last revision was in 2017 and the reach out to planning agencies needs to occur again with this revision. As of December, Vicki updated the last request for changes from CalOES. SCWD is waiting for the letter of approval.

- In partnership with the OCIAC, the Water and Wastewater Cyber Security Working Group continued to meet in 2023. WEROC continues to send cyber security information out to the agency points of contact and WEROC provides cybersecurity training to agency IT professionals.
- WEROC continues to maintain the member agency phone directory and AlertOC contacts list by ensuring the proper contact information was entered into the system for all 36 agencies. This effort allows WEROC to distribute timely information to our member agencies during emergencies.
- Safety Center (now called In Case of Crisis), is the coordination and documentation library WEROC uses in conjunction with member agencies, has received update of almost all documents. This including a Safety Center training for member agencies.
- Vicki has been appointed as the Vice President of the CalWARN and Vice Preside of the California Emergency Services Association (CESA) State Board.
- WEROC commented and provided input on various planning documents throughout the year. When WEROC provides input to County, or UASI plans, they represent the interests of all water and wastewater agencies. Some of those plans included:
 - County of Orange & Orange County Operational Area Emergency Operations Plan
 - Orange County Operational Area - Disease Outbreak Annex
 - Orange County Operational Area – Evacuation Annex
 - Orange County Operational Area - Recovery Annex
 - Urban Area Security Initiative (UASI) and County of Orange – Threat and Hazard Identification and Risk Assessment (THIRA)
- WEROC created and distributed a few standard operating procedures (SOPs) a couple examples include:
 - Event and Delegation Visits (I partnership with the OCIAC)
 - Water Trailer Use & Deployment /Request SOP

Advocacy

WEROC continues to advocate and participate in meetings at all levels of government and with private partners including but limited to: County Government (County Executive Office, Health Care Agency, OC Public Works, OC Sheriff Emergency Management Division); Operational Area Partners (Cities, Private Sector Partners, Orange County Intelligence Assessment Center (OCIAC); State Agencies (South Coast AQMD, California Office of Emergency Services (CalOES), Department of Water Resources (DWR), Cal OSHA; Federal Agencies (Federal Emergency Management Agency (FEMA), Federal Department of Homeland Security (DHS), Environmental Protection Agency (EPA), and the White House Intergovernmental Affairs Office)

Project Goals for the Remainder of Fiscal Year 2023-2024

- Maintaining WEROC and OC water and wastewater agencies in a state of readiness to respond to emergencies.
- Deliver training courses to member agencies including Incident Command System, Standardized Emergency Management/National Incident Management System, and other requested courses.
- Deliver the five (5) Tabletop Exercises (TTX) as requested from member agencies between April and June. Scenarios vary from earthquakes to cyber incidents.
- Continued implementation of Water Commodity Distribution Plan with member agencies & cities for implementation and development of the Regional WEROC Plan.
- Take receipt of the mobile Sprinter Van when ready from the retailer.

WEROC's Goals for Fiscal Year 2024-2025:

Below highlights some of the goals for the upcoming fiscal year. WEROC continues to use the 2020 WEROC Assessment Report as a strategic plan for the WEROC program.

- Maintain WEROC and OC water and wastewater agencies in a state of readiness to respond to emergencies. Key aspects include staffing, training, exercises, updating plans and procedures.
- Continue implementation of the WEROC Assessment Plan and continue to build upon the lessons learned from various training, exercises, and real events. In 2025, Director of Emergency Management (Vicki) will do an updated Strategic Pln.
- Development and implementation of the Logistics Plan with after action items captured from the Regional Tabletop Exercise that will incorporate how resources are coordinated within the WEROC Organization.
- Development of a GIS dashboard allowing for visibility of information in a non-linear form using open-source information and current in-house mapping information. Also develop out the Damage Assessment as the tool was qualified during the 2023 May Exercise.
- Finalize and implement WEROC Emergency Water Distribution Plan by working with the County, cities, and water agencies by region to establish the responsibilities, process and procedures based on outcomes of testing the plan during the May 23 Operational Area Exercise.
- Update the WEROC Map Atlas. These maps contain critical information for both water and wastewater. Additionally, jurisdiction areas are divided into the Public Safety Power Shutoff Zones. Project will include incorporation of hardcopy and GIS layers. These maps were updated back in 2017 and infrastructure and water system oversight in some areas have changed. This is a carryover project. Additional costs so this project can contain GIS layers will come out of the WEROC reserves.
- Development of the Regional Water and Wastewater Fuel Plan. Agencies have provided their preliminary information. This will be expanded out to an actual plan.
- Establish a contract for the update of the Orange County Regional Water and Wastewater Hazard Mitigation Plan and AWIA. This is a choice contract. For AWIA, agencies will be able to opt in for risk assessment again as required every 5 years by the EPA and updating of the agency Emergency Response Plans (ERPs) of an agency plan is in good shape, they can request a tabletop Exercise instead. As for the HMP, the last revision 20 water and wastewater agencies participated in the project. This plan is valid and approved by FEMA until March 9, 2025.

The proposed preliminary WEROC Operational Budget for FY 2024-2025 is \$601,615 (please see the budget spreadsheet at the end for details.). This budget has an increase from last year of \$22,015 total.

Considerably, most of the budget increase (\$22,015) encompasses staffing costs including the Performance & PERS/Benefits percentage increase for all WEROC staff along with the acquisition of a new, experienced WEROC Specialist to fill the vacant position.

While I decreased the overall programs operating budget by (\$10,750). If any additional funding is required for FY 2024/25, I will use my reserves to cover the costs.

In addition to MWDOC's contribution towards the WEROC operational budget, MWDOC will continue to provide:

- Daily administration, including the WEROC staff's work area, day-to-day management, technical support, and accounting services.
- MWDOC staff will spend an estimated 800+ hours participating in WEROC training, exercises, and programs.
- MWDOC's Engineering Department staff will continue to support technical projects and planning as it relates to WEROC and emergency planning.
- MWDOC Member Agencies contribute to the program by providing technical support throughout the year for items such as generator maintenance, technical expertise for a request for proposals development, exercise staffing assistance, and more.

Respectfully, we are asking each of the WEROC funding agencies to renew their continued support for the WEROC program again for the 2024-2025 fiscal year. If you would like WEROC to provide a specialized service, please let me know so that I can assist your agency with its needs. If you have any questions about the WEROC budget, programming, or would like to have further discussions, please contact me at (714) 746-4808 or by email at vosborn@mwdoc.com.

WEROC FY 24/25 Draft Budget					
Budget Review					
Code	Expense Name	FY 23/24 Budgeted	Projected 23/24 Annual	FY 24/25 Proposed	Comments
6000	Salaries & Wages	\$401,602	\$345,920	\$412,741	Director (Osborn), Specialist (VACANT)**; Coord (Schunk+)
6100	Benefits	\$114,048	\$101,061	\$135,674	** 100% Vacanted since 9/23. Prior was working 80-% IT and 20% WEROC +Interim Promotion as of Dec 29, 2023 mid range - WEROC Coordinator Vacant
	Salary & Benefits Sub-Total	\$515,650	\$446,981	\$548,415	*=Current rateX(3.1%X 1.85), 3.1%=CPI as of Nov,2
6205	Training	\$8,200	\$7,095	\$6,000	Skills Training CSTI,NDTC, ICS Virtual Costs; certifications (In House Training Certification with State and FEMA on Classes and Material Costs)/Planning Meeting & Exercises
7020	Legal	\$0	\$0	\$0	
7040	Professional Svc.	\$4,000	\$0	\$0	Update Maps/Atlas General & PSPS (One year cost - Maps have not been updated since 2017) will include Hard/Electronic & GIS Layers. Project with CDR will roll over into the FY24-25 and costs antipated has an increase and reserves will be used to cover expenses
7110	Conferences*	\$5,800	\$2,197	\$2,000	CESA (2) Northern Cal TBD, IAEM (1) Annual Conference Colorado, AWWA CA-NV (Fall-Reno,NV (1) & Spring -Anaheim (1)
7150	Travel & Accommodations*	\$4,500	\$4,630	\$6,200	Includes Training and Conference Travel - CESA(Northern Cal), AWWA CA-NV (Fall- Reno,NV), IAEM (Colorado)and anticipated new hire training at CSTI and other places in the state will used reserves as required to cover overage in training or misc training budget ** Note 23/24 consisted of IAEM in Long Beach and CESA in Palm Springs (Local)
7210	Memberships	\$950	\$715	\$950	CESA(3), IAEM (2),AWWA CA-NV (1) * Added WEROC Specialist to IAEM Membership
7330	Supplies (Office)	\$1,000	\$1,422	\$1,000	
7360	Reproduction	\$100	\$0	\$0	** training can cover if required
7410	Computer & Peripherals	\$4,000	\$348	\$4,000	Director needed new laptop and repairs made on coordinator laptop above what was budgeted for replacement
7430	Software Purchase	\$0	\$700	\$0	
7440	Software Support	\$12,000	\$10,532	\$12,000	Includes Safety Center//GIS License* ,Zoom,Canvas/Classmaker,teams m365,(Virtual Platforms for more trainings/planning meetings)
7450	Computers and Equipment	\$0	\$0	\$0	
7510	EOC Site Maintenance/Cleaning	\$700	\$0	\$350	EOC Decommissioned. Site maintenance will roll over into the maintenance of the Mobile Unit
7580	Maintenance Expense (misc/ Generators)	\$1,000	\$174	\$1,000	Maintenance & Fuel ;EFW
7581	Maintenance, Communications-radios	\$3,000	\$2,590	\$3,000	OC Comm maintenance (radios), license and agreements * Includes forecasted maint cost increased from county communication for radios in the mobile unit
7582	Maintenance/Equip, EOCs	\$2,200	\$2,398	\$2,200	All Safety Concepts; Sat Phone & Security purchases, fire extinguishers
7610	Auto Mileage	\$1,500	\$1,374	\$1,500	Specialist vacant so mileage down
7620	Insurance (exercises)	\$0	\$0	\$0	
7640	Utilities - Telephone	\$10,000	\$10,696	\$8,000	Cell & Landline Phones, Internet, Satellite, & Cable; CalNET Landline Plan ** costs associated with the mobile unit and for planning at the FV Site in room 101 ** Also includes employee phone plans for being on call
7670	Miscellaneous (Expenses)	\$3,000	\$2,898	\$3,000	
7671	Miscellaneous (Training)	\$2,000	\$1,284	\$2,000	Includes staff CSTI/TEEX/EM/NEMA or consultant obtained training ** Director needs to renew 2 courses to remain certified
Programs Sub-Total		\$63,950	\$49,053	\$53,200	
Operations Expenditures		\$ 579,600	\$ 496,034	\$ 601,615	** Note the actual is without 3 FTEs
Contribution to Operating Reserves			\$ -		
Total Operations Budget		\$ 579,600	\$ 496,034	\$ 601,615	
Capital Expenditures					
TOTAL Expenditures		\$ 579,600	\$ 496,034	\$ 601,615	
Operational Revenue Share		FY23/24 Budgeted	FYE 23/24 Annual	Proposed FY 24/25	Op. Budget Share (%)
Anaheim		\$ 22,024.78	\$ 22,025	\$ 22,861.39	3.8%
Fullerton		\$ 22,024.78	\$ 22,025	\$ 22,861.39	3.8%
Santa Ana		\$ 22,024.78	\$ 22,025	\$ 22,861.39	3.8%
SOCWA		\$ 22,024.78	\$ 22,025	\$ 22,861.39	3.8%
OC Sans		\$ 56,800.76	\$ 56,801	\$ 58,958.32	9.8%
OCWD		\$ 144,900	\$ 144,900	\$ 150,403.87	25.0%
MWDOC		\$ 289,800	\$ 289,800	\$ 300,807.74	50.0%
Grants Rcvd & Outside Rev*		\$ -	\$ -	\$ -	
Operational Revenue		\$ 539,302	\$ 579,600	\$ 601,615	
Capital Projects Carryover			\$ -		
MWDOC Capital Contribution					
TOTAL WEROC Revenue		\$ 539,302	\$ 579,600	\$ 601,615	



P.O. Box 20895
Fountain Valley, CA 92728
Phone: (714)963-3058
Fax: (714)964-9389

Invoice No. **17552**

INVOICE

Customer

Name Orange County Water District
Street P.O. Box 8300
City Fountain Valley State CA ZIP 92708
Attn: John Kennedy ,General Manager

Date 7/1/2024
Due Date Upon Receipt

Description	Amount
Water Emergency Response Organization of Orange County (WEROC) Funding for the Fiscal Year 2024/25	\$ 150,403.87
Total Amount Due	\$ 150,403.87

Payment Details

Cust #: _____
Month: _____
GLA #: 4210-2010-25
Amount: \$ 150,403.87

Please direct your inquiries to the Accounting Department.

AGENDA ITEM SUBMITTAL

Meeting Date: August 15, 2024

To: Administration/Finance Issues Cte.
Board of Directors

From: John Kennedy

Staff Contact: R. Fick/M. Ochoa/S. Dosier

Budgeted: N/A

Budgeted Amount: N/A

Cost Estimate: N/A

Funding Source: N/A

Program/Line Item No. N/A

General Counsel Approval: N/A

Engineers/Feasibility Report: N/A

CEQA Compliance: N/A

**Subject: ACTUARIAL VALUATION OF RETIREE MEDICAL INSURANCE
BENEFIT PLAN**

SUMMARY

The June 30, 2023 actuarial valuation of the District's retiree medical insurance benefit plan was completed by Foster & Foster on August 6, 2024. Per the valuation, the District's actuarial accrued liability (AAL) is \$27,757,000. The actuarial value of the trust assets is \$28,340,000. Therefore, the overfunded actuarial accrued liability (OAAA) or net Other Post-Employment Benefits (OPEB) Asset is \$583,000 and the District's retiree medical benefit is 102% funded as of June 30, 2023. Doug Pryor, Senior Consulting Actuary with Foster & Foster, will present the June 30, 2023 valuation at the committee meeting.

Attachments:

- June 30, 2023 Orange County Water District Retiree Healthcare Plan Actuarial Valuation report by Bartel Associates, LLC. dated August 6, 2024
- Presentation by Foster & Foster

RECOMMENDATION

Agendize for August 21 Board meeting: Receive and file the June 30, 2023 Orange County Water District Retiree Healthcare Plan Actuarial Valuation report.

DISCUSSION/ANALYSIS

The June 30, 2023 Orange County Water District Retiree Healthcare Plan Actuarial Valuation report has been completed by Foster & Foster on August 6, 2024. Actuarial valuations are used to derive OPEB liabilities every two years. The current valuation is attached.

The key numbers outlined in the most recent June 30, 2023 actuarial valuation are summarized below:

- **Present Value of Benefits (PVB) - \$33,973,000** - The total projected cost to finance benefits payable in the future based on service through the valuation date and future service, discounted to reflect the expected effects of the time value of money.

- **Actuarial Accrued Liability (AAL) - \$27,757,000** - This represents the present value of all benefits earned to date as of June 30, 2023 and will be reported in the District's June 30, 2024 annual audit report.
- **Overfunded Actuarial Accrued Asset (OAAA) – \$583,000** - This is the actuarial accrued liability less assets (on a 5-year smoothed basis) that have been set aside in an irrevocable trust to fund the Other Postemployment Benefits. This asset value is used to calculate the recommended trust contribution.
- **Actuarial Determined Contribution (ADC) - \$684,000 for FY24/25** - The Actuarial Determined Contribution (ADC) represents the actuarial amount determined necessary to fully fund the benefits over time. It is calculated by adding the amortized total overfunded actuarial accrued liability over 18 years of (91,000) with the annual normal cost of \$730,000 and \$44,000 of administrative expenses. GASB does not mandate the ADC be funded.

The following table (Table 1) details the Actuarial Obligation Valuation for two periods June 30, 2021 and June 30, 2023.

Table 1
Actuarial Obligation Valuation

Valuation Date	June 30, 2021	June 30, 2023
Present Value of Benefits		
Active (future retirees)	\$ 20,347,000	\$ 20,896,000
Retirees	10,160,000	13,077,000
Total	\$ 30,507,000	\$ 33,973,000
Actuarial Accrued Liability		
Active (future retirees)	\$ 14,008,000	\$ 14,008,000
Retirees	10,160,000	13,077,000
Total	\$ 24,168,000	\$ 27,757,000
Actuarial Value of Assets	24,425,000	28,340,000
Overfunded Actuarial Accrued Liability	\$ (257,000)	\$ (583,000)

Table 2 below explains the reasons for the changes in the Actuarial Accrued Liability which is the projected benefit payments to be provided to current active and inactive employees that is attributed to those employees' past periods of service.

Table 2
Actuarial Accrued Liability (AAL) Estimated Changes from Prior Valuation

Actual AAL at 6/30/2021	\$ 24,168,000
Expected AAL at 6/30/2023	\$ 26,450,000
Changes:	
a.) Updated Medicare eligibility assumption	\$ 907,000
b.) Updated trend	\$ 1,320,000
c.) Actual premiums and caps lower than expected	(997,000)
d.) Plan change	40,000
e.) Demographics - participants changes	37,000
Total changes	\$ 1,307,000
Actuarial Accrued Liability at 6/30/2021	\$ 27,757,000

In Table 2 – “Estimated Changes from Prior Valuation” above, the increases or (decreases) in the Actuarial Accrued Liability are detailed. The Actuarial Accrued Liability is the portion of the Present Value of Future Benefits already earned in exchange for past service.

The following provides an explanation as to why the District has experienced changes in the Actuarial Accrued Liability:

- a. Updated Medicare eligibility assumption that reflects current non-Medicare retirees and future retirees not expected to be in Medicare plans.
- b. Overall increase in expected future medical premiums.
- c. Actual healthcare premiums and District approved caps lower than expected.
- d. Plan change – increase dual/family caps to 95%/97% respectively.
- e. Difference in demographics.

Table 3 – “Market Value of Plan Assets” details the changes of the PARS Trust as of June 30, 2021 and June 30, 2023.

Table 3
Market Value of Plan Assets

Valuation Date	June 30, 2022	June 30, 2023	June 30, 2024
MVA (Beginning of Year)	\$ 27,460,000	\$ 24,344,000	\$ 27,350,000
Contributions	1,598,000	1,598,000	640,000
Reimbursements – Retiree Medical Costs	(869,000)	(768,000)	(903,000)
Investment Earnings	(3,792,000)	2,226,000	3,726,000
Plan Expenses	(53,000)	(50,000)	(44,000)
MVA (End of Year)	\$ 24,344,000	\$ 27,350,000	\$ 30,769,000

Table 4 – “Actuarial Determined Contribution”, details the ADC that represents the amount needed to fund the District’s OPEB benefits over time. If the contributions are not fully paid, interest accrues on the unpaid portion at the plans expected long-term rate of return. For the year ended June 30, 2023, the District contributed \$1.598 million. For the year ended June 30, 2024, the District contributed \$0.640 million.

Table 4 – “Actuarial Determined Contribution”

Actuarial Determined Contributions (Amounts in 000's)				
	06/30/21 Valuation		06/30/23 Valuation	
	June 30, 2023	June 30, 2024	June 30, 2025	June 30, 2026
ADC - \$				
Normal Cost	685	674	730	726
Admin. Expense	61	63	44	46
UAAL Amortization	(102)	(97)	(91)	(132)
Total	\$ 644	\$ 640	\$ 683	\$ 640

Actuarial assumptions about the future are used in determining OPEB liabilities. These assumptions are subject to change. Some of the key assumptions are the discount rate (5.75% at 6/30/21 and 5.75% at 6/30/23, or the approximate rate of return on the District's PARS Balanced investment option), that 100% of current retirees and spouses would enroll in Medicare at age 65, and for employees hired on or after July 1, 2009 District paid benefits will end at age 65 for both retirees and their survivors.

The costs of retiree health insurance premiums are paid each year from the District's PARS Trust. The Actuarial Valuation report estimates how this cost is expected to grow in the future. These costs are based on several assumptions outlined in the report. The funds to cover the annual cost of this benefit are included each year in the budget under a separate line for that fiscal year's cost to provide the retiree medical coverage. This ensures proper reporting of funding for this benefit. The District's current annual cost for the 102 retirees who currently receive the benefit is approximately \$768,000.

PRIOR RELEVANT BOARD ACTION(S)

08/16/2023 M23-94 – Receive and file the Orange County Water District actuarial report dated June 30, 2023, with a measurement date as of June 30, 2022.

08/17/2022 M22-82 - Receive and file the June 30, 2021 Orange County Water District Retiree Healthcare Plan Actuarial Valuation report.

08/18/2021 M21-91 - Receive and file the Orange County Water District actuarial report dated July 30, 2021, with a measurement date as of June 30, 2020.

08/19/2020 M20-92 - The June 30, 2019 Orange County Water District Retiree Healthcare Plan Actuarial Valuation report is hereby received and filed.

08/21/2019 M19-117 - Receive and file the Orange County Water District actuarial report dated July 31, 2019 with a valuation date as of June 30, 2018

08/15/2018 M18-103 - Receive and file the Orange County Water District actuarial report dated July 31, 2018 with a valuation date as of June 30, 2017

07/18/2018 M18-86 - Receive and file June 30, 2017 Retiree Healthcare Plan Actuarial Valuation report is hereby received and filed.

02/21/2018 M18-20: Authorize the addition of \$13,500 to the Human Resources General Fund budget for the Governmental Accounting Standards Board (GASB) Actuarial Study

11/18/2015 M15-168 - Receive and File the Governmental Accounting Standards Board (GASB) Statement 45 actuarial valuation of the District's retiree medical insurance benefits dated July 1, 2015

09/05/2007 M07-123: Authorize the California Public Employee's Retirement System (CalPers) Actuarial Study for an amount not to exceed \$2,800 as requested by Orange County Employee Association.

11/15/2006 M06-138 - Direct staff to update the District Actuarial Valuation of Retiree Medical Benefits Report

07/21/2004 R04-7-97: Authorize a transfer of \$12,000 from General Fund reserves to Account No. 1030.53001 for retiree medical benefit actuarial study costs

DRAFT



ORANGE COUNTY WATER DISTRICT RETIREE HEALTHCARE PLAN



June 30, 2023 Actuarial Valuation Plan Funding for 2024/25 and 2025/26

Doug Pryor, ASA, EA, MAAA
Paul Baugher, FSA, EA, MAAA
Matthew Childs
Foster & Foster, Inc.

August 7, 2024

CONTENTS

Topic	Page
Benefit Summary	1
Implicit Subsidy	5
Participant Statistics	7
Actuarial Assumptions Highlights	8
Actuarial Methods	13
Assets	15
Results	21
Actuarial Certification	35
Exhibits	
Premiums	E - 1
Data Summary	E - 4
Actuarial Assumptions	E - 10
Definitions	E - 14

BENEFIT SUMMARY

	Hired < 7/1/2009	Hired ≥ 7/1/2009			
■ Eligibility	■ Service retire at age 55 with 12 consecutive years District service				
■ Medical Benefit	■ 2023 District paid amounts				
		Non-Medicare		Medicare	
		Single	2-Party	Single	2-Party
	Anthem Blue Cross				
	Prudent Buyer Classic PPO	\$734.34	\$1,182.80	n/a	n/a
	Prudent Buyer Advantage PPO	646.22	1,208.93	n/a	n/a
	California Care HMO	976.29	1,710.82	n/a	n/a
	Kaiser Traditional HMO	673.19	1,142.80	\$160.97	\$266.79
	United Health Care (UHC) Medicare Advantage Plan	n/a	n/a	404.70	784.98
	■ Effective 1/1/24, District pays portion of monthly premium: <ul style="list-style-type: none">● 100% of single premiums● 95% of dual/family premiums (97% for UHC Medicare Advantage)				
■ District paid benefits for life		■ Terminates at Medicare eligibility			



August 7, 2024

1



BENEFIT SUMMARY

	Hired < 7/1/2009	Hired ≥ 7/1/2009
■ Prior Caps	■ Prior to 2024, annual cap increase equal to the lesser of: <ul style="list-style-type: none"> • 100% of premium <u>rate</u> increase • Flat dollar amount (\$255 in 2023, \$265 in 2024, \$275 in 2025, and \$285 in 2026) 	
■ Surviving Spouse Benefit	■ Medical coverage provided for the surviving spouse of retirees and active employees who upon death were retirement eligible ■ District will pay the benefit until the surviving spouse remarries, becomes enrolled under another group health plan, or waives coverage ■ Lifetime ■ Terminates at Medicare eligibility	
■ Other	■ No retiree dental, vision, or life insurance benefits	



August 7, 2024

2



BENEFIT SUMMARY

Retiree Monthly Caps 2023

Medical Plan	Non-Medicare		Medicare	
	Single	2-Party	Single	2-Party
Anthem Blue Cross Prudent Buyer Classic (PPO)	\$734.34	\$1,182.80	n/a	n/a
Anthem Blue Cross Prudent Buyer Advantage (PPO)	646.22	1,208.93	n/a	n/a
Anthem Blue Cross California Care (HMO)	976.29	1,710.82	n/a	n/a
Kaiser Traditional HMO with Chiro	673.19	1,142.80	\$160.97	\$266.79
United Health Care (UHC) Medicare Advantage Plan	n/a	n/a	404.70	784.98

Retiree Monthly Caps 2024

Medical Plan	Non-Medicare		Medicare	
	Single	2-Party	Single	2-Party
Anthem Blue Cross Prudent Buyer Classic (PPO)	\$ 822.46	\$1,562.67	n/a	n/a
Anthem Blue Cross Prudent Buyer Advantage (PPO)	723.77	1,375.16	n/a	n/a
Anthem Blue Cross California Care (HMO)	1,029.75	1,956.52	n/a	n/a
Kaiser Traditional HMO with Chiro	740.13	1,406.25	\$184.04	\$349.68
United Health Care (UHC) Medicare Advantage Plan	n/a	n/a	412.45	800.15



August 7, 2024

3



BENEFIT SUMMARY

Portion of 2024 Premium Covered by Cap

Medical Plan	Non-Medicare		Medicare	
	Single	2-Party	Single	2-Party
Anthem Blue Cross Prudent Buyer Classic (PPO)	100%	95%	n/a	n/a
Anthem Blue Cross Prudent Buyer Advantage (PPO)	100%	95%	n/a	n/a
Anthem Blue Cross California Care (HMO)	100%	95%	n/a	n/a
Kaiser Traditional HMO with Chiro	100%	95%	100%	95%
United Health Care (UHC) Medicare Advantage Plan	n/a	n/a	100%	97%



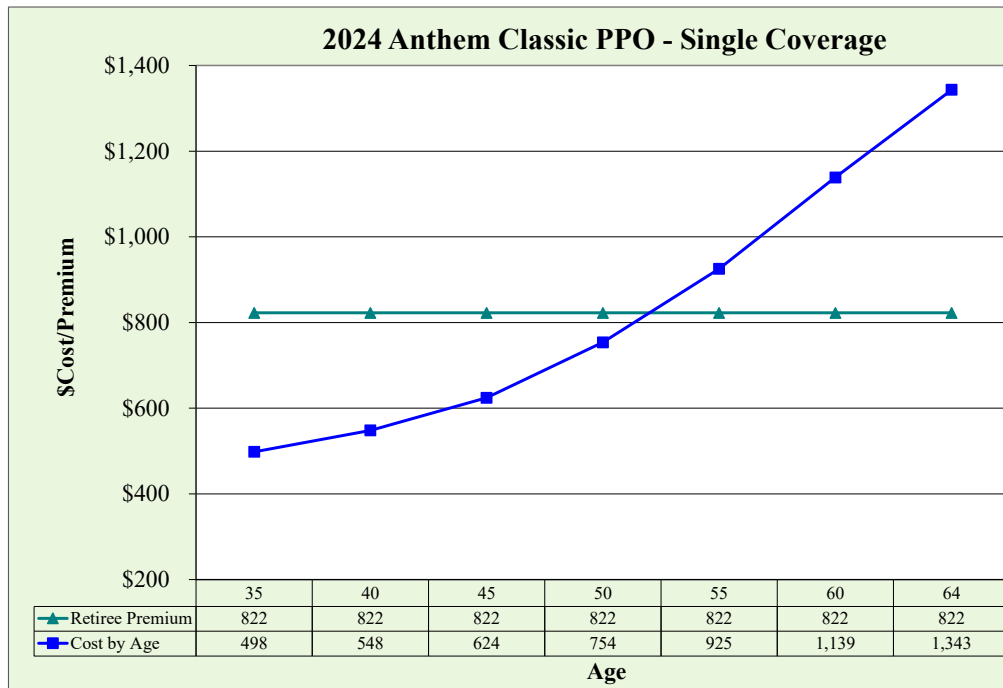
August 7, 2024

4



IMPLICIT SUBSIDY

- Actives and retirees are pooled and have blended rates
- Active employee premiums subsidize retiree cost:



August 7, 2024

5



IMPLICIT SUBSIDY

- GASBS 75 defers to actuarial standards of practice Prior Actuarial Standards of Practice No. 6¹ (ASOP 6) allowed community rated plans to value liability using premiums, resulting in no implicit subsidy.
- In May 2014, Actuarial Standards Board released revised ASOP 6:
 - Requires implicit subsidy valued for community rated plans such as ACWA-JPIA.
 - Timing: effective with all valuations on or after March 31, 2015
- Valuations on and after June 30, 2017 include the ACWA-JPIA implicit subsidy.
- Following the guidance of ASOP 6's Practice Note, no implicit subsidy valued for Medicare Advantage plans

¹ Measuring Retiree Group Benefits Obligations and Determining Retiree Group Benefits Plan Costs or Contributions.



August 7, 2024

6



PARTICIPANT STATISTICS

Actives

	6/30/17	6/30/19	6/30/21	6/30/23
■ Count				
• Tier 1: Hired < 7/1/09	147	123	115	98
• Tier 2: Hired ≥ 7/1/09	<u>72</u>	<u>88</u>	<u>101</u>	<u>118</u>
• Total	219	211	216	216
■ Average Age	48.3	47.5	48.0	48.0
■ Average District Service	12.8	12.7	13.3	13.3
■ Average Pay	\$102,300	\$ 115,900	\$ 117,200	\$ 122,900
■ Estimated Payroll ²	22,404,000	24,457,000	25,321,000	26,549,000

Retirees

	6/30/17	6/30/19	6/30/21	6/30/23
■ Count	70	85	90	102
■ Average Age	73.7	72.8	73.3	73.4
■ Average Retirement Age	63.6	63.1	62.9	63.1

² Covered employee payroll from GASBS 75 reporting for the year ending on the valuation date.



August 7, 2024

7



ACTUARIAL ASSUMPTIONS HIGHLIGHTS

Assumption	June 30, 2021 Valuation	June 30, 2023 Valuation
■ Valuation Date	■ June 30, 2021 ■ 2022/23 & 2023/24 ADCs	■ June 30, 2023 ■ 2024/25 & 2025/26 ADCs
■ Discount Rate	■ 5.75% (This return is expected to be achieved with 50% confidence, based on Foster & Foster modeling for the PARS Balanced Fund)	■ Same
■ Mortality	■ CalPERS 2000-2019 Experience Study ■ Mortality projected fully generational with Scale MP-2021	■ Same



August 7, 2024

8



ACTUARIAL ASSUMPTIONS HIGHLIGHTS

Assumption	June 30, 2021 Valuation	June 30, 2023 Valuation
■ Service Retirement	■ CalPERS 2000-2019 Experience Study based on age at hire. Rates for employees covered by 2% @ 62 benefit formula (lowest current benefit formula for Miscellaneous employees) were used	■ Same



August 7, 2024

9



ACTUARIAL ASSUMPTIONS HIGHLIGHTS

Assumption	June 30, 2021 Valuation				June 30, 2023 Valuation			
■ Medical Trend	<u>Increase from Prior Year</u>				<u>Increase from Prior Year</u>			
		Non-	Kaiser	Kaiser		Non-	Kaiser	Kaiser
	<u>Year</u>	<u>Medicare</u>	<u>Medicare</u>	<u>Medicare</u>	<u>Year</u>	<u>Medicare</u>	<u>Medicare</u>	<u>Medicare</u>
	2021	Actual 2021 Premiums			2021	n/a		
	2022	Actual 2022 Premiums			2022	n/a		
	2023	6.50%	5.65%	4.60%	2023	Actual 2023 Premiums		
	2024	6.25%	5.45%	4.45%	2024	Actual 2024 Premiums		
	2025	6.00%	5.25%	4.35%	2025	8.50%	7.50%	6.25%
	2026	5.75%	5.05%	4.25%	2026	7.90%	6.90%	5.65%
	2027	5.55%	4.90%	4.20%	2027	7.35%	6.50%	5.45%
	2028	5.35%	4.75%	4.15%	2028	6.75%	6.10%	5.25%
	2029	5.15%	4.60%	4.10%	2029	6.20%	5.70%	5.05%
	2030	4.95%	4.45%	4.05%	2030	5.60%	5.25%	4.85%
	2031	4.80%	4.35%	4.00%	2031	5.05%	4.85%	4.65%
	:	:	:	:	:	:	:	:
2076+	3.75%	3.75%	3.75%	2076+	3.45%	3.45%	3.45%	
*Medical premiums after 2022 and estimated claims after 2021 do not take into account buy-downs (CalPERS subsidizations of premium rates from reserves).								
■ Medical Plan at Retirement	■ Same as current elections				■ Same			



August 7, 2024

10



ACTUARIAL ASSUMPTIONS HIGHLIGHTS

Assumption	June 30, 2021 Valuation	June 30, 2023 Valuation
■ Active Employee Participation at Retirement	■ 100%	■ Same
■ General Inflation	■ 2.50%	■ Same
■ Medicare Eligibility	■ 100%	■ Actives hired < 4/1/1986: 90% ■ Actives hired > 4/1/1986: 100% ■ Retirees < age 65: 100% ■ Retirees > age 65: same as current



August 7, 2024

11



ACTUARIAL ASSUMPTIONS HIGHLIGHTS

Assumption	June 30, 2021 Valuation	June 30, 2023 Valuation
■ Basis for Assumptions	■ No experience study performed for this Plan ■ CalPERS 2021 experience study covering 2000 to 2019 experience was used ■ Mortality improvement is a Society of Actuaries table ■ Inflation based on our estimate for the Plan's long-time horizon ■ Capital market assumptions based on 2021 Foster & Foster stochastic analysis, taking into account capital market assumptions of investment advisory firms ■ Age-based claims are based on ACWA demographics and tables published by the Society of Actuaries ■ Medical trends were based on expectations over the short term blended into long term medical trends developed using the Society of Actuaries Getzen Model of Long-Run Medical Cost Trends ■ Medical coverage and participation based in part on Plan experience	



August 7, 2024

12



ACTUARIAL METHODS

Method	June 30, 2021 Valuation	June 30, 2023 Valuation
■ Cost Method	■ Entry Age Normal	■ Same
■ Assets	■ Assets gains/losses recognized over 5 years ■ 0% investment return assumed for FY2022	■ Assets gains/losses recognized over 5 years
■ Amortization	■ Level dollar	■ Same
■ Amortization Period	■ 6/30/22 UAAL – 20-year fixed (closed) period	■ 6/30/24 UAAL – 18-year fixed (closed) period
■ Funding Policy	■ District contributes full ADC	■ Same
■ "Implicit Subsidy"	■ Employer cost for allowing non-Medicare eligible retirees to participate at active rates ■ Valuation includes the implicit subsidy	
■ Future New Entrants	■ None – closed group	



August 7, 2024

13



ACTUARIAL METHODS

This page intentionally blank



August 7, 2024

14



ASSETS

PARS Fund Options – Discount Rates³

	Capital Appreciation	Balanced	Moderate	Moderately Conservative	Conservative
■ Target Allocation					
• Global Equity	75%	60%	50%	30%	15%
• Fixed Income	20%	35%	45%	65%	80%
• Cash	5%	5%	5%	5%	5%
• Total	100%	100%	100%	100%	100%
■ Discount Rate- Confidence Level					
• 50%	6.25%	5.75%	5.50%	4.50%	4.00%
• 55%	6.00%	5.50%	5.25%	4.50%	3.75%
• 60%	5.50%	5.25%	5.00%	4.25%	3.75%

³ The District is prefunding with the Balanced portfolio.



August 7, 2024

15



ASSETS

PARS Balanced Fund – Expected Discount Rate

	Balance Fund
■ Target Allocation	
• Global Equity	60%
• Fixed Income	35%
• Cash	5%
• Total	100%
■ Discount Rate - 50% Confidence Level	
• Total Return	5.97%
• Investment Fees	(0.15%)
• Net Return	5.82%
• Rounded Expected Long Term Net Return	5.75%



August 7, 2024

16



ASSETS

Market Value of Plan Assets (PARS Trust Only)

(Amounts in 000's)

	2019/20	2020/21	2021/22	2022/23	2023/24
■ Market Value (Beginning of Year)	\$18,500	\$21,231	\$27,460	\$24,344	\$27,350
• Contributions	2,969	1,474	1,598	1,598	640
• Benefit Payments	(812)	(880)	(869)	(768)	(903)
• Administrative Expenses	(43)	(49)	(53)	(50)	(44)
• Earnings	<u>616</u>	<u>5,684</u>	<u>(3,792)</u>	<u>2,226</u>	<u>3,726</u>
■ Market Value (End of Year)	21,231	27,460	24,344	27,350	30,769
■ Approximate Return ⁴	3.1%	26.6%	(13.7%)	9.1%	13.9%

⁴ Net of administrative expenses.



August 7, 2024

17



ASSETS

Actuarial (Smoothed) Value of Plan Assets (AVA)

(Amounts in 000's)

	6/30/23	6/30/24
■ Market Value of Assets	\$27,350	\$30,769
■ Unrecognized (Gain)/Loss		
• 1 year prior – 80%	(654)	(1,744)
• 2 years prior – 60%	3,226	(490)
• 3 years prior – 40%	(1,720)	2,151
• 4 years prior – 20%	<u>137</u>	<u>(860)</u>
■ Adjustment to market value	990	(944)
■ Actuarial Value of Assets	28,340	29,825
■ Ratio: AVA/MVA	104%	97%



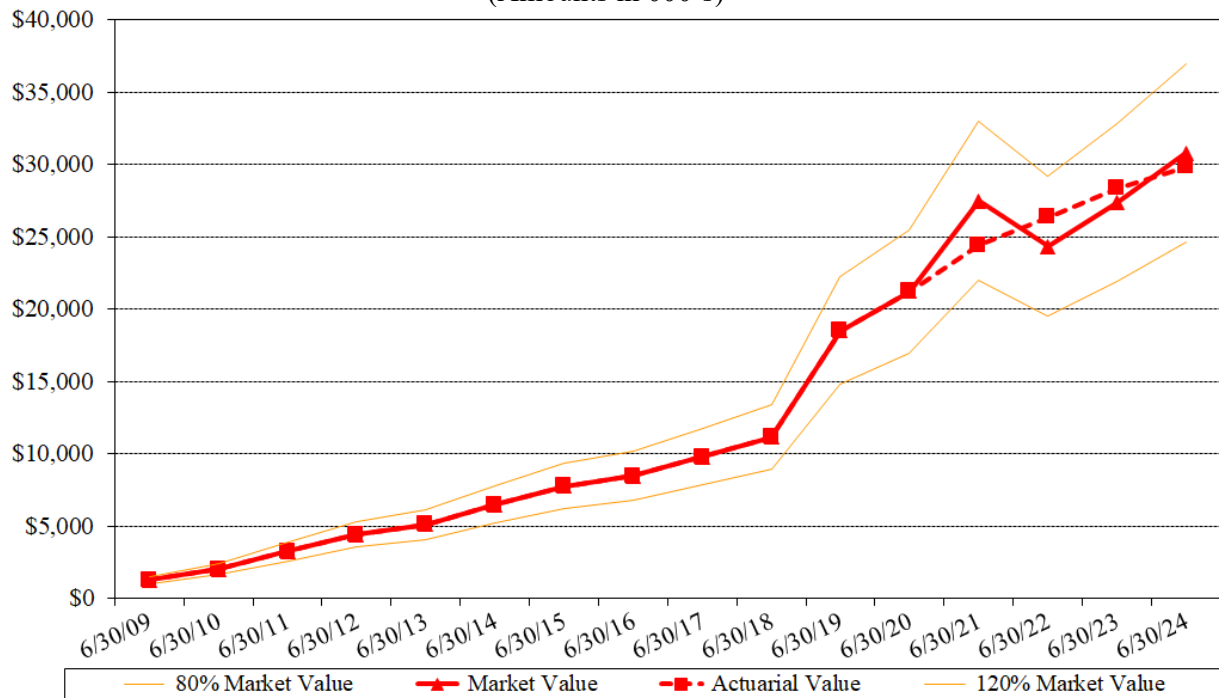
August 7, 2024

18



ASSETS

Historical Assets (Amounts in 000's)



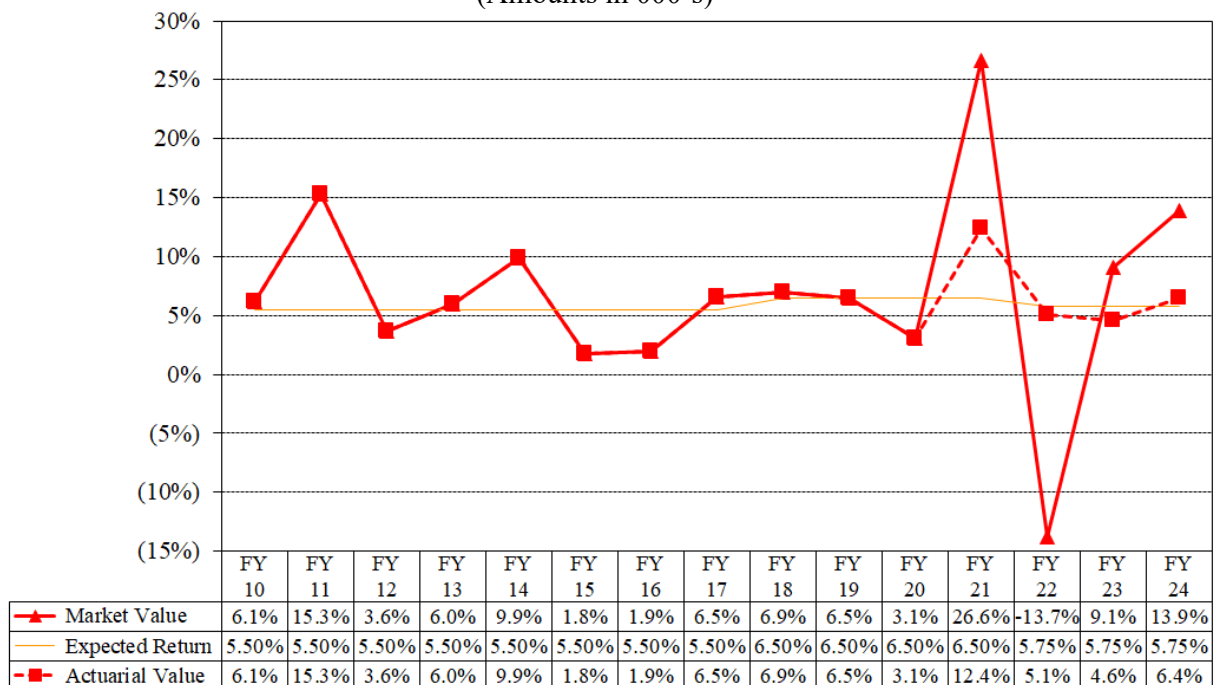
August 7, 2024

19



ASSETS

Historical Assets (Amounts in 000's)



August 7, 2024

20



RESULTS

Actuarial Obligations

(Amounts in 000's)

	6/30/21 Valuation		6/30/23 Valuation	
	6/30/2021	Projected 6/30/2022	6/30/2023	Projected 6/30/2024
■ Present Value of Benefits				
• Actives (future retirees)	\$20,347		\$20,896	
• Retirees	<u>10,160</u>		<u>13,077</u>	
• Total	30,507		33,973	
■ Actuarial Accrued Liability				
• Actives (future retirees)	14,008		14,680	
• Retirees	<u>10,160</u>		<u>13,077</u>	
• Total	24,168	\$25,441	27,757	\$28,826
■ Actuarial Value of Assets (AVA)	<u>24,425</u>	<u>26,632</u>	<u>28,340</u>	<u>29,825</u>
■ Unfunded/(Overfunded) AAL	(257)	(1,191)	(583)	(999)
■ Funded Percentage - AVA	101%	105%	102%	103%
■ Funded Percentage - MVA	114%	102%	99%	107%
■ Normal Cost for coming year		685		730
■ Pay-As-You-Go Cost		1,001		1,359



August 7, 2024

21



RESULTS

Unfunded Actuarial Accrued Liability Estimated Changes

(Amounts in 000's)

	AAL	Assets	Unfunded
■ Actual at 6/30/21	\$24,168	\$24,425	\$ (257)
■ Expected at 6/30/23	26,450	27,310	(860)
■ Changes			
• Plan change (increase dual/family caps to 95%/97%)	40	-	40
• Actual premiums and caps lower than expected	(997)	-	(997)
• Overall increase in medical trend (expected future increases in medical premiums)	1,320	-	1,320
• Updated Medicare eligibility assumption (reflects current non-Medicare retirees and future retirees not expected to be in Medicare plans)	907	-	907
• Demographics	37	-	37
• Contributions > ADC	-	1,517	(1,517)
• Investment return below expected	-	(487)	487
• Total Changes	<u>1,307</u>	<u>1,030</u>	<u>277</u>
■ Actual at 6/30/23	27,757	28,340	(583)



August 7, 2024

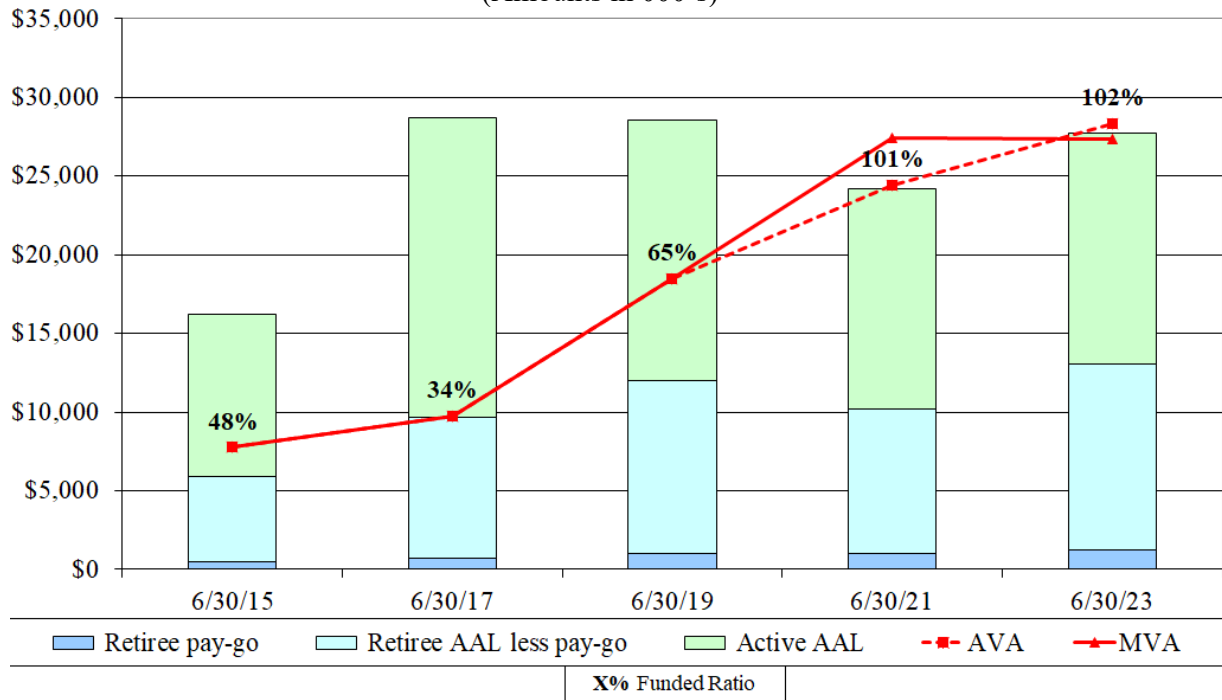
22



RESULTS

Historical Funded Status

(Amounts in 000's)



August 7, 2024

23



RESULTS

This page intentionally blank



August 7, 2024

24



RESULTS

Actuarially Determined Contribution (ADC)

(Amounts in 000's)

	6/30/21 Valuation		6/30/23 Valuation	
	2022/23	2023/24	2024/25	2025/26
■ ADC				
• Normal Cost	\$ 685	\$ 674	\$ 730	\$ 726
• Administrative Expense	61	63	44	46
• UAAL Amortization	<u>(102)</u>	<u>(97)</u>	<u>(91)</u>	<u>(132)</u>
• Total	644	640	684	640



August 7, 2024

25



RESULTS

Actuarially Determined Contribution (ADC)

(Amounts in 000's)

	6/30/21 Valuation		6/30/23 Valuation	
	2022/23	2023/24	2024/25	2025/26
■ ADC	\$ 644	\$ 640	\$ 684	\$ 640
• Implicit Subsidy Credit	<u>(139)</u>	<u>(193)</u>	<u>(318)</u>	<u>(332)</u>
■ Net ADC ⁵	505	447	366	308

⁵ Trust contribution if implicit subsidy benefits are not paid from the Trust.



August 7, 2024

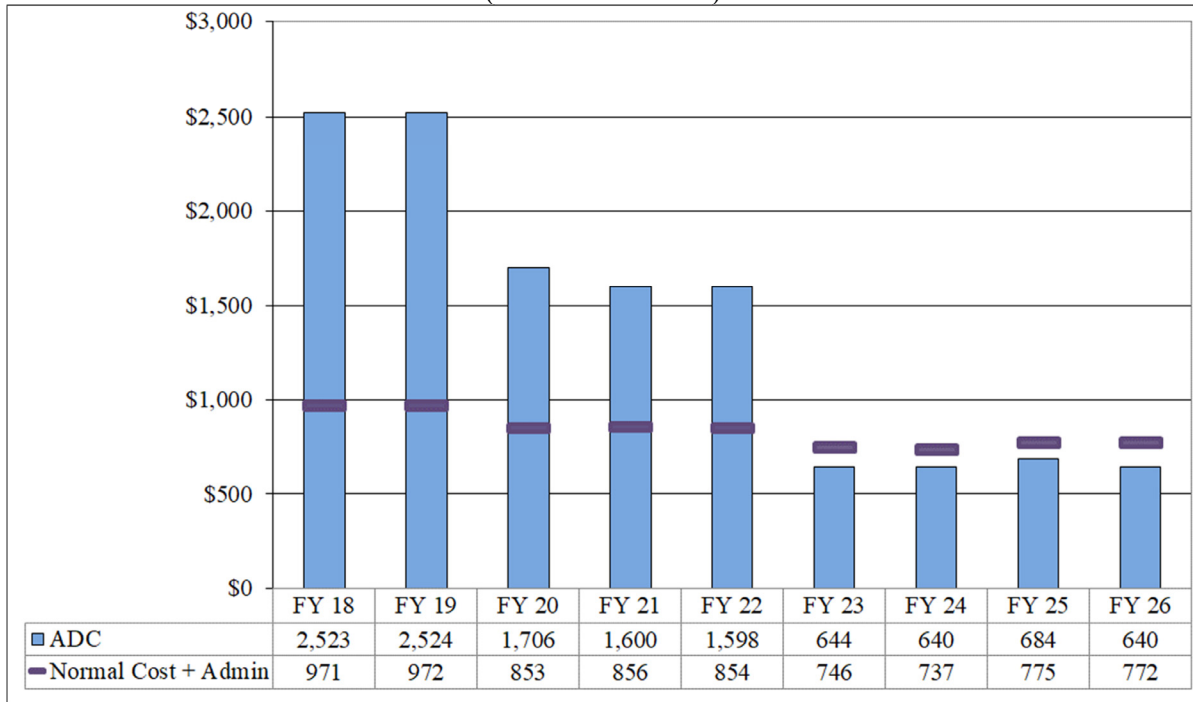
26



RESULTS

Historical Actuarially Determined Contributions

(Amounts in 000's)



August 7, 2024

27



RESULTS

Amortization Bases

(Amounts in 000's)

	6/30/21 Valuation		6/30/23 Valuation	
	6/30/22	6/30/23	6/30/24	6/30/25
■ Amortization Base - \$				
• Balance	<u>\$(1,191)</u>	<u>\$(1,102)</u>	<u>\$ (999)</u>	<u>\$ (1,404)</u>
• Total	(1,191)	(1,102)	(999)	(1,404)
	2022/23	2023/24	2024/25	2025/26
■ Amortization Payment⁶				
• Payment	<u>\$(102)</u>	<u>\$ (97)</u>	<u>\$ (91)</u>	<u>\$ (132)</u>
• Total	(102)	(97)	(91)	(132)
■ Amortization Years	20	19	18	17

⁶ Amortized over 20-year closed period beginning 2022/23, level dollar payment.



August 7, 2024

28



RESULTS

Benefit Payment Projection

(Amounts in 000's)

Fiscal Year	Cash Subsidy (Premiums)	Implicit Subsidy	Total Payments
2024/25	\$1,041	\$318	\$1,359
2025/26	1,158	332	1,490
2026/27	1,254	343	1,597
2027/28	1,317	350	1,667
2028/29	1,381	270	1,651
2029/30	1,472	250	1,722
2030/31	1,540	227	1,767
2031/32	1,627	261	1,888
2032/33	1,738	302	2,040
2033/34	1,826	307	2,133



August 7, 2024

29



RESULTS

Contribution Projection

(Amounts in 000's)

Fiscal Year	Contributions				ADC	Payroll	Contrib. %
	Pay-Go Cash	Pay-Go Implicit Subsidy	Trust	Total			
2024/25	\$1,041	\$318	\$ (675)	\$684	\$684	\$28,029	2.4%
2025/26	1,158	332	(850)	640	640	28,800	2.2%
2026/27	1,254	343	(913)	684	684	29,592	2.3%
2027/28	1,317	350	(1,047)	620	620	30,406	2.0%
2028/29	1,381	270	(1,077)	574	574	31,242	1.8%
2029/30	1,472	250	(1,143)	579	579	32,101	1.8%
2030/31	1,540	227	(1,182)	585	585	32,984	1.8%
2031/32	1,627	261	(1,296)	592	592	33,891	1.7%
2032/33	1,738	302	(1,442)	598	598	34,823	1.7%
2033/34	1,826	307	(1,530)	603	603	35,781	1.7%



August 7, 2024

30



RESULTS

Actuarial Obligations by Type

June 30, 2023

(Amounts in 000's)

	Cash Subsidy (Premiums)	Implicit Subsidy	Total
■ Present Value of Benefits			
• Actives	\$17,216	\$3,680	\$20,896
• Retirees	<u>11,641</u>	<u>1,436</u>	<u>13,077</u>
• Total	28,857	5,116	33,973
■ Actuarial Accrued Liability			
• Actives	12,589	2,091	14,680
• Retirees	<u>11,641</u>	<u>1,436</u>	<u>13,077</u>
• Total	24,230	3,527	27,757
■ Actuarial Value of Assets⁷	<u>24,739</u>	<u>3,601</u>	<u>28,340</u>
■ Unfunded AAL	(509)	(74)	(583)
■ Normal Cost 2024/25	578	152	730
■ Pay-As-You-Go Cost 2024/25	1,041	318	1,359

⁷ Asset allocation based on Actuarial Accrued Liability.



August 7, 2024

31



RESULTS

Actuarially Determined Contribution (ADC) by Type

2024/25 Fiscal Year

(Amounts in 000's)

	Cash Subsidy	Implicit Subsidy	Total
■ ADC - \$			
• Normal Cost	\$578	\$152	\$730
• Admin Expense	44	-	44
• UAAL Amortization	<u>(79)</u>	<u>(11)</u>	<u>(91)</u>
• Total	543	141	684



August 7, 2024

32



RESULTS

Actuarial Obligations by Tier

June 30, 2023

(Amounts in 000's)

	Tier 1	Tier 2	Total
■ Present Value of Benefits			
• Actives	\$16,883	\$4,013	\$20,896
• Retirees	<u>13,018</u>	<u>58</u>	<u>13,077</u>
• Total	29,901	4,071	33,973
■ Actuarial Accrued Liability			
• Actives	13,364	1,315	14,680
• Retirees	<u>13,018</u>	<u>58</u>	<u>13,077</u>
• Total	26,382	1,373	27,757
■ Actuarial Value of Assets⁸	<u>26,936</u>	<u>1,402</u>	<u>28,340</u>
■ Unfunded AAL	(554)	(29)	(583)
■ % of Actuarial Accrued Liability	95%	5%	100%
■ Normal Cost 2024/25	526	204	730
■ Pay-As-You-Go Cost 2024/25	1,327	32	1,359

⁸ Asset allocation based on Actuarial Accrued Liability.



August 7, 2024

33



RESULTS

Actuarially Determined Contribution (ADC) By Tier

2024/25 Fiscal Year

(\$ Amounts in \$ 000's)

	Tier 1	Tier 2	Total
■ Number of active employees	98	118	216
■ ADC - \$			
• Normal Cost	\$526	\$204	\$730
• Admin Expense	41	3	44
• UAAL Amortization	<u>(85)</u>	<u>(5)</u>	<u>(91)</u>
• Total	482	202	684



August 7, 2024

34



ACTUARIAL CERTIFICATION

This report presents the Orange County Water District Retiree Healthcare Plan (“Plan”) June 30, 2023 actuarial valuation. The purpose of this valuation is to calculate the June 30, 2023 funded status and 2024/25 and 2025/26 Actuarially Determined Contributions and provide the basis for the District’s GASBS 75 accounting information report for the fiscal years ending on June 30, 2024 and June 30, 2025. The report may not be appropriate for other purposes.

Future actuarial measurements may differ significantly from the current measurements presented in this report due to such factors as: plan experience differing from that anticipated by the assumptions; changes in assumptions; changes expected as part of the natural progression of the plan; and changes in plan provisions or applicable law. Actuarial models necessarily rely on the use of estimates and are sensitive to changes. Small variations in estimates may lead to significant changes in actuarial measurements. Due to the limited scope of this assignment, we did not perform an analysis of the potential range of such measurements.

Information under Governmental Accounting Standards Board Statement No. 75 (GASBS 75) has been provided under a separate report.

The valuation is based on Plan provisions, participant data, and asset information provided by the District as summarized in this report, which we relied on but did not audit. We reviewed the participant data for reasonableness.

To the best of our knowledge, this report is complete and accurate and has been completed using generally accepted actuarial principles and practices. As members of the American Academy of Actuaries meeting the Academy’s Qualification Standards, we certify the actuarial results and opinions herein.

Respectfully submitted,

DRAFT

Doug Pryor, ASA, EA, MAAA
Foster & Foster, Inc.
August 7, 2024



August 7, 2024

35



ACTUARIAL CERTIFICATION

This page intentionally blank



August 7, 2024

36



EXHIBIT – PREMIUMS**Active Monthly Premiums 2023**

Medical Plan	Single	2-Party	Family
Anthem Blue Cross Prudent Buyer Classic (PPO)	\$734.34	\$1,468.68	\$1,946.00
Anthem Blue Cross Prudent Buyer Advantage (PPO)	646.22	1,292.44	1,712.48
Anthem Blue Cross California Care (HMO)	976.29	1,952.58	2,587.17
Kaiser Traditional with Chiro HMO	673.19	1,346.38	1,871.47
Anthem Blue Cross – Consumer Driven Health Plan ⁹	587.47	1,174.94	1,556.80

Active Monthly Premiums 2024

Medical Plan	Single	2-Party	Family
Anthem Blue Cross Prudent Buyer Classic (PPO)	\$ 822.46	\$1,644.92	\$2,179.52
Anthem Blue Cross Prudent Buyer Advantage (PPO)	723.77	1,447.54	1,917.99
Anthem Blue Cross California Care (HMO)	1,029.75	2,059.50	2,728.84
Kaiser Traditional with Chiro HMO	740.13	1,480.26	2,057.56
Anthem Blue Cross – Consumer Driven Health Plan	657.96	1,315.92	1,743.59

⁹ Anthem Blue Cross – Consumer Drive Health Plan available to actives members only.



August 7, 2024

E-1

**EXHIBIT – PREMIUMS****Retiree Monthly Premiums 2023 – Non-Medicare**

Medical Plan	Single	2-Party
Anthem Blue Cross Prudent Buyer Classic (PPO)	\$734.88	\$1,468.68
Anthem Blue Cross Prudent Buyer Advantage (PPO)	646.22	1,292.44
Anthem Blue Cross California Care (HMO)	976.29	1,952.58
Kaiser	673.19	1,346.38

Retiree Monthly Premiums 2024 – Non-Medicare

Medical Plan	Single	2-Party
Anthem Blue Cross Prudent Buyer Classic (PPO)	\$ 822.46	\$1,644.92
Anthem Blue Cross Prudent Buyer Advantage (PPO)	723.77	1,447.54
Anthem Blue Cross California Care (HMO)	1,029.75	2,059.50
Kaiser	740.13	1,480.26



August 7, 2024

E-2



EXHIBIT – PREMIUMS

Retiree Monthly Premiums 2023 – Medicare

Medical Plan	Single	2-Party
Kaiser Senior Advantage	\$160.97	\$321.94
United Health Care Medicare Advantage	404.70	809.40

Retiree Monthly Premiums 2024 – Medicare

Medical Plan	Single	2-Party
Kaiser Senior Advantage	\$184.04	\$368.08
United Health Care Medicare Advantage	412.45	824.90



August 7, 2024

E-3



EXHIBIT – DATA SUMMARY

Actives

	Tier 1	Tier 2	Total
■ Count	98	118	216
■ Average Age	56.4	41.1	48.0
■ Average District Service	22.7	5.5	13.3
■ Average Pay	n/a	n/a	\$ 122,900
■ Estimated Payroll (FY22/23)	n/a	n/a	26,549,000

Retirees

	< 65	≥ 65	Total
■ Count	22 ¹⁰	80	102
■ Average Age	60.9	76.8	73.4
■ Average Retirement Age	58.4	64.6	63.1

¹⁰ Includes one Tier 2 retiree.



August 7, 2024

E-4



EXHIBIT – DATA SUMMARY

Active Medical Coverage

Medical Plan	Single	2-Party	Family	Total
Anthem Blue Cross Classic (PPO)	47	25	22	94
Anthem Blue Cross Advantage (PPO)	1	2	14	17
Anthem Blue Cross CalCare (HMO)	19	10	31	60
Kaiser with Chiro HMO	23	5	17	45
Total	90	42	84	216



August 7, 2024

E-5



EXHIBIT – DATA SUMMARY

Retiree Medical Coverage Under Age 65

Medical Plan	Single	2-Party	Total
Anthem Blue Cross Classic (PPO)	8	4	12
Anthem Blue Cross Advantage (PPO)	-	3	3
Anthem Blue Cross CalCare (HMO)	2	4	6
Kaiser with Chiro HMO	-	1	1
Total	10	12	22



August 7, 2024

E-6



EXHIBIT – DATA SUMMARY**Retiree Medical Coverage**
Age 65 & Over

Medical Plan	Single	2-Party	Total
Anthem Blue Cross Classic (PPO)	4	-	4
Anthem Blue Cross Advantage (PPO)	-	-	-
Anthem Blue Cross CalCare (HMO)	-	-	-
Kaiser Senior Advantage	2	1	3
United Health Care Medicare Advantage	41	32	73
Total	47	33	80



August 7, 2024

E-7

**EXHIBIT – DATA SUMMARY****Medical Plan Participation**

Medical Plan	Actives	Retirees	
		< 65	≥ 65
Anthem Blue Cross Classic (PPO)	43%	54%	5%
Anthem Blue Cross Advantage (PPO)	8%	14%	0%
Anthem Blue Cross CalCare (HMO)	28%	27%	0%
Kaiser with Chiro HMO	21%	5%	0%
Kaiser Senior Advantage	0%	0%	4%
United Health Care Medicare Advantage	0%	0%	91%
Total	100%	100%	100%



August 7, 2024

E-8



EXHIBIT – DATA SUMMARY

Actives by Age and District Service

Age	District Service							Total
	< 1	1-4	5-9	10-14	15-19	20-24	≥ 25	
< 25	1	2	-	-	-	-	-	3
25-29	5	9	1	-	-	-	-	15
30-34	4	9	9	-	-	-	-	22
35-39	2	10	7	3	2	-	-	24
40-44	1	5	12	2	5	2	-	27
45-49	1	1	5	3	13	3	-	26
50-54	1	3	4	6	11	4	1	30
55-59	2	4	1	2	5	3	5	22
60-64	-	1	1	4	9	3	14	32
≥ 65	-	-	-	1	3	3	8	15
Total	17	44	40	21	48	18	28	216



August 7, 2024

E-9



EXHIBIT – DATA SUMMARY

Retiree Medical Coverage by Age Group

Age	Single	2-Party	Total
Under 50	-	-	-
50-54	-	-	-
55-59	3	4	7
60-64	7	8	15
65-69	7	11	18
70-74	3	11	14
75-79	14	8	22
80-84	12	2	14
Over 85	11	1	12
Total	57	45	102
Average Age	76.1	69.9	73.4



August 7, 2024

E-10



EXHIBIT – ACTUARIAL ASSUMPTIONS

	June 30, 2021 Valuation	June 30, 2023 Valuation
■ Valuation Date	■ June 30, 2021 ■ 2022/23 & 2023/24 ADCs	■ June 30, 2023 ■ 2024/25 & 2025/26 ADCs
■ Funding Policy	■ Pre-fund full ADC ■ Benefit payments made from District assets	■ Same
■ Discount Rate	■ 5.75% (This return is expected to be achieved with 50% confidence, based on Foster & Foster modeling for PARS Funds). ■ ADC pre-funded with PARS Balanced Fund	■ Same
■ General Inflation	■ 2.50%	■ Same
■ Payroll Increase	■ Aggregate Increases – 2.75% ■ Merit Increases – CalPERS 2000-2019 Experience Study	■ Same



August 7, 2024

E-11



EXHIBIT – ACTUARIAL ASSUMPTIONS

	June 30, 2021 Valuation	June 30, 2023 Valuation
■ Withdrawal, Disability	■ CalPERS 2000-2019 Experience Study	■ Same
■ PARS Admin Expenses	■ Included in the ADC ■ 0.22% of assets	■ Included in the ADC ■ 0.14% of assets
■ Medical Plan at Retirement	■ Same as current elections If not elected in census data, assumed to elect Anthem Classic PPO at retirement	■ Same
■ Active Employee Participation at Retirement	■ 100%	■ Same
■ Spouse Coverage	■ Based on current coverage election	■ Same



August 7, 2024

E-12



EXHIBIT – ACTUARIAL ASSUMPTIONS

	June 30, 2021 Valuation	June 30, 2023 Valuation
■ Spouse Age	■ Males 3 years older than females if spouse birth date not available	■ Same
■ Surviving Spouse Participation	■ 100%	■ Same
■ Implicit Subsidy	■ Valued up to Medicare eligibility	■ Same, in accordance with Practice Note to ASOP 6.



August 7, 2024

E-13



EXHIBIT – ACTUARIAL ASSUMPTIONS

	June 30, 2023 Valuation																																																																								
■ Actuarial Models	■ Our valuations were performed using and relying on ProVal, an actuarial model leased from Wintech. Our use of ProVal is consistent with its intended purpose. We have reviewed and understand ProVal and its operation, sensitivities and dependencies.																																																																								
■ Data Quality	■ Our valuations used census data provided by the Orange County Water District. We reviewed the data for reasonableness and resolved any questions with the District. We believe the resulting data can be relied on for all purposes of this valuation without limitations.																																																																								
■ Medical Claims Costs 2023/2024 Implicit Subsidy Estimate	<div>■ Sample estimated monthly claims costs:</div> <table><tr><th></th><th colspan="2">Anthem Classic PPO</th><th colspan="2">Anthem Advantage PPO</th><th colspan="2">Anthem CalCare HMO</th><th colspan="2">Kaiser with Chiro HMO</th></tr><tr><th>Age</th><th>M</th><th>F</th><th>M</th><th>F</th><th>M</th><th>F</th><th>M</th><th>F</th></tr><tr><td>25</td><td>\$ 223</td><td>\$ 437</td><td>\$ 196</td><td>\$ 384</td><td>\$ 308</td><td>\$ 602</td><td>\$ 247</td><td>\$ 484</td></tr><tr><td>35</td><td>326</td><td>656</td><td>287</td><td>577</td><td>450</td><td>905</td><td>362</td><td>727</td></tr><tr><td>45</td><td>512</td><td>719</td><td>451</td><td>633</td><td>706</td><td>992</td><td>568</td><td>797</td></tr><tr><td>55</td><td>867</td><td>958</td><td>763</td><td>843</td><td>1,196</td><td>1,321</td><td>961</td><td>1,062</td></tr><tr><td>60</td><td>1,118</td><td>1,127</td><td>984</td><td>992</td><td>1,542</td><td>1,554</td><td>1,239</td><td>1,249</td></tr><tr><td>64</td><td>1,350</td><td>1,299</td><td>1,188</td><td>1,143</td><td>1,862</td><td>1,792</td><td>1,496</td><td>1,440</td></tr></table>		Anthem Classic PPO		Anthem Advantage PPO		Anthem CalCare HMO		Kaiser with Chiro HMO		Age	M	F	M	F	M	F	M	F	25	\$ 223	\$ 437	\$ 196	\$ 384	\$ 308	\$ 602	\$ 247	\$ 484	35	326	656	287	577	450	905	362	727	45	512	719	451	633	706	992	568	797	55	867	958	763	843	1,196	1,321	961	1,062	60	1,118	1,127	984	992	1,542	1,554	1,239	1,249	64	1,350	1,299	1,188	1,143	1,862	1,792	1,496	1,440
	Anthem Classic PPO		Anthem Advantage PPO		Anthem CalCare HMO		Kaiser with Chiro HMO																																																																		
Age	M	F	M	F	M	F	M	F																																																																	
25	\$ 223	\$ 437	\$ 196	\$ 384	\$ 308	\$ 602	\$ 247	\$ 484																																																																	
35	326	656	287	577	450	905	362	727																																																																	
45	512	719	451	633	706	992	568	797																																																																	
55	867	958	763	843	1,196	1,321	961	1,062																																																																	
60	1,118	1,127	984	992	1,542	1,554	1,239	1,249																																																																	
64	1,350	1,299	1,188	1,143	1,862	1,792	1,496	1,440																																																																	



August 7, 2024

E-14



EXHIBIT – DEFINITIONS

<p>■ OPEB Accrual Accounting</p>	<ul style="list-style-type: none"> ■ Project future employer-provided benefit cash flows for current active employees and current retirees ■ Discount projected cash flow to valuation date using discount rate (assumed return on assets used to pay benefits) and other actuarial assumptions to determine present value of projected future benefits (PVB) ■ Allocate PVB to past, current, and future periods using the actuarial cost method ■ Actuarial cost method used for this valuation is the Entry Age Normal Cost method which determines Normal Cost as a level percentage of payroll (same method used by CalPERS) ■ Normal Cost is amount allocated to current fiscal year ■ Actuarial Accrued Liability (AAL) is amount allocated to prior service with employer ■ Unfunded AAL (UAAL) is AAL less plan assets pre-funded in a segregated and restricted trust
<p>■ PayGo Cost</p>	<ul style="list-style-type: none"> ■ Cash subsidy is the pay-as-you-go employer benefit payments for retirees ■ Implicit subsidy is the difference between the actual cost of retiree benefits and retiree premiums subsidized by active employee premiums



August 7, 2024

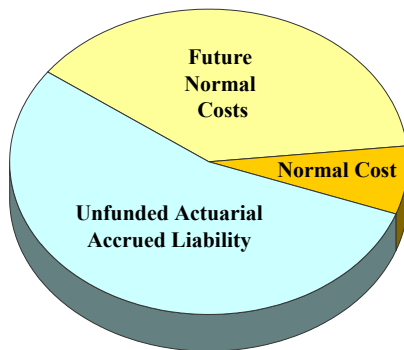
E-15



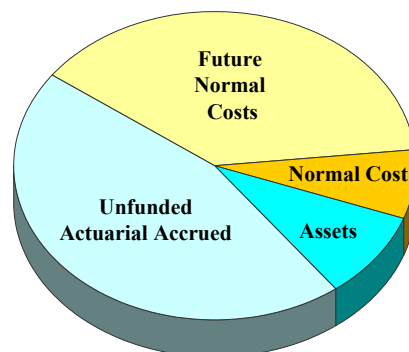
EXHIBIT – DEFINITIONS

Present Value of Benefits

**Present Value of Benefits
(Without Plan Assets)**



**Present Value of Benefits
(With Plan Assets)**



August 7, 2024

E-16





ORANGE COUNTY WATER DISTRICT RETIREE HEALTHCARE PLAN

June 30, 2023 Actuarial Valuation Plan Funding for 2024/25 and 2025/26

Doug Pryor, Senior Consulting Actuary
Foster & Foster, Inc.

August 15, 2024

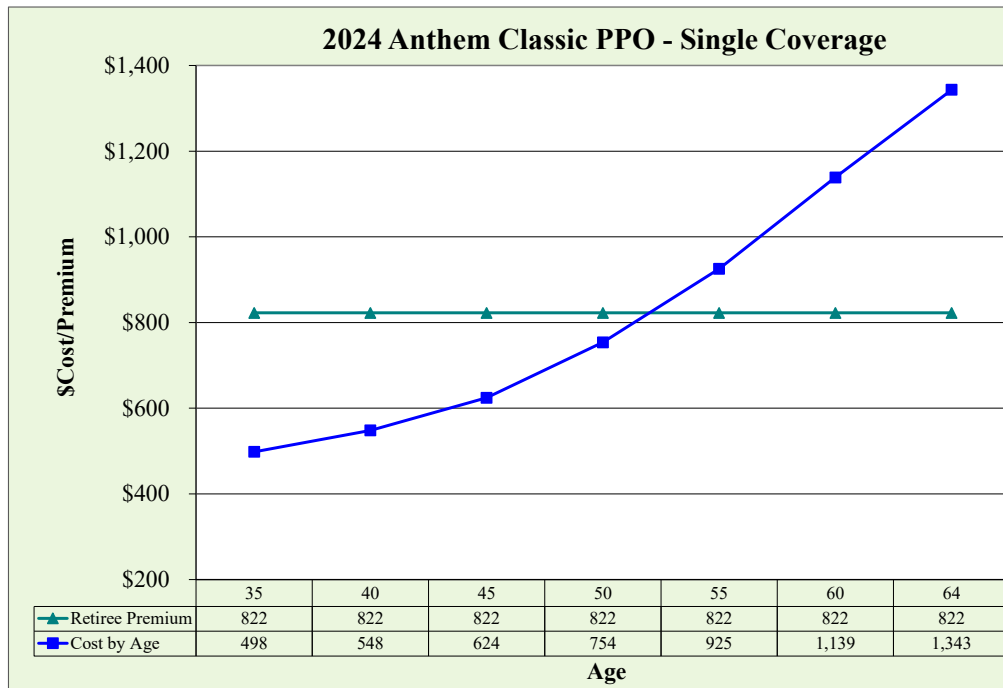
BENEFIT SUMMARY

	Hired < 7/1/2009	Hired ≥ 7/1/2009			
■ Eligibility	■ Service retire at age 55 with 12 consecutive years District service				
■ Medical Benefit	■ 2023 District paid amounts				
		Non-Medicare		Medicare	
		Single	2-Party	Single	2-Party
	Anthem Blue Cross				
	Prudent Buyer Classic PPO	\$734.34	\$1,182.80	n/a	n/a
	Prudent Buyer Advantage PPO	646.22	1,208.93	n/a	n/a
	California Care HMO	976.29	1,710.82	n/a	n/a
	Kaiser Traditional HMO	673.19	1,142.80	\$160.97	\$266.79
	United Health Care (UHC) Medicare Advantage Plan	n/a	n/a	404.70	784.98
	■ Effective 1/1/24, District pays portion of monthly premium:				
■ 100% of single premiums					
■ 95% of dual/family premiums (97% for UHC Medicare Advantage)					
■ District paid benefits for life		■ Terminates at Medicare eligibility			



IMPLICIT SUBSIDY

- Actives and retirees are pooled and have blended rates
- Active employee premiums subsidize retiree cost:



August 15, 2024

2



PARTICIPANT STATISTICS

Actives

	6/30/17	6/30/19	6/30/21	6/30/23
■ Count				
■ Tier 1: Hired < 7/1/09	147	123	115	98
■ Tier 2: Hired ≥ 7/1/09	<u>72</u>	<u>88</u>	<u>101</u>	<u>118</u>
■ Total	219	211	216	216
■ Average				
• Age	48.3	47.5	48.0	48.0
• District Service	12.8	12.7	13.3	13.3
• Pay	\$102,300	\$ 115,900	\$ 117,200	\$ 122,900
■ Estimated Payroll ¹	22,404,000	24,457,000	25,321,000	26,549,000

Retirees

	6/30/17	6/30/19	6/30/21	6/30/23
■ Count	70	85	90	102
■ Average				
• Age	73.7	72.8	73.3	73.4
• Retirement Age	63.6	63.1	62.9	63.1

¹ Covered employee payroll from GASBS 75 reporting for the year ending on the valuation date.



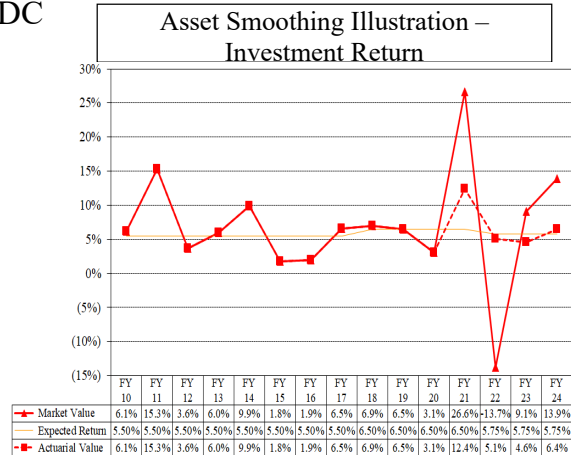
August 15, 2024

3



ACTUARIAL METHODS & ASSUMPTIONS

Assumption	June 30, 2023 Valuation
■ Valuation Date	■ June 30, 2023 ■ FY25 and FY26 actuarially determined contribution (ADC) ■ Basis for FY 24 and FY 25 financial statement reporting
■ Discount Rate	■ 5.75% This return is expected to be achieved with 50% confidence, based on Foster & Foster modeling for the PARS Balanced Fund.
■ Funding Policy	■ District contributes full ADC ■ For ADC, asset gains & losses are smoothed over 5 years ■ Level dollar amortization, 18-year period



August 15, 2024

4



RESULTS

Plan Funded Status

(Amounts in 000's)

	6/30/2021	6/30/2023
■ Actuarial Accrued Liability		
• Actives (future retirees)	\$ 14,008	\$ 14,680
• Retirees	<u>10,160</u>	<u>13,077</u>
• Total	24,168	27,757
■ Actuarial Value of Assets (AVA)	<u>24,425</u>	<u>28,340</u>
■ Overfunded AAL	(257)	(583)
■ Funded Percentage (Assets/AAL)		
• Actuarial value of assets	101%	102%
• Market value of assets	114%	99%



August 15, 2024

5



RESULTS

Overfunded Actuarial Accrued Liability Estimated Changes

(Amounts in 000's)

	Overfunded AAL
■ Actual at 6/30/21	\$ (257)
■ Expected at 6/30/23	(860)
■ Changes	
• Plan change (increase dual/family caps to 95%/97%)	40
• Actual premiums and caps lower than expected	(997)
• Overall increase in medical trend (expected future increases in medical premiums)	1,320
• Updated Medicare eligibility assumption (reflects current non-Medicare retirees and future retirees not expected to be in Medicare plans)	907
• Demographics	37
• Contributions > ADC	(1,517)
• Investment return below expected	<u>487</u>
• Total Changes	277
■ Actual at 6/30/23	(583)



August 15, 2024

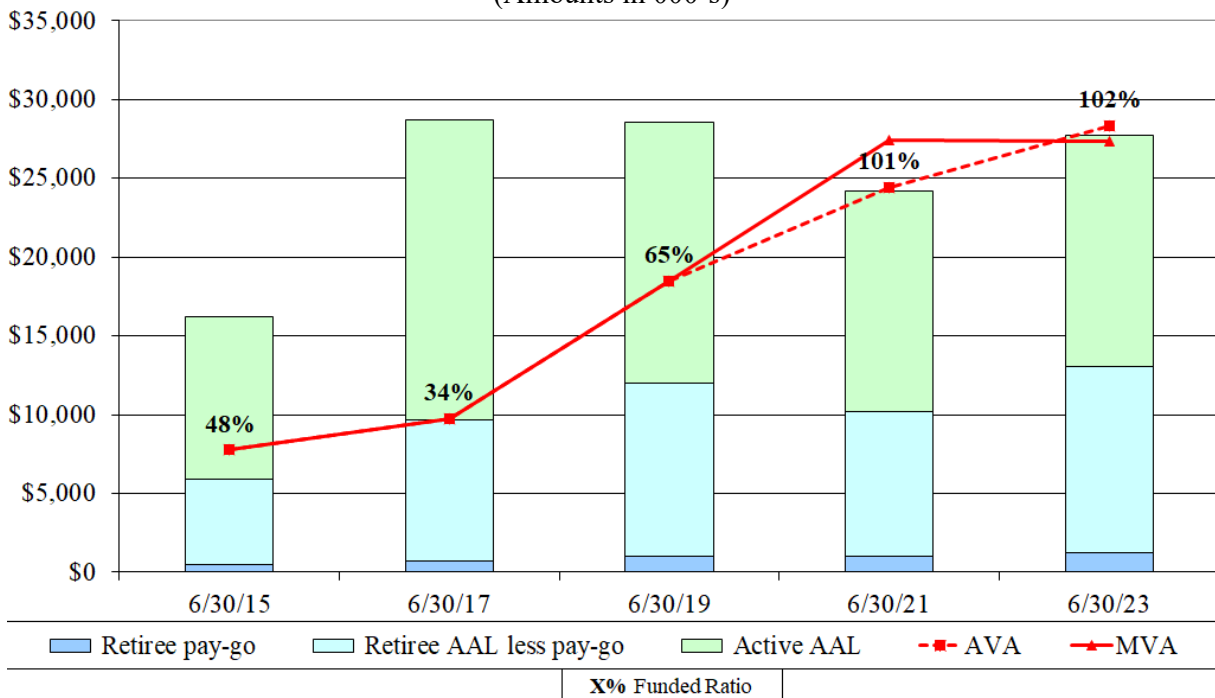
6



RESULTS

Historical Funded Status

(Amounts in 000's)



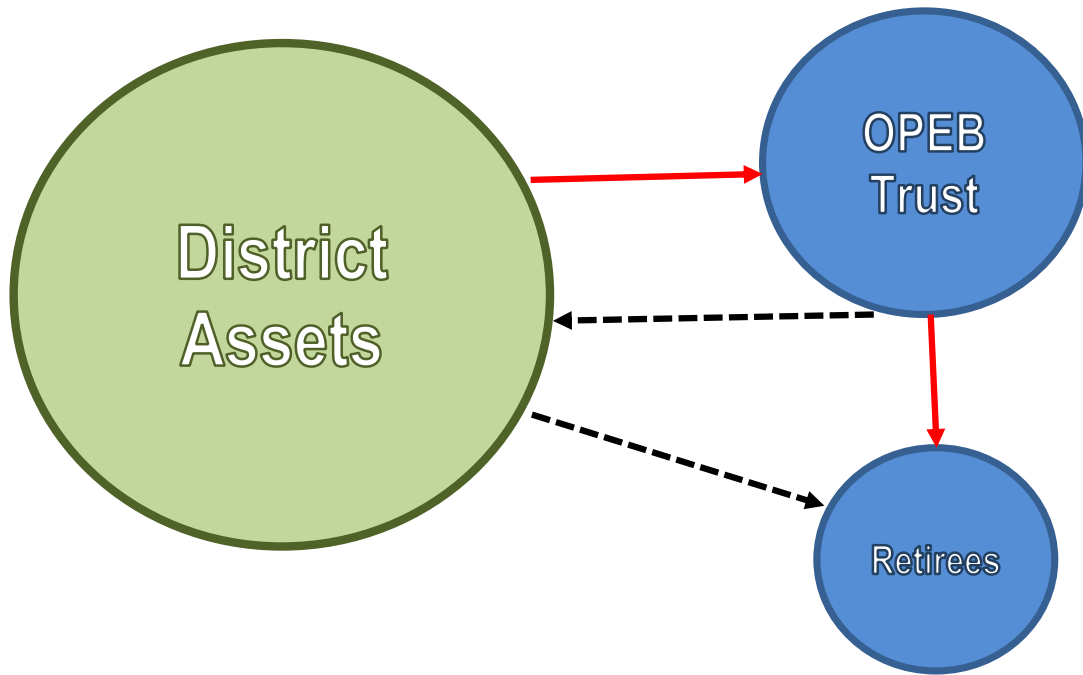
August 15, 2024

7



RESULTS

Actuarially Determined Contribution (ADC)



August 15, 2024

8



RESULTS

Actuarially Determined Contribution (ADC)

(Amounts in 000's)

	6/30/21 Valuation		6/30/23 Valuation	
	2022/23	2023/24	2024/25	2025/26
■ ADC				
• Normal Cost (value of benefits accruing for active employees)	\$ 685	\$ 674	\$ 730	\$ 726
• Administrative Expense	61	63	44	46
• UAAL Amortization	<u>(102)</u>	<u>(97)</u>	<u>(91)</u>	<u>(132)</u>
• Total	644	640	684	640



August 15, 2024

9



RESULTS

Actuarial Obligations by Tier

June 30, 2023

(Amounts in 000's)

	Tier 1	Tier 2	Total
■ Actuarial Accrued Liability			
• Actives	\$ 13,364	\$ 1,315	\$ 14,680
• Retirees	<u>13,018</u>	<u>58</u>	<u>13,077</u>
• Total	26,382	1,373	27,757
■ Actuarial Value of Assets³	<u>26,936</u>	<u>1,402</u>	<u>28,340</u>
■ Overfunded AAL	(554)	(29)	(583)
■ % of Actuarial Accrued Liability	95%	5%	100%
■ Normal Cost 2024/25	526	204	730
■ Number of active employees	98	118	216
■ Normal Cost per employee	\$ 5.4	\$ 1.7	\$ 3.4

³ Asset allocation based on Actuarial Accrued Liability.



August 15, 2024

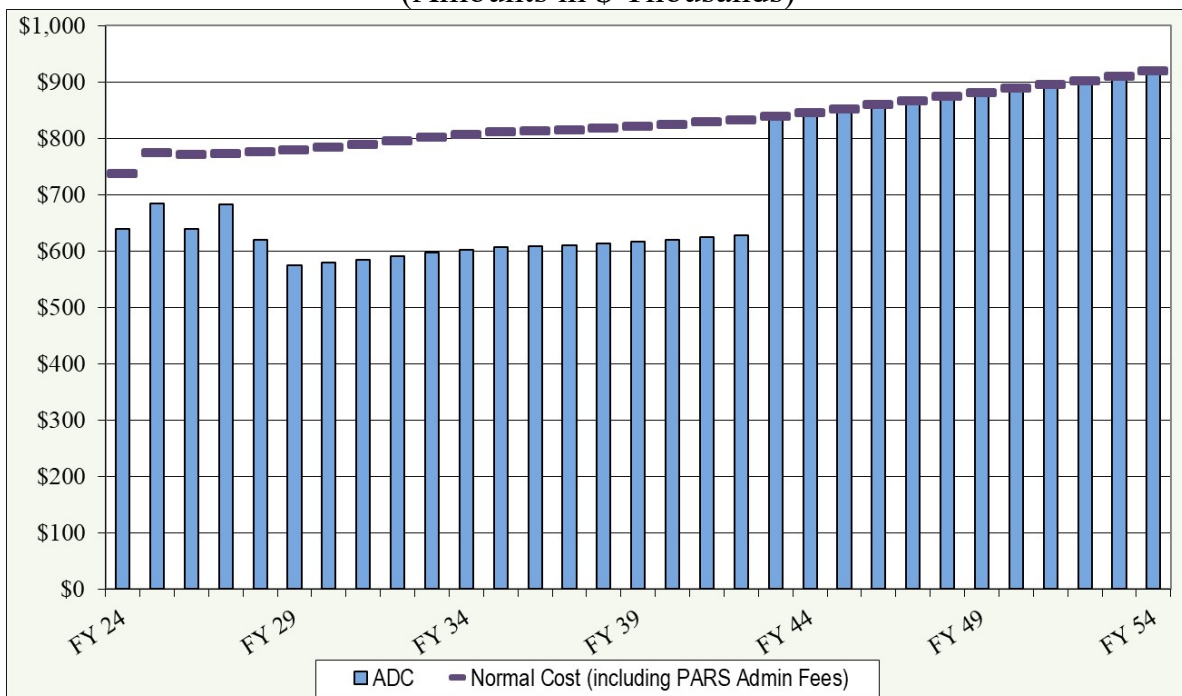
10



RESULTS

Projected Contributions

(Amounts in \$ Thousands)



August 15, 2024

11



AGENDA ITEM SUBMITTAL

Meeting Date: August 15, 2024

To: Administration/Finance Issues Cte
Board of Directors

From: John Kennedy

Staff Contact: B. Dosier

Budgeted: Yes

Budgeted Amount: \$400,000

Cost Estimate: \$495,000 - \$579,000

Funding Source: New Equipment

Program/Line-Item No.: E24.17110.1016

General Counsel Approval: N/A

Engineers/Feasibility Report: NA

CEQA Compliance: N/A

**Subject: PROPOSED AUDIOVISUAL REPLACEMENTS TO THE BOARDROOM, C2
AND C3 CONFERENCE ROOMS**

SUMMARY

The audiovisual systems in the Boardroom, C2 and C3 conference rooms, installed by Integrated Media Systems, Inc. (IMS) 12 years ago, have reached their end of life and are causing issues due to equipment failure, lack of support and difficulty in finding replacement parts. Staff has been working with Western Audio Visual and Security (WAVS), an audiovisual contractor, to review these systems, recommend audiovisual updates and develop specifications for a replacement Request for Proposals (RFP).

RECOMMENDATION

Agendize for August 21 Board meeting: Direct staff to develop a Request for Proposals (RFP) for an audiovisual contractor to replace the audiovisual systems in the Boardroom, to include the direct view LED (dvLED) video wall option, and in the C2 and C3 conference rooms.

BACKGROUND/ANALYSIS

The District Boardroom is used primarily for meetings of the District's 10-member Board of Directors and provides audience seating for up to 130 people. OCWD conducts semi-monthly Board meetings, and holds committee meetings, workshops, tours, and other public meetings in the Boardroom and conference rooms. The Boardroom and conference rooms are also used by the Metropolitan Water Districts of Orange County (MWDOC), and occasionally, by several outside agencies and organizations for public meetings. Meetings are held in person, however, as a courtesy, are typically provided with virtual meeting platforms like Zoom.

The audiovisual equipment in the meeting rooms have reached their useful lifetimes, with most items now obsolete and no longer supported. On January 17, 2024 meeting, the Board authorized an agreement with WAVS to review and recommend updates and develop specifications for a replacement RFP.

The replacement would include audio and video communication and control equipment, amplifiers, microphones, control panels, graphic controllers, video screens, and a request-to-speak and voting system.

Per the agreement with WAVS, they are to perform their analysis in three phases:

- Phase 1. **Needs Assessment (completed)** – review existing equipment, meet with District stakeholders, and draft a memo outlining the needs of an AV system.
- Phase 2. **Design Alternatives (current)** – provide summary descriptions and itemized cost estimates of 3 design alternatives.
- Phase 3. **Bid package for AV system upgrade** – provide function design, plan drawings, tech specs and other info necessary for an RFP or other bid package.

At the June 2024 Administration /Finance Issues Committee, staff provided an update of WAVS' recommended configuration for the Boardroom and conference rooms per Phase 1. WAVS is working on Phase 2 and has provided preliminary cost estimates and alternatives. Staff is bringing an overview of the Phase 2 design alternatives to the Committee for comment and direction.

Boardroom Alternatives:

WAVs proposes three alternatives for the viewing screen:

- 1) dvLED video wall (direct view LED);
- 2) a video wall similar to the one in currently installed; and
- 3) a projector and motorized screen.

Additionally, WAVS is proposing touchscreens at the dais, a system control and voting system, multiple cameras, and improved microphone and audio capabilities.

WAVS recommends Alternative 1 as the preferred system. This option delivers a bright, clear image on the video screens without the distracting lines caused by the bezels of the current video wall (and of the video wall of Alternative 2). Board members have previously requested a seamless video display, making this a significant improvement. Additionally, the dvLED wall, composed of multiple screens, offers enhanced reliability. Unlike Alternative 3 (projector), it eliminates the risk of a single-point-of-failure, as the screens can be reconfigured if needed.

C2 and C3 Conference Room Recommendation:

WAVs proposes a large digital LED display, integrated audio capabilities, camera and touch panel controls, similar to what is currently in place. Estimated cost is \$58,484 for each conference room.

Estimated costs for Boardroom and Conference Rooms:

Following are estimated total costs for the purchase and installation of audiovisual equipment in the Boardroom and conference rooms.

Alternative	Boardroom	C2	C3	Total
1) dvLED	\$461,347	\$58,484	\$58,484	\$578,315
2) Video wall	\$417,023	\$58,484	\$58,484	\$523,991
3) Projector	\$417,409	\$58,484	\$58,484	\$494,377

NOTE: alternatives 2 and 3 do not include work required to return wall back to its original form prior to the installation of the existing video wall by IMS in 2012.

These costs do not include ongoing annual maintenance; however, staff estimates that based on past maintenance audiovisual equipment maintenance agreements, the cost would be about \$25,000 per year.

Chambers of Commerce

At the request of the committee, staff surveyed several chambers of commerce as to their audiovisual capabilities.

- The Fountain Valley Chamber of Commerce does not have its own conference room. When needed, they utilize the conference room at the Fountain Valley School District, which is equipped with a PC connected to a projector.
- The Brea Chamber of Commerce is currently without its own conference rooms. However, they are in the process of relocating to a new facility that will include a conference room. The new setup will feature a PC directly connected to a large TV screen.
- The North Orange County Chamber of Commerce offers multiple conference rooms equipped with PCs connected to large TV screens.

Based on recommendation from WAVS, staff recommends authorization to develop an RFP for an audiovisual contractor to replace the audiovisual systems in the Boardroom, to include the direct view LED (dvLED) video wall option, and in the C2 and C3 conference rooms. Staff would return at a future date for approval from the Board to issue the RFP.

PRIOR RELEVANT BOARD ACTION(S)

01/17/2024 R24-1-8 Authorize issuance of Agreement with Western Audio Visual & Security in an amount not to exceed \$14,000 to develop audiovisual specifications for the Boardroom, C2 and C3 conference rooms.

01/18/2012 M12-15 Authorize issuance of a Change Order to Integrated Media Systems, Inc. for an increase to Purchase Order in the amount of \$74,445 for additional equipment and services required in the Boardroom and Conference Rooms upgrade.

09/21/2011 R11-9-145 Authorize issuance of a Purchase Order to Integrated Media Systems for an amount not to exceed \$466,177 for the purchase, configuration, installation, and commissioning of equipment and services to replace the District's existing audiovisual systems in the Boardroom and C2 and C3 Conference Rooms

03/16/2011 M11-51 Authorize issuance of an RFP for Boardroom and Conference Room Audiovisual contractor

09/16/1998 R98-9-146 Authorize Purchase Order to JOS Projection Systems for Boardroom Audiovisual System Improvements

AGENDA ITEM SUBMITTAL

Meeting Date: August 15, 2024

To: Administration/Finance Issues Cte.
Board of Directors

From: John Kennedy

Staff Contact: R. Fick / M. Ochoa

Budgeted: N/A

Budgeted Amount: N/A

Cost Estimate: N/A

Funding Source: N/A

Program/Line Item No. N/A

General Counsel Approval: N/A

Engineers/Feasibility Report: N/A

CEQA Compliance: N/A

**Subject: CERTIFICATE OF ACHIEVEMENT FOR EXCELLENCE IN
FINANCIAL REPORTING**

SUMMARY

The Government Finance Officers Association (GFOA) awarded a Certificate of Achievement for Excellence in Financial Reporting to the District for its Annual Comprehensive Financial Report (ACFR) for the fiscal year ended June 30, 2023. To be awarded a Certificate of Achievement, a governmental unit must publish an easily readable and efficiently organized ACFR, whose contents conform to program standards. This report must satisfy both generally accepted accounting principles and applicable legal requirements.

Attachment: Certificate of Achievement for Excellence in Financial Reporting

RECOMMENDATION

Informational

BACKGROUND/ANALYSIS

This is the 16th year in a row that the District has received an award for its comprehensive annual financial report. The Certificate of Achievement is the highest form of recognition on the area of governmental accounting and financial reporting. The attainment of this award represents a significant accomplishment by the District and its staff.

The preparation of an ACFR on a timely basis is a complex task, made possible only by the combined efforts of many persons. The Finance and Accounting department staff deserve special recognition. Without their efforts, the completion of the ACFR with receipt of the Certificate of Achievement for Excellence in Financial Reporting would not have been possible.

PRIOR RELEVANT BOARD ACTION(S)

N/A



Government Finance Officers Association

Certificate of
Achievement
for Excellence
in Financial
Reporting

Presented to

**Orange County Water District
California**

For its Annual Comprehensive
Financial Report
For the Fiscal Year Ended

June 30, 2023

Christopher P. Morill

Executive Director/CEO

AGENDA ITEM SUBMITTAL

Meeting Date: August 15, 2024

To: Administration/Finance Issues Cte.
Board of Directors

From: John Kennedy

Staff Contact: R. Fick/M. Ochoa

Budgeted: Yes

Budgeted Amount: N/A

Cost Estimate: N/A

Funding Source: All

Program/Line Item No. N/A

General Counsel Approval: N/A

Engineers/Feasibility Report: N/A

CEQA Compliance: N/A

Subject: MONTHLY CASH DISBURSEMENTS REPORT

SUMMARY

The Committee requested that staff provide information related to the District's cash disbursements and that it be included for review at Administration/Finance Issues Committee meetings.

Attachments: Cash Disbursements Reports for the period June 27, 2024 – July 31, 2024

RECOMMENDATION

Informational

BACKGROUND/ANALYSIS

At the request of the Committee, the Cash Disbursements reports are included in detail for review at Administration/Finance Issues Committee meeting. They are also included in the Board packet to be ratified. Checks numbered with a series beginning with an 8 represent normal automated system vendor check payments, checks numbered with an 80 represent vendor payments via single use account, and checks numbered with a series beginning with a 9 are manual checks or wire transfer disbursements.

PRIOR RELEVANT BOARD ACTION(S)

Monthly

Orange County Water District

Check Register

Begin Date: 2024-06-27

End Date: 2024-07-03

Page: 1

Accounts Payable Check Register Presented for Board Ratification and/or Approval

Check No.	Date	Vendor Name	Invoice #	Purpose	Invoice Amount	Check Amount	FYTD
118609	2024-06-26	CITY OF ORANGE	Inv# 00095690_20240606	04/03/2024 - 06/05/2024	(\$165.23)		
118609	2024-06-26	CITY OF ORANGE	Inv# 0170431	PFAS reimbursement #03	(\$1,299,161.80)		
118609	2024-06-26	CITY OF ORANGE	Inv# REIMBURS COST SHARE AGREE		(\$76,686.59)		
Total for Check:		118609				(\$1,376,013.62)	\$642.15
118727	2024-06-27	CITY OF ORANGE	Inv# 0170431	PFAS reimbursement #03	\$1,299,161.80		
Total for Check:		118727				\$1,299,161.80	\$0.00
118728	2024-06-27	CITY OF ORANGE	Inv# 00095690_20240606	04/03/2024 - 06/05/2024	\$165.23		
Total for Check:		118728				\$165.23	\$642.15
118729	2024-06-27	CITY OF ORANGE	Inv# REIMBURS COST SHARE AGREE		\$76,686.59		
Total for Check:		118729				\$76,686.59	\$0.00
118730	2024-07-03	ABSOLUTE STANDARDS, INC.	Inv# 236251	Supplies	\$318.75		
118730	2024-07-03	ABSOLUTE STANDARDS, INC.	Inv# 236251	Shipping and Handling	\$15.00		
Total for Check:		118730				\$333.75	\$333.75
118731	2024-07-03	ACWA JPIA	Inv# O-0000010881	Underground Storage Tank FHQ	\$2,732.00		
Total for Check:		118731				\$2,732.00	\$14,819.00
118732	2024-07-03	ACWA JPIA	Inv# O-0000010870	Fiduciary Liab. 8/5/24-8/4/25	\$8,067.00		
Total for Check:		118732				\$8,067.00	\$14,819.00
118733	2024-07-03	ACWA JPIA	Inv# O-0000010841	CCP0530565 7/1/24-6/30/25	\$4,020.00		
Total for Check:		118733				\$4,020.00	\$14,819.00
118734	2024-07-03	AECOM TECHNICAL SERVICES, INC.	Inv# 2000895744	4/27-5/24 Prado shooting range	\$4,421.76		
Total for Check:		118734				\$4,421.76	\$4,421.76
118735	2024-07-03	AGILENT TECHNOLOGIES, INC.	Inv# 127968990	Supplies	\$230.55		
118735	2024-07-03	AGILENT TECHNOLOGIES, INC.	Inv# 127968990	Shipping and Handling	\$8.70		
118735	2024-07-03	AGILENT TECHNOLOGIES, INC.	Inv# 127986614	SUPPLIES	\$913.50		
118735	2024-07-03	AGILENT TECHNOLOGIES, INC.	Inv# 127986614	Shipping and Handling	\$2.18		
118735	2024-07-03	AGILENT TECHNOLOGIES, INC.	Inv# 127987565	Supplies	\$587.25		
118735	2024-07-03	AGILENT TECHNOLOGIES, INC.	Inv# 127987565	Supplies	\$482.84		
118735	2024-07-03	AGILENT TECHNOLOGIES, INC.	Inv# 127987565	Supplies	\$302.33		
118735	2024-07-03	AGILENT TECHNOLOGIES, INC.	Inv# 127987565	Shipping and Handling	\$8.70		
Total for Check:		118735				\$2,536.05	\$2,536.05
118736	2024-07-03	AMAZON CAPITAL SERVICES, INC	Inv# 19HC-71K4-TR7L	REPLACES BPO# 516808	\$89.09		
Total for Check:		118736				\$89.09	\$89.09

Orange County Water District

Check Register

Begin Date: 2024-06-27

End Date: 2024-07-03

Page: 2

Accounts Payable Check Register Presented for Board Ratification and/or Approval

Check No.	Date	Vendor Name	Invoice #	Purpose	Invoice Amount	Check Amount	FYTD
118737	2024-07-03	ANAHEIM, CITY OF	Inv# 0110200001_20240618		\$27.97		
118737	2024-07-03	ANAHEIM, CITY OF	Inv# 0110202302_20240618	05/14/2024 to 06/13/2024	\$23.26		
118737	2024-07-03	ANAHEIM, CITY OF	Inv# 0129051000_20240618	05/15/2024 to 06/14/2024	\$25.37		
118737	2024-07-03	ANAHEIM, CITY OF	Inv# 0145085300_20240619	05/15/2024 to 06/13/2024	\$73.52		
118737	2024-07-03	ANAHEIM, CITY OF	Inv# 0151869000_20240618	05/15/2024 to 06/14/2024	\$54.22		
118737	2024-07-03	ANAHEIM, CITY OF	Inv# 0151942300_20240618	05/14/2024 to 06/13/2024	\$46.89		
Total for Check:		118737				\$251.23	\$251.23
118738	2024-07-03	BANK OF AMERICA, N.A.	Inv# 68175918_20240701	04.01-06.30 letter of credit	\$96,694.62		
Total for Check:		118738				\$96,694.62	\$96,694.62
118739	2024-07-03	BAY ALARM COMPANY	Inv# 21458393	1529	\$316.05		
118739	2024-07-03	BAY ALARM COMPANY	Inv# 21465755	1529	\$402.00		
118739	2024-07-03	BAY ALARM COMPANY	Inv# 21471229	1529	\$289.41		
118739	2024-07-03	BAY ALARM COMPANY	Inv# 21489481	1529	\$372.00		
118739	2024-07-03	BAY ALARM COMPANY	Inv# 21490671	1529	\$297.00		
118739	2024-07-03	BAY ALARM COMPANY	Inv# 21494301		(\$14.04)		
118739	2024-07-03	BAY ALARM COMPANY	Inv# 21494537		(\$19.41)		
Total for Check:		118739				\$1,643.01	\$1,643.01
118740	2024-07-03	BPS SUPPLY GROUP	Inv# 53139693.001	Generated by reorder 6/17/24 6	\$323.51		
118740	2024-07-03	BPS SUPPLY GROUP	Inv# 53139693.001	Shipping	\$24.77		
118740	2024-07-03	BPS SUPPLY GROUP	Inv# 53139693.001	Handling	\$4.35		
118740	2024-07-03	BPS SUPPLY GROUP	Inv# 53139693.001	Discount	(\$5.95)		
Total for Check:		118740				\$346.68	\$346.68
118741	2024-07-03	BRENNTAG PACIFIC INC.	Inv# BPI440663	6/25 12.1111 ton caustic soda	\$8,903.48		
118741	2024-07-03	BRENNTAG PACIFIC INC.	Inv# BPI440663	discount	(\$178.07)		
118741	2024-07-03	BRENNTAG PACIFIC INC.	Inv# BPI440994	6/26 21.75 Ton H.Peroxide	\$10,875.00		
118741	2024-07-03	BRENNTAG PACIFIC INC.	Inv# BPI440994	discount	(\$217.50)		
Total for Check:		118741				\$19,382.91	\$19,382.91
118742	2024-07-03	BUSINESS MANAGEMENT DAILY	Inv# LT0475		\$89.00		
Total for Check:		118742				\$89.00	\$89.00
118743	2024-07-03	Bouley, Ryan	Inv# APRIL 2024 TRA, STIPENDS		\$597.73		
Total for Check:		118743				\$597.73	\$597.73
118744	2024-07-03	Boyd, Michelle	Inv# SEPT 4 2023-JUL 3 2024 ST stipends (10)	9/4/23-7/3/24	\$400.00		

Orange County Water District

Check Register

Begin Date: 2024-06-27

End Date: 2024-07-03

Page: 3

Accounts Payable Check Register Presented for Board Ratification and/or Approval

Check No.	Date	Vendor Name	Invoice #	Purpose	Invoice Amount	Check Amount	FYTD
		Total for Check:	118744			\$400.00	\$400.00
118745	2024-07-03	CITY OF HUNTINGTON BEACH	Inv# 5386189_20240626	05/23/2024 - 06/24/2024	\$46.26		
		Total for Check:	118745			\$46.26	\$46.26
118746	2024-07-03	CITY OF IRVINE	Inv# 180001838	Irvine Bus.License for Permits	\$70.42		
		Total for Check:	118746			\$70.42	\$70.42
118747	2024-07-03	CITY OF ORANGE	Inv# 00030145-00_20240626	04/24/2024 - 06/25/2024	\$168.43		
118747	2024-07-03	CITY OF ORANGE	Inv# 00038354-00_20240626	04/24/2024 - 06/25/2024	\$473.72		
		Total for Check:	118747			\$642.15	\$642.15
118748	2024-07-03	COASTLINE EQUIPMENT COMPANY, INC.	Inv# 1120675	RO:TR-61 AIR COMPRESSOR WATER	\$465.18		
118748	2024-07-03	COASTLINE EQUIPMENT COMPANY, INC.	Inv# 1120675	RO:TR-61 AIR COMPRESSOR WATER	\$103.20		
118748	2024-07-03	COASTLINE EQUIPMENT COMPANY, INC.	Inv# 1120675	RO:TR-61 AIR COMPRESSOR WATER	\$71.48		
118748	2024-07-03	COASTLINE EQUIPMENT COMPANY, INC.	Inv# 1120675	Misc	\$33.83		
118748	2024-07-03	COASTLINE EQUIPMENT COMPANY, INC.	Inv# 1120675	RO:TR-61 AIR COMPRESSOR WATER	\$32.10		
		Total for Check:	118748			\$705.79	\$705.79
118749	2024-07-03	CONSTELLATION NEWENERGY INC.	Inv# 68615777301	05/21/2024 to 06/20/2024	\$5,597.13		
		Total for Check:	118749			\$5,597.13	\$5,597.13
118750	2024-07-03	DXP ENTERPRISES, INC.	Inv# 54469775	Slide Rail System for MF F Tra	\$20,200.71		
118750	2024-07-03	DXP ENTERPRISES, INC.	Inv# 54469775	Freight Out	\$475.76		
118750	2024-07-03	DXP ENTERPRISES, INC.	Inv# 54469794	Seal Minder Cables for MF F Tr	\$1,104.90		
118750	2024-07-03	DXP ENTERPRISES, INC.	Inv# 54469794	Freight out	\$35.04		
		Total for Check:	118750			\$21,816.41	\$21,816.41
118751	2024-07-03	COUNTY OF ORANGE	Inv# Z2445514	FE23-0097 May 2024	\$1,825.51		
		Total for Check:	118751			\$1,825.51	\$1,825.51
118752	2024-07-03	COUNTY OF ORANGE	Inv# JULY 2024	SAR Parcel E01-706.1	\$2,420.25		
		Total for Check:	118752			\$2,420.25	\$2,420.25
118753	2024-07-03	COUNTY OF ORANGE-HEALTH CARE AGENCY	Inv# 3 WELL BORING FEES	3 Well Install Permits	\$1,638.00		
118753	2024-07-03	COUNTY OF ORANGE-HEALTH CARE AGENCY	Inv# WELL DECONSTRUCTION FEES	MCAS-10 Well Destruction Fee	\$200.00		

Orange County Water District

Check Register

Begin Date: 2024-06-27

End Date: 2024-07-03

Page: 4

Accounts Payable Check Register Presented for Board Ratification and/or Approval

Check No.	Date	Vendor Name	Invoice #	Purpose	Invoice Amount	Check Amount	FYTD
Total for Check:		118753				\$1,838.00	\$1,838.00
118754	2024-07-03	CPI INTERNATIONAL	Inv# 20065370	lab supplies	\$65.25		
118754	2024-07-03	CPI INTERNATIONAL	Inv# 20065370	Discount	(\$1.20)		
118754	2024-07-03	CPI INTERNATIONAL	Inv# 20065487	SUPPLIES	\$400.20		
118754	2024-07-03	CPI INTERNATIONAL	Inv# 20065487	Discount	(\$7.36)		
Total for Check:		118754				\$456.89	\$456.89
118755	2024-07-03	CS-AMSCO	Inv# 19601	Auma actuator lockable cover	\$478.41		
118755	2024-07-03	CS-AMSCO	Inv# 19601	freight	\$17.02		
Total for Check:		118755				\$495.43	\$495.43
118756	2024-07-03	DDB ENGINEERING, INC.	Inv# IN202426	May24 GWRS 2023 report	\$13,249.00		
Total for Check:		118756				\$13,249.00	\$13,249.00
118757	2024-07-03	DEVAUL PAINT COMPANY	Inv# 00103938	BPO PAINT SUPPLIES	\$124.86		
Total for Check:		118757				\$124.86	\$124.86
118758	2024-07-03	DIAMOND ENVIRONMENTAL SERVICES	Inv# 0005475384	BPO PORTA POTTY	\$246.55		
118758	2024-07-03	DIAMOND ENVIRONMENTAL SERVICES	Inv# 0005475384	BPO PORTA POTTY	\$90.86		
Total for Check:		118758				\$337.41	\$337.41
118759	2024-07-03	ELECTRICAL RELIABILITY SERVICES INC.	Inv# 51091376	1520	\$49,570.00		
Total for Check:		118759				\$49,570.00	\$49,570.00
118760	2024-07-03	ENDRESS + HAUSER, INC.	Inv# 6002576114	Generated by reorder 5/2/24 12	\$1,739.30		
118760	2024-07-03	ENDRESS + HAUSER, INC.	Inv# 6002576114	Shipping and Handling	\$43.06		
Total for Check:		118760				\$1,782.36	\$1,782.36
118761	2024-07-03	ENGINEERING ANALYTICS, INC	Inv# 24-0506	Thru 5/31 South Basin FS	\$162.23		
Total for Check:		118761				\$162.23	\$162.23
118762	2024-07-03	ENVIRONMENTAL RESOURCE ASSOCIATES	Inv# 079850	PTs Quick Response	\$268.61		
118762	2024-07-03	ENVIRONMENTAL RESOURCE ASSOCIATES	Inv# 079850	PTs Quick Response	\$221.85		
118762	2024-07-03	ENVIRONMENTAL RESOURCE ASSOCIATES	Inv# 079850	PTs Quick Response	\$193.58		
118762	2024-07-03	ENVIRONMENTAL RESOURCE ASSOCIATES	Inv# 079850	Freight	\$68.67		

Orange County Water District

Check Register

Begin Date: 2024-06-27

End Date: 2024-07-03

Page: 5

Accounts Payable Check Register Presented for Board Ratification and/or Approval

Check No.	Date	Vendor Name	Invoice #	Purpose	Invoice Amount	Check Amount	FYTD
118762	2024-07-03	ENVIRONMENTAL RESOURCE ASSOCIATES	Inv# 079850	Handling	\$16.31		
Total for Check: 118762						\$769.02	\$769.02
118763	2024-07-03	EST ANALYTICAL	Inv# 1091624	Supplies	\$1,109.76		
118763	2024-07-03	EST ANALYTICAL	Inv# 1091624	Freight	\$17.33		
118763	2024-07-03	EST ANALYTICAL	Inv# 1091642	Supplies	\$1,298.48		
118763	2024-07-03	EST ANALYTICAL	Inv# 1091642	Freight	\$17.33		
Total for Check: 118763						\$2,442.90	\$2,442.90
118764	2024-07-03	EVANTEC CORPORATION	Inv# 202401041	LAB SUPPLIES	\$12,441.00		
118764	2024-07-03	EVANTEC CORPORATION	Inv# 202401041	LAB SUPPLIES	\$9,048.00		
118764	2024-07-03	EVANTEC CORPORATION	Inv# 202401041		\$239.00		
118764	2024-07-03	EVANTEC CORPORATION	Inv# 202401041	Discount	(\$197.60)		
Total for Check: 118764						\$21,530.40	\$21,530.40
118765	2024-07-03	EVOQUA WATER TECHNOLOGIES, LLC	Inv# 906396693	BPO TANK RENTAL WATER SYSTEM	\$301.94		
118765	2024-07-03	EVOQUA WATER TECHNOLOGIES, LLC	Inv# 906501798	BPO TANK RENTAL WATER SYSTEM	\$216.64		
Total for Check: 118765						\$518.58	\$518.58
118766	2024-07-03	EXCELSIOR ELEVATOR	Inv# 35055	BPO ELEVATOR SERVICE	\$583.33		
118766	2024-07-03	EXCELSIOR ELEVATOR	Inv# 35055	Discount	(\$17.50)		
Total for Check: 118766						\$565.83	\$565.83
118767	2024-07-03	FACTORY MOTOR PARTS	Inv# 12-5958662	Credit for INV#12-5923207	(\$283.84)		
118767	2024-07-03	FACTORY MOTOR PARTS	Inv# 12-5976394	BPO AUTO PARTS	\$68.93		
118767	2024-07-03	FACTORY MOTOR PARTS	Inv# 164-338483	BPO AUTO PARTS	\$289.67		
118767	2024-07-03	FACTORY MOTOR PARTS	Inv# 164-338483	Battery Fee	\$4.00		
118767	2024-07-03	FACTORY MOTOR PARTS	Inv# 164-339151	BPO AUTO PARTS	\$14.14		
118767	2024-07-03	FACTORY MOTOR PARTS	Inv# 164-339537	BPO AUTO PARTS	\$6.98		
Total for Check: 118767						\$99.88	\$99.88
118768	2024-07-03	FEDERAL EXPRESS CORPORATION	Inv# 8-544-87876		\$594.90		
118768	2024-07-03	FEDERAL EXPRESS CORPORATION	Inv# 8-544-87877	Package Delivery	\$115.59		
Total for Check: 118768						\$710.49	\$710.49
118769	2024-07-03	FISHER SCIENTIFIC CO.	Inv# 2520670	Generated by reorder 5/21/24 1	\$1,988.39		

Orange County Water District

Check Register

Begin Date: 2024-06-27

End Date: 2024-07-03

Page: 6

Accounts Payable Check Register Presented for Board Ratification and/or Approval

Check No.	Date	Vendor Name	Invoice #	Purpose	Invoice Amount	Check Amount	FYTD
118769	2024-07-03	FISHER SCIENTIFIC CO.	Inv# 2520670	Generated by reorder 5/21/24 1	\$330.48		
118769	2024-07-03	FISHER SCIENTIFIC CO.	Inv# 2557835		\$4,345.03		
Total for Check:		118769				\$6,663.90	\$6,663.90
118770	2024-07-03	FOUNTAIN VALLEY, CITY OF	Inv# 8157-237000-12_20240620		\$5,395.87		
118770	2024-07-03	FOUNTAIN VALLEY, CITY OF	Inv# 8157-238000-13_20240625	04/14/2024 to 06/16/2024	\$842.68		
118770	2024-07-03	FOUNTAIN VALLEY, CITY OF	Inv# 8157-238500-03_20240625	04/14/2024 to 06/16/2024	\$377.36		
118770	2024-07-03	FOUNTAIN VALLEY, CITY OF	Inv# 8166-100000-01_20240625	04/14/2024 to 06/16/2024	\$19,914.12		
118770	2024-07-03	FOUNTAIN VALLEY, CITY OF	Inv# 8166-300500-01_20240625	04/14/2024 to 06/16/2024	\$22,439.36		
Total for Check:		118770				\$48,969.39	\$48,969.39
118771	2024-07-03	FRONTIER COMMUNICATIONS	Inv# 714-965-1308_20240622	06/22/2024 to 07/21/2024	\$236.59		
Total for Check:		118771				\$236.59	\$317.16
118772	2024-07-03	FRONTIER COMMUNICATIONS	Inv# 209-150-2229_20240616	06/16/2024 to 07/15/2024	\$80.57		
Total for Check:		118772				\$80.57	\$317.16
118773	2024-07-03	FRUIT GROWERS LABORATORY INC	Inv# 405824A	BPO RADIOACTIVITY ANAYLSES	\$131.00		
118773	2024-07-03	FRUIT GROWERS LABORATORY INC	Inv# 406772A	BPO RADIOACTIVITY ANAYLSES	\$103.00		
118773	2024-07-03	FRUIT GROWERS LABORATORY INC	Inv# 406774A	BPO RADIOACTIVITY ANAYLSES	\$126.00		
118773	2024-07-03	FRUIT GROWERS LABORATORY INC	Inv# 406775A	BPO RADIOACTIVITY ANAYLSES	\$103.00		
Total for Check:		118773				\$463.00	\$463.00
118774	2024-07-03	GEIGER	Inv# 5565318	PROMOTIONAL GIVEAWAY	\$7,128.56		
118774	2024-07-03	GEIGER	Inv# 5565318	S&H	\$789.36		
118774	2024-07-03	GEIGER	Inv# 5565318	Discount	(\$79.18)		
Total for Check:		118774				\$7,838.74	\$7,838.74
118777	2024-07-03	GRAINGER INC.	Inv# 9124717837	BPO INDUSTRIAL SUPPLIES	\$58.85		
118777	2024-07-03	GRAINGER INC.	Inv# 9129811114	BPO INDUSTRIAL SUPPLIES	\$387.04		
118777	2024-07-03	GRAINGER INC.	Inv# 9129877966	BPO INDUSTRIAL SUPPLIES	\$94.05		
118777	2024-07-03	GRAINGER INC.	Inv# 9129877974	BPO INDUSTRIAL SUPPLIES	\$126.76		

Orange County Water District

Check Register

Begin Date: 2024-06-27

End Date: 2024-07-03

Page: 7

Accounts Payable Check Register Presented for Board Ratification and/or Approval

Check No.	Date	Vendor Name	Invoice #	Purpose	Invoice Amount	Check Amount	FYTD
118777	2024-07-03	GRAINGER INC.	Inv# 9130088421	Generated by reorder 5/22/24 1	\$65.88		
118777	2024-07-03	GRAINGER INC.	Inv# 9130088421	Generated by reorder 5/22/24 1	\$37.28		
118777	2024-07-03	GRAINGER INC.	Inv# 9130512818	Generated by reorder 5/22/24 1	\$42.63		
118777	2024-07-03	GRAINGER INC.	Inv# 9132203267	BPO INDUSTRIAL SUPPLIES	\$149.96		
118777	2024-07-03	GRAINGER INC.	Inv# 9132392144		\$210.56		
118777	2024-07-03	GRAINGER INC.	Inv# 9132392144		\$144.31		
118777	2024-07-03	GRAINGER INC.	Inv# 9132392144		\$62.97		
118777	2024-07-03	GRAINGER INC.	Inv# 9132392151		\$1,029.71		
118777	2024-07-03	GRAINGER INC.	Inv# 9132850604	BPO INDUSTRIAL SUPPLIES	\$217.86		
118777	2024-07-03	GRAINGER INC.	Inv# 9133616723		\$53.34		
118777	2024-07-03	GRAINGER INC.	Inv# 9133616731	Returned, Credit 9140076572	\$792.08		
118777	2024-07-03	GRAINGER INC.	Inv# 9135429331	BPO INDUSTRIAL SUPPLIES	\$253.52		
118777	2024-07-03	GRAINGER INC.	Inv# 9136815678	BPO INDUSTRIAL SUPPLIES	\$42.79		
118777	2024-07-03	GRAINGER INC.	Inv# 9138844981	Windsocks	\$217.97		
118777	2024-07-03	GRAINGER INC.	Inv# 9138844981	Windsocks	\$77.24		
118777	2024-07-03	GRAINGER INC.	Inv# 9138844981	Windsocks	\$48.62		
118777	2024-07-03	GRAINGER INC.	Inv# 9140076572		(\$792.08)		
118777	2024-07-03	GRAINGER INC.	Inv# 9141318700	Generated by reorder 4/10/24 8	\$792.08		
118777	2024-07-03	GRAINGER INC.	Inv# 9143336601		\$224.99		
118777	2024-07-03	GRAINGER INC.	Inv# 9143336601		\$183.35		
118777	2024-07-03	GRAINGER INC.	Inv# 9143336601		\$148.23		
118777	2024-07-03	GRAINGER INC.	Inv# 9143336601		\$42.02		
118777	2024-07-03	GRAINGER INC.	Inv# 9129998010	BPO INDUSTRIAL SUPPLIES	\$148.45		
Total for Check:		118777				\$4,860.46	\$4,860.46
118778	2024-07-03	HACH COMPANY	Inv# 14062065	DPD Total Chlorine Powd. JSMIT	\$67.43		
118778	2024-07-03	HACH COMPANY	Inv# 14062065	Freight	\$13.05		
118778	2024-07-03	HACH COMPANY	Inv# 14062150	Reag EZ1022H2O2 Analyz JHAMMER	\$439.35		
118778	2024-07-03	HACH COMPANY	Inv# 14062150	Freight	\$17.40		
Total for Check:		118778				\$537.23	\$537.23
118779	2024-07-03	HARRINGTON INDUSTRIAL PLASTICS	Inv# 002R9555	BPO PLASTIC & FITTINGS	\$292.12		
118779	2024-07-03	HARRINGTON INDUSTRIAL PLASTICS	Inv# 002R9555	Discount	(\$5.42)		

Check Register

Page: 8

Accounts Payable Check Register Presented for Board Ratification and/or Approval

Check No.	Date	Vendor Name	Invoice #	Purpose	Invoice Amount	Check Amount	FYTD
118779	2024-07-03	HARRINGTON INDUSTRIAL PLASTICS	Inv# 002R9591	research center supplies	\$461.10		
118779	2024-07-03	HARRINGTON INDUSTRIAL PLASTICS	Inv# 002R9591	Discount	(\$8.48)		
118779	2024-07-03	HARRINGTON INDUSTRIAL PLASTICS	Inv# 002R9592	BPO PLASTIC & FITTINGS	\$93.88		
118779	2024-07-03	HARRINGTON INDUSTRIAL PLASTICS	Inv# 002R9592	Discount	(\$1.74)		
Total for Check: 118779						\$831.46	\$831.46
118780	2024-07-03	HAZEN AND SAWYER	Inv# 0000006	Apr24 Sunset GAP seawtr FS	\$48,158.25		
Total for Check: 118780						\$48,158.25	\$48,158.25
118781	2024-07-03	HEALTHEQUITY INC.	Inv# 5R8AK19	HSA Fees May 2024	\$2.95		
118781	2024-07-03	HEALTHEQUITY INC.	Inv# NB5BAS3	HSA Fees June 2024	\$2.95		
Total for Check: 118781						\$5.90	\$5.90
118783	2024-07-03	HOME DEPOT CREDIT SERVICES	Inv# 0541729	BPO INDUSTRIAL SUPPLIES	\$29.81		
118783	2024-07-03	HOME DEPOT CREDIT SERVICES	Inv# 0541729	BPO INDUSTRIAL SUPPLIES	\$10.68		
118783	2024-07-03	HOME DEPOT CREDIT SERVICES	Inv# 0551573	BPO INDUSTRIAL SUPPLIES	\$30.15		
118783	2024-07-03	HOME DEPOT CREDIT SERVICES	Inv# 0800544	BPO INDUSTRIAL SUPPLIES	\$19.63		
118783	2024-07-03	HOME DEPOT CREDIT SERVICES	Inv# 1125622	BPO INDUSTRIAL SUPPLIES	\$83.88		
118783	2024-07-03	HOME DEPOT CREDIT SERVICES	Inv# 2211492	Credit	(\$11.04)		
118783	2024-07-03	HOME DEPOT CREDIT SERVICES	Inv# 4643948	BPO INDUSTRIAL SUPPLIES	\$36.49		
118783	2024-07-03	HOME DEPOT CREDIT SERVICES	Inv# 6624103	BPO INDUSTRIAL SUPPLIES	\$20.12		
118783	2024-07-03	HOME DEPOT CREDIT SERVICES	Inv# 7030810	BPO INDUSTRIAL SUPPLIES	\$53.37		
118783	2024-07-03	HOME DEPOT CREDIT SERVICES	Inv# 8010998	BPO INDUSTRIAL SUPPLIES	\$293.12		
118783	2024-07-03	HOME DEPOT CREDIT SERVICES	Inv# 8011533	BPO INDUSTRIAL SUPPLIES	\$494.35		
118783	2024-07-03	HOME DEPOT CREDIT SERVICES	Inv# 8070709	BPO INDUSTRIAL SUPPLIES	\$250.50		
118783	2024-07-03	HOME DEPOT CREDIT SERVICES	Inv# 8070726	BPO INDUSTRIAL SUPPLIES	\$92.72		
118783	2024-07-03	HOME DEPOT CREDIT SERVICES	Inv# 8211095	Credit, INV#8070709	(\$118.03)		
118783	2024-07-03	HOME DEPOT CREDIT SERVICES	Inv# 904671	BPO INDUSTRIAL SUPPLIES	\$320.02		
118783	2024-07-03	HOME DEPOT CREDIT SERVICES	Inv# 904672	BPO INDUSTRIAL SUPPLIES	\$145.40		
Total for Check: 118783						\$1,751.17	\$1,751.17
118784	2024-07-03	IMPERIAL SPRINKLER	Inv# 0016242029-001	BPO LANDSCAPE SUPPLIES	\$49.67		
118784	2024-07-03	IMPERIAL SPRINKLER	Inv# 0016242029-001	Discount	(\$0.92)		
Total for Check: 118784						\$48.75	\$48.75

Orange County Water District

Check Register

Begin Date: 2024-06-27

End Date: 2024-07-03

Page: 9

Accounts Payable Check Register Presented for Board Ratification and/or Approval

Check No.	Date	Vendor Name	Invoice #	Purpose	Invoice Amount	Check Amount	FYTD
118785	2024-07-03	INDUSTRIAL METAL SUPPLY CO.	Inv# 2519558	BPO METAL SUPPLIES	\$128.52		
118785	2024-07-03	INDUSTRIAL METAL SUPPLY CO.	Inv# 2519558		(\$1.18)		
118785	2024-07-03	INDUSTRIAL METAL SUPPLY CO.	Inv# 2522603	BPO METAL SUPPLIES	\$369.32		
118785	2024-07-03	INDUSTRIAL METAL SUPPLY CO.	Inv# 2522603	Discount	(\$3.40)		
Total for Check:		118785				\$493.26	\$493.26
118786	2024-07-03	IRVINE PIPE & SUPPLY CO	Inv# S118379400.001	Generated by reorder 6/17/24 6	\$87.00		
118786	2024-07-03	IRVINE PIPE & SUPPLY CO	Inv# S118379400.001	Generated by reorder 6/17/24 6	\$33.05		
118786	2024-07-03	IRVINE PIPE & SUPPLY CO	Inv# S118379400.001	S&H	\$15.55		
118786	2024-07-03	IRVINE PIPE & SUPPLY CO	Inv# S118379400.001	Discount	(\$2.21)		
Total for Check:		118786				\$133.39	\$133.39
118787	2024-07-03	JPMS LLC CASH MANAGEMENT	Inv# 448532-1	28427M REMARK 04.01-06.30 COMM	\$1,042.40		
Total for Check:		118787				\$1,042.40	\$1,042.40
118788	2024-07-03	Kennedy, John C.	Inv# JUNE 18-22, 2024 TRAVEL	6/18-22 Singapore Int'l Water	\$2,818.70		
Total for Check:		118788				\$2,818.70	\$2,818.70
118789	2024-07-03	LEDTRONICS INC.	Inv# 439735	R22019 Equipment shop LED fixt	\$1,841.75		
Total for Check:		118789				\$1,841.75	\$1,841.75
118790	2024-07-03	LHOIST NORTH AMERICA	Inv# 1102411599	6/2 (2)lime 26.49 & 25.47 tons	\$23,286.40		
118790	2024-07-03	LHOIST NORTH AMERICA	Inv# 1102411741	5/30 25.06 ton lime	\$11,230.89		
Total for Check:		118790				\$34,517.29	\$34,517.29
118791	2024-07-03	LONGEVITY INC.	Inv# 1060324	Screening Package	\$450.00		
Total for Check:		118791				\$450.00	\$450.00
118792	2024-07-03	Liebzeit, Craig	Inv# JAN-JUL24 STIPENDS	1/15-7/14/24 phone stipends(6)	\$179.94		
Total for Check:		118792				\$179.94	\$179.94
118793	2024-07-03	MCFADDEN-DALE HARDWARE CO.	Inv# 5494085	BPO INDUSTRIAL SUPPLIES	\$344.48		
118793	2024-07-03	MCFADDEN-DALE HARDWARE CO.	Inv# 5494085	Discount	(\$9.59)		
118793	2024-07-03	MCFADDEN-DALE HARDWARE CO.	Inv# 5495305	BPO INDUSTRIAL SUPPLIES	\$106.76		
118793	2024-07-03	MCFADDEN-DALE HARDWARE CO.	Inv# 5495305		(\$2.97)		
Total for Check:		118793				\$438.68	\$438.68
118794	2024-07-03	MCMaster-CARR SUPPLY COMPANY	Inv# 29181575	BPO INDUSTRIAL SUPPLIES	\$40.60		
118794	2024-07-03	MCMaster-CARR SUPPLY COMPANY	Inv# 29181575	Shipping	\$8.59		

Orange County Water District

Check Register

Begin Date: 2024-06-27

End Date: 2024-07-03

Page: 10

Accounts Payable Check Register Presented for Board Ratification and/or Approval

Check No.	Date	Vendor Name	Invoice #	Purpose	Invoice Amount	Check Amount	FYTD
118794	2024-07-03	MCMaster-CARR SUPPLY COMPANY	Inv# 29181575	Discount	(\$0.81)		
118794	2024-07-03	MCMaster-CARR SUPPLY COMPANY	Inv# 29184899	BPO INDUSTRIAL SUPPLIES	\$408.97		
118794	2024-07-03	MCMaster-CARR SUPPLY COMPANY	Inv# 29184899	Shipping	\$12.72		
118794	2024-07-03	MCMaster-CARR SUPPLY COMPANY	Inv# 29184899	Discount	(\$8.18)		
		Total for Check:	118794			\$461.89	\$461.89
118795	2024-07-03	NATIONAL GROUND WATER ASSOCIATION	Inv# M#3146968	Renewal 9/1/24-8/31/25	\$120.00		
		Total for Check:	118795			\$120.00	\$120.00
118796	2024-07-03	NWRI	Inv# 2024-1022	2024/2025 Membership	\$50,000.00		
		Total for Check:	118796			\$50,000.00	\$50,000.00
118797	2024-07-03	ODP BUSINESS SOLUTIONS LLC	Inv# 371253264001		\$97.84		
118797	2024-07-03	ODP BUSINESS SOLUTIONS LLC	Inv# 371253264001		\$97.84		
		Total for Check:	118797			\$195.68	\$195.68
118798	2024-07-03	ORANGE COUNTY CONSERVATION CORPS	Inv# 06042024 OCWDADOPT removal	May24 graffiti-trash	\$2,798.33		
		Total for Check:	118798			\$2,798.33	\$2,798.33
118799	2024-07-03	ORANGE COUNTY EMPLOYEE ASSOCIATION	Inv# OCEA JUNE 2024	OCEA Dues June 2024	\$2,737.35		
		Total for Check:	118799			\$2,737.35	\$2,737.35
118800	2024-07-03	Ochoa, Melissa	Inv# JAN 14-7/13/24 STIPENDS (6)	1/14-7/13/24 stipends	\$240.00		
		Total for Check:	118800			\$240.00	\$240.00
118801	2024-07-03	PACIFIC OFFICE AUTOMATION	Inv# 322760	BPO KONICA SERVICE	\$97.97		
		Total for Check:	118801			\$97.97	\$97.97
118802	2024-07-03	PENDERGRAFT, REX	Inv# JULY 2024	Retiree Cash Medical July2024	\$412.45		
		Total for Check:	118802			\$412.45	\$412.45
118803	2024-07-03	PHENOMENEX INC.	Inv# CIUS-24039939	Supplies	\$1,696.50		
118803	2024-07-03	PHENOMENEX INC.	Inv# CIUS-24039939	Handling	\$18.48		
118803	2024-07-03	PHENOMENEX INC.	Inv# CIUS-24039939	Discount	(\$31.54)		
		Total for Check:	118803			\$1,683.44	\$1,683.44
118804	2024-07-03	PMC-STS INC	Inv# 116462	PMC VL4513 Depth- Level JHAMM	\$857.50		

Orange County Water District

Check Register

Begin Date: 2024-06-27

End Date: 2024-07-03

Page: 11

Accounts Payable Check Register Presented for Board Ratification and/or Approval

Check No.	Date	Vendor Name	Invoice #	Purpose	Invoice Amount	Check Amount	FYTD
118804	2024-07-03	PMC-STS INC	Inv# 116462	PMC VL4513 Depth- Level JHAMM	\$100.00		
118804	2024-07-03	PMC-STS INC	Inv# 116462	Freight	\$28.98		
		Total for Check: 118804				\$986.48	\$986.48
118805	2024-07-03	PRIMO POWDER COATING	Inv# 116933	Maintenance Cart Rack	\$625.00		
118805	2024-07-03	PRIMO POWDER COATING	Inv# 117236	Maintenance Cart Rack Powder C	\$625.00		
		Total for Check: 118805				\$1,250.00	\$1,250.00
118806	2024-07-03	QDOXS	Inv# IN60152	COPIER MAINTENANCE	\$365.75		
		Total for Check: 118806				\$365.75	\$365.75
118807	2024-07-03	QUADIENT LEASING USA, INC.	Inv# Q1361201	Replace PO 509256	\$1,096.38		
		Total for Check: 118807				\$1,096.38	\$1,096.38
118808	2024-07-03	QUINN COMPANY	Inv# PC830417108		\$176.18		
118808	2024-07-03	QUINN COMPANY	Inv# PC830417108		\$125.51		
118808	2024-07-03	QUINN COMPANY	Inv# PC830417108		\$79.30		
118808	2024-07-03	QUINN COMPANY	Inv# PC830417108		\$49.73		
118808	2024-07-03	QUINN COMPANY	Inv# PC830417108		\$48.49		
118808	2024-07-03	QUINN COMPANY	Inv# PC830417108		\$43.42		
118808	2024-07-03	QUINN COMPANY	Inv# PC830422398	BPO EQUIPMENT & SUPPLIES	\$172.31		
		Total for Check: 118808				\$694.94	\$694.94
118809	2024-07-03	RED WING SHOE CO. INC.	Inv# 854-1-52029	BPO WORK BOOTS	\$200.00		
		Total for Check: 118809				\$200.00	\$200.00
118810	2024-07-03	RIGHT OF WAY INC	Inv# 69962	MW COSM-2 Enroachment Permit	\$330.00		
118810	2024-07-03	RIGHT OF WAY INC	Inv# 69962	MW COSM-2 Enroachment Permit	\$325.00		
		Total for Check: 118810				\$655.00	\$655.00
118811	2024-07-03	SAN DIEGO FLUID SYSTEM TECHNOLOGIES	Inv# 109805	Generated by reorder 5/29/24 8	\$247.08		
118811	2024-07-03	SAN DIEGO FLUID SYSTEM TECHNOLOGIES	Inv# 109805	Generated by reorder 5/29/24 8	\$135.09		
118811	2024-07-03	SAN DIEGO FLUID SYSTEM TECHNOLOGIES	Inv# 109805	Freight	\$18.72		
		Total for Check: 118811				\$400.89	\$400.89
118812	2024-07-03	SANTA ANA WATERSHED ASSOCIATION	Inv# 2024-54	1594	\$4,455.49		
		Total for Check: 118812				\$4,455.49	\$4,455.49
118813	2024-07-03	SC FUELS	Inv# IN-0000530357	BPO BULK RED DIESEL	\$21,891.16		

Orange County Water District

Check Register

Begin Date: 2024-06-27

End Date: 2024-07-03

Page: 12

Accounts Payable Check Register Presented for Board Ratification and/or Approval

Check No.	Date	Vendor Name	Invoice #	Purpose	Invoice Amount	Check Amount	FYTD
118813	2024-07-03	SC FUELS	Inv# IN-0000530357		\$7.58		
118813	2024-07-03	SC FUELS	Inv# IN-0000530357	Discount	(\$203.17)		
Total for Check:		118813				\$21,695.57	\$21,695.57
118814	2024-07-03	SEPARATION PROCESSES, INC.	Inv# 11172	May24 Ops support	\$9,115.00		
Total for Check:		118814				\$9,115.00	\$9,115.00
118815	2024-07-03	SMART & FINAL	Inv# 4180050018303	Invoices	\$64.97		
Total for Check:		118815				\$64.97	\$64.97
118816	2024-07-03	SOLTIS AND COMPANY, INC.	Inv# SD1515	WARNER LANDSCAPE PLANTS	\$4,647.50		
Total for Check:		118816				\$4,647.50	\$4,647.50
118817	2024-07-03	SOUTHERN CALIFORNIA SALINITY COALITION	Inv# 2024-1051	FY 24/25 MEMB DUES SCSC	\$10,000.00		
Total for Check:		118817				\$10,000.00	\$10,000.00
118818	2024-07-03	SOUTHERN TIRE MART LLC	Inv# 7090029747	BPO TIRES	\$213.15		
118818	2024-07-03	SOUTHERN TIRE MART LLC	Inv# 7090029747		\$7.00		
Total for Check:		118818				\$220.15	\$220.15
118819	2024-07-03	SPARKLETTS DS WATER OF AMERICA LP	Inv# 4076005061524	BPO WATER DELIVERY	\$465.96		
118819	2024-07-03	SPARKLETTS DS WATER OF AMERICA LP	Inv# 4076005061524	BPO WATER DELIVERY	\$214.27		
118819	2024-07-03	SPARKLETTS DS WATER OF AMERICA LP	Inv# 4076005061524	BPO WATER DELIVERY	\$73.09		
118819	2024-07-03	SPARKLETTS DS WATER OF AMERICA LP	Inv# 4076005061524	BPO WATER DELIVERY	\$31.43		
Total for Check:		118819				\$784.75	\$784.75
118820	2024-07-03	STAPLES ADVANTAGE	Inv# 6004199561		\$1,002.59		
Total for Check:		118820				\$1,002.59	\$1,002.59
118821	2024-07-03	T.E ROBERTS, INC.	Inv# 5184	1452	\$50,000.00		
118821	2024-07-03	T.E ROBERTS, INC.	Inv# 5184	1452	\$16,881.29		
118821	2024-07-03	T.E ROBERTS, INC.	Inv# 5201	wo#8, #8A slurry backfill	\$4,000.00		
118821	2024-07-03	T.E ROBERTS, INC.	Inv# 5201	wo#8, #8A slurry backfill	\$382.19		
Total for Check:		118821				\$71,263.48	\$71,263.48
118822	2024-07-03	TANKNOLOGY, INC.	Inv# 1969577	TANK INSPECTIONS	\$217.00		
Total for Check:		118822				\$217.00	\$217.00
118823	2024-07-03	THE PRINTERY INC	Inv# 141520	Generated by reorder 5/29/24 2	\$451.14		

Orange County Water District

Check Register

Begin Date: 2024-06-27

End Date: 2024-07-03

Page: 13

Accounts Payable Check Register Presented for Board Ratification and/or Approval

Check No.	Date	Vendor Name	Invoice #	Purpose	Invoice Amount	Check Amount	FYTD
Total for Check:		118823				\$451.14	\$451.14
118824	2024-07-03	THEODORE ROBINS, INC.	Inv# 074559	BPO TRUCK PARTS	\$250.52		
118824	2024-07-03	THEODORE ROBINS, INC.	Inv# 075020	BPO TRUCK PARTS	\$16.16		
118824	2024-07-03	THEODORE ROBINS, INC.	Inv# 075211	BPO TRUCK PARTS	\$41.97		
118824	2024-07-03	THEODORE ROBINS, INC.	Inv# 076761	BPO TRUCK PARTS	\$765.03		
Total for Check:		118824				\$1,073.68	\$1,073.68
118825	2024-07-03	U.S. BANK	Inv# 7377688	COMM PPR 96104050	\$2,119.20		
Total for Check:		118825				\$2,119.20	\$2,119.20
118826	2024-07-03	UNIFIRST CORPORATION	Inv# 2190182663	1557	\$278.62		
118826	2024-07-03	UNIFIRST CORPORATION	Inv# 2190182663	1557	\$0.62		
118826	2024-07-03	UNIFIRST CORPORATION	Inv# 2190182908	1557	\$54.25		
118826	2024-07-03	UNIFIRST CORPORATION	Inv# 2190182909	1557	\$16.77		
118826	2024-07-03	UNIFIRST CORPORATION	Inv# 2190182910	1557	\$293.39		
118826	2024-07-03	UNIFIRST CORPORATION	Inv# 2190182911	1557	\$10.78		
118826	2024-07-03	UNIFIRST CORPORATION	Inv# 2190182912	1557	\$440.89		
118826	2024-07-03	UNIFIRST CORPORATION	Inv# 2190182913	1557	\$118.80		
118826	2024-07-03	UNIFIRST CORPORATION	Inv# 2190182914	1557	\$16.83		
118826	2024-07-03	UNIFIRST CORPORATION	Inv# 2200142567	1557	\$38.08		
Total for Check:		118826				\$1,269.03	\$1,269.03
118827	2024-07-03	UNITED PARCEL SERVICE	Inv# 0000X81601254_20240622		\$46.96		
118827	2024-07-03	UNITED PARCEL SERVICE	Inv# 0000X81601264_20240629		\$388.96		
Total for Check:		118827				\$435.92	\$435.92
118828	2024-07-03	UNIVAR SOLUTIONS USA	Inv# 52206245	6/26 23.489 ton sulfuric acid	\$5,308.51		
118828	2024-07-03	UNIVAR SOLUTIONS USA	Inv# 52206245	discount	(\$106.17)		
118828	2024-07-03	UNIVAR SOLUTIONS USA	Inv# 52206247	6/26 23.555 ton sulfuric acid	\$5,323.43		
118828	2024-07-03	UNIVAR SOLUTIONS USA	Inv# 52206247	discount	(\$106.47)		
Total for Check:		118828				\$10,419.30	\$10,419.30
118829	2024-07-03	UNIVERSITY OF CALIFORNIA, IRVINE	Inv# 24031574	Samples to UCI Genomics Hub	\$184.76		
Total for Check:		118829				\$184.76	\$184.76
118830	2024-07-03	US ARMY ENGINEER RESEARCH & DEVELOPMENT	Inv# C-2018-CHL-2-4-APPENDIX F PRADO DAM	DEVIATION REQ TO	\$30,000.00		
Total for Check:		118830				\$30,000.00	\$30,000.00

Orange County Water District

Check Register

Begin Date: 2024-06-27

End Date: 2024-07-03

Page: 14

Accounts Payable Check Register Presented for Board Ratification and/or Approval

Check No.	Date	Vendor Name	Invoice #	Purpose	Invoice Amount	Check Amount	FYTD
118831	2024-07-03	USA BLUEBOOK	Inv# NV00028795	Line 2 credit processed	\$303.74		
118831	2024-07-03	USA BLUEBOOK	Inv# NV00028795	Generated by reorder 5/15/23 8	\$162.46		
118831	2024-07-03	USA BLUEBOOK	Inv# NV00028795	Generated by reorder 5/15/23 8	\$140.12		
118831	2024-07-03	USA BLUEBOOK	Inv# NV00028795	Freight	\$52.69		
118831	2024-07-03	USA BLUEBOOK	Inv# SCN097282		(\$303.74)		
Total for Check: 118831						\$355.27	\$355.27
118832	2024-07-03	UTILIQUEST LLC	Inv# 334686-Q	5/26-6/1 screen/mark pipes	\$1,034.08		
118832	2024-07-03	UTILIQUEST LLC	Inv# 334686-Q	5/26-6/1 screen/mark pipes	\$603.21		
118832	2024-07-03	UTILIQUEST LLC	Inv# 334686-Q	5/26-6/1 screen/mark pipes	\$73.94		
118832	2024-07-03	UTILIQUEST LLC	Inv# 334686-Q	5/26-6/1 screen/mark pipes	\$12.23		
Total for Check: 118832						\$1,723.46	\$1,723.46
118833	2024-07-03	VANDERMOST CONSULTING SERVICES, INC.	Inv# 24529	Thru 5/31 agmt 1574 on call	\$7,468.00		
Total for Check: 118833						\$7,468.00	\$7,468.00
118834	2024-07-03	VEOLIA WTS SERVICES USA INC	Inv# 902719089	BPO DI WATER SERVICE	\$548.10		
118834	2024-07-03	VEOLIA WTS SERVICES USA INC	Inv# 902722173	BPO DI WATER SERVICE	\$192.00		
118834	2024-07-03	VEOLIA WTS SERVICES USA INC	Inv# 902722173	BPO DI WATER SERVICE	\$37.71		
Total for Check: 118834						\$777.81	\$777.81
118835	2024-07-03	VERIZON WIRELESS	Inv# 9966831406		\$2,470.50		
Total for Check: 118835						\$2,470.50	\$2,470.50
118836	2024-07-03	VHG LABORATORIES INC.	Inv# 105277659	Supplies	\$188.00		
118836	2024-07-03	VHG LABORATORIES INC.	Inv# 105277659	Freight	\$42.00		
Total for Check: 118836						\$230.00	\$230.00
118837	2024-07-03	VWR INTERNATIONAL LLC	Inv# 8816224406	Generated by reorder 4/22/24 6	\$4,500.51		
118837	2024-07-03	VWR INTERNATIONAL LLC	Inv# 8816277006		\$37.33		
Total for Check: 118837						\$4,537.84	\$4,537.84
118839	2024-07-03	WALTERS WHOLESALE ELECTRIC CO.	Inv# S125798436.001	BPO ELECTRONIC SUPPLIES	\$2,519.83		
118839	2024-07-03	WALTERS WHOLESALE ELECTRIC CO.	Inv# S125798436.001	discount	(\$45.82)		
118839	2024-07-03	WALTERS WHOLESALE ELECTRIC CO.	Inv# S125815184.001	BPO ELECTRONIC SUPPLIES	\$680.50		
118839	2024-07-03	WALTERS WHOLESALE ELECTRIC CO.	Inv# S125815184.001	Discount	(\$6.32)		

Orange County Water District

Check Register

Begin Date: 2024-06-27

End Date: 2024-07-03

Page: 15

Accounts Payable Check Register Presented for Board Ratification and/or Approval

Check No.	Date	Vendor Name	Invoice #	Purpose	Invoice Amount	Check Amount	FYTD
118839	2024-07-03	WALTERS WHOLESALE ELECTRIC CO.	Inv# S125815213		(\$102.25)		
118839	2024-07-03	WALTERS WHOLESALE ELECTRIC CO.	Inv# S125823766.002	BPO ELECTRONIC SUPPLIES	\$936.71		
118839	2024-07-03	WALTERS WHOLESALE ELECTRIC CO.	Inv# S125823766.002	Discount	(\$17.39)		
118839	2024-07-03	WALTERS WHOLESALE ELECTRIC CO.	Inv# S125823766.003	BPO ELECTRONIC SUPPLIES	\$167.26		
118839	2024-07-03	WALTERS WHOLESALE ELECTRIC CO.	Inv# S125823766.003	Discount	(\$3.10)		
118839	2024-07-03	WALTERS WHOLESALE ELECTRIC CO.	Inv# S125835321.001	BPO ELECTRONIC SUPPLIES	\$474.03		
118839	2024-07-03	WALTERS WHOLESALE ELECTRIC CO.	Inv# S125835321.001	discount	(\$6.21)		
118839	2024-07-03	WALTERS WHOLESALE ELECTRIC CO.	Inv# S125847323.001	BPO ELECTRONIC SUPPLIES	\$47.99		
118839	2024-07-03	WALTERS WHOLESALE ELECTRIC CO.	Inv# S125847323.001	Discount	(\$0.89)		
Total for Check:		118839				\$4,644.34	\$4,644.34
118840	2024-07-03	WASTE MANAGEMENT CORPORATE SERVICES INC	Inv# 1099464-4946-8	07/01/2024-07/31/2024	\$324.03		
Total for Check:		118840				\$324.03	\$324.03
118841	2024-07-03	WOOD RODGERS, INC.	Inv# 181539	BS29 well inspection	\$3,013.05		
Total for Check:		118841				\$3,013.05	\$3,013.05
978452	2024-06-27	JCI JONES CHEMICAL, INC	Inv# 942963	6/17 5057 gal s.hypochlorite	\$8,707.65		
978452	2024-06-27	JCI JONES CHEMICAL, INC	Inv# 942963	CA Mill	\$182.86		
978452	2024-06-27	JCI JONES CHEMICAL, INC	Inv# 942963	discount	(\$174.15)		
978452	2024-06-27	JCI JONES CHEMICAL, INC	Inv# 942964	6/17 4976 gal s.hypochlorite	\$8,568.17		
978452	2024-06-27	JCI JONES CHEMICAL, INC	Inv# 942964	CA Mill	\$179.93		
978452	2024-06-27	JCI JONES CHEMICAL, INC	Inv# 942964	discount	(\$171.36)		
978452	2024-06-27	JCI JONES CHEMICAL, INC	Inv# 942965	CA Mill	\$179.14		
978452	2024-06-27	JCI JONES CHEMICAL, INC	Inv# 942965	6/17 4954 gal s.hypochlorite	\$8,530.29		
978452	2024-06-27	JCI JONES CHEMICAL, INC	Inv# 942965	discount	(\$170.61)		
978452	2024-06-27	JCI JONES CHEMICAL, INC	Inv# 942972	6/17 4877 gal s.hypochlorite	\$8,397.70		
978452	2024-06-27	JCI JONES CHEMICAL, INC	Inv# 942972	CA Mill	\$176.35		

Orange County Water District

Check Register

Begin Date: 2024-06-27

End Date: 2024-07-03

Page: 16

Accounts Payable Check Register Presented for Board Ratification and/or Approval

Check No.	Date	Vendor Name	Invoice #	Purpose	Invoice Amount	Check Amount	FYTD
978452	2024-06-27	JCI JONES CHEMICAL, INC	Inv# 942972	discount	(\$167.95)		
978452	2024-06-27	JCI JONES CHEMICAL, INC	Inv# 943068	6/18 4828 gal s.hypochlorite	\$8,313.33		
978452	2024-06-27	JCI JONES CHEMICAL, INC	Inv# 943068	CA Mill	\$174.58		
978452	2024-06-27	JCI JONES CHEMICAL, INC	Inv# 943068	discount	(\$166.27)		
978452	2024-06-27	JCI JONES CHEMICAL, INC	Inv# 943069	6/18 4816 gal s.hypochlorite	\$8,292.67		
978452	2024-06-27	JCI JONES CHEMICAL, INC	Inv# 943069	CA Mill	\$174.15		
978452	2024-06-27	JCI JONES CHEMICAL, INC	Inv# 943069	discount	(\$165.85)		
978452	2024-06-27	JCI JONES CHEMICAL, INC	Inv# 943075	6/18 5002 gal s.hypochlorite	\$8,612.94		
978452	2024-06-27	JCI JONES CHEMICAL, INC	Inv# 943075	CA Mill	\$180.87		
978452	2024-06-27	JCI JONES CHEMICAL, INC	Inv# 943075	discount	(\$172.26)		
978452	2024-06-27	JCI JONES CHEMICAL, INC	Inv# 943284	6/20 4865 gal s.hypochlorite	\$8,377.04		
978452	2024-06-27	JCI JONES CHEMICAL, INC	Inv# 943284	CA Mill	\$175.92		
978452	2024-06-27	JCI JONES CHEMICAL, INC	Inv# 943284	discount	(\$167.54)		
978452	2024-06-27	JCI JONES CHEMICAL, INC	Inv# 943285	6/20 4838 gal s.hypochlorite	\$8,330.55		
978452	2024-06-27	JCI JONES CHEMICAL, INC	Inv# 943285	CA Mill	\$174.94		
978452	2024-06-27	JCI JONES CHEMICAL, INC	Inv# 943285	discount	(\$166.61)		
978452	2024-06-27	JCI JONES CHEMICAL, INC	Inv# 943286	6/20 4808 gal s.hypochlorite	\$8,278.90		
978452	2024-06-27	JCI JONES CHEMICAL, INC	Inv# 943286	CA Mill	\$173.86		
978452	2024-06-27	JCI JONES CHEMICAL, INC	Inv# 943286	discount	(\$165.58)		
978452	2024-06-27	JCI JONES CHEMICAL, INC	Inv# 943287	6/20 4855 gal s.hypochlorite	\$8,359.82		
978452	2024-06-27	JCI JONES CHEMICAL, INC	Inv# 943287	CA Mill	\$175.56		
978452	2024-06-27	JCI JONES CHEMICAL, INC	Inv# 943287	discount	(\$167.20)		
Total for Check:		978452				\$92,861.84	\$117,461.37
978453	2024-06-27	U.S. ARMY CORPS OF ENGINEERS	Inv# ADMIN FEE LAM-1 ACC AGMT	PROCURE NEW	\$20,007.35		
			LAM-1 ACCESS AGMT				
Total for Check:		978453				\$20,007.35	\$0.00
978454	2024-06-27	WELLS FARGO BANK	Inv# JUNE 28, 2024 VPO #6527	Jun 28, 24 PR#13-1	\$20,336.79		
			VPO				
Total for Check:		978454				\$20,336.79	\$0.00
978455	2024-06-27	WELLS FARGO BANK	Inv# JUNE 28, 2024 VPO #6911	Jun 28, 24 PR#13-1	\$306,476.63		
			VPO 6911				
Total for Check:		978455				\$306,476.63	\$0.00
978456	2024-06-28	FIDELITY INVESTMENTS	Inv# JUNE 28, 2024 VPO 401A	Jun 28, 24 PR#13-1	\$75,321.52		
			#89137				

Orange County Water District

Check Register

Begin Date: 2024-06-27

End Date: 2024-07-03

Page: 17

Accounts Payable Check Register Presented for Board Ratification and/or Approval

Check No.	Date	Vendor Name	Invoice #	Purpose	Invoice Amount	Check Amount	FYTD
Total for Check:		978456				\$75,321.52	\$7,041.66
978457	2024-06-28	FIDELITY INVESTMENTS	Inv# JUNE 28, 2024 VPO 457B #89148	Jun 28, 24 PR#13-1	\$12,217.32		
Total for Check:		978457				\$12,217.32	\$6,528.39
978458	2024-06-28	WELLS FARGO BANK	Inv# JULY 1, 2024 #6911	July 1, 24 DPR#07 6911	\$20,627.48		
Total for Check:		978458				\$20,627.48	\$0.00
978459	2024-07-01	FIDELITY INVESTMENTS	Inv# JULY 1, 2024 401A	Fidelity 401a Plan 89137	\$7,041.66		
Total for Check:		978459				\$7,041.66	\$7,041.66
978460	2024-07-01	FIDELITY INVESTMENTS	Inv# JULY 1, 2024 457B	Fidelity Plan 89148 457b	\$6,528.39		
Total for Check:		978460				\$6,528.39	\$6,528.39
978461	2024-07-03	U.S. BANK NA	Inv# COP 2003A INT 06.05-07.02 06.05.24-07.02.2	COP 2003A INT	\$260,694.06		
Total for Check:		978461				\$260,694.06	\$260,694.06
978462	2024-07-03	CITIBANK NA NEW YORK, ABA	Inv# 2007B SWAP PMT06.05-07.03 06.05.24-07.03.	2007B SWAP PMT	\$593.59		
Total for Check:		978462				\$593.59	\$593.59
978463	2024-07-03	JCI JONES CHEMICAL, INC	Inv# 943501	6/24 4818 gal s.hypochlorite	\$8,296.11		
978463	2024-07-03	JCI JONES CHEMICAL, INC	Inv# 943501	CA Mill	\$174.22		
978463	2024-07-03	JCI JONES CHEMICAL, INC	Inv# 943501	discount	(\$165.92)		
978463	2024-07-03	JCI JONES CHEMICAL, INC	Inv# 943516	6/24 4822 gal s.hypochlorite	\$8,303.00		
978463	2024-07-03	JCI JONES CHEMICAL, INC	Inv# 943516	CA Mill	\$174.36		
978463	2024-07-03	JCI JONES CHEMICAL, INC	Inv# 943516	discount	(\$166.06)		
978463	2024-07-03	JCI JONES CHEMICAL, INC	Inv# 943517	6/24 4822 gal s.hypochlorite	\$8,303.00		
978463	2024-07-03	JCI JONES CHEMICAL, INC	Inv# 943517	CA Mill	\$174.36		
978463	2024-07-03	JCI JONES CHEMICAL, INC	Inv# 943517	discount	(\$166.06)		
978463	2024-07-03	JCI JONES CHEMICAL, INC	Inv# 943518	6/24 4867 gal s.hypochlorite	\$8,380.49		
978463	2024-07-03	JCI JONES CHEMICAL, INC	Inv# 943518	CA Mill	\$175.99		
978463	2024-07-03	JCI JONES CHEMICAL, INC	Inv# 943518	discount	(\$167.61)		
978463	2024-07-03	JCI JONES CHEMICAL, INC	Inv# 943630	6/25 4784 gal s.hypochlorite	\$8,237.57		
978463	2024-07-03	JCI JONES CHEMICAL, INC	Inv# 943630	CA Mill	\$172.99		
978463	2024-07-03	JCI JONES CHEMICAL, INC	Inv# 943630	discount	(\$164.75)		
978463	2024-07-03	JCI JONES CHEMICAL, INC	Inv# 943631	6/25 4851 gal s.hypochlorite	\$8,352.94		
978463	2024-07-03	JCI JONES CHEMICAL, INC	Inv# 943631	CA Mill	\$175.41		

Orange County Water District

Check Register

Begin Date: 2024-06-27

End Date: 2024-07-03

Page: 18

Accounts Payable Check Register Presented for Board Ratification and/or Approval

Check No.	Date	Vendor Name	Invoice #	Purpose	Invoice Amount	Check Amount	FYTD
978463	2024-07-03	JCI JONES CHEMICAL, INC	Inv# 943631	discount	(\$167.06)		
978463	2024-07-03	JCI JONES CHEMICAL, INC	Inv# 943632	6/25 4972 gal s.hypochlorite	\$8,561.29		
978463	2024-07-03	JCI JONES CHEMICAL, INC	Inv# 943632	CA Mill	\$179.79		
978463	2024-07-03	JCI JONES CHEMICAL, INC	Inv# 943632	discount	(\$171.23)		
978463	2024-07-03	JCI JONES CHEMICAL, INC	Inv# 943633	6/25 4804 gal s.hypochlorite	\$8,272.01		
978463	2024-07-03	JCI JONES CHEMICAL, INC	Inv# 943633	CA Mill	\$173.71		
978463	2024-07-03	JCI JONES CHEMICAL, INC	Inv# 943633	discount	(\$165.44)		
978463	2024-07-03	JCI JONES CHEMICAL, INC	Inv# 943899	6/27 4824 gal s.hypochlorite	\$8,306.45		
978463	2024-07-03	JCI JONES CHEMICAL, INC	Inv# 943899	CA Mill	\$174.44		
978463	2024-07-03	JCI JONES CHEMICAL, INC	Inv# 943899	discount	(\$166.13)		
978463	2024-07-03	JCI JONES CHEMICAL, INC	Inv# 943900	6/27 4857 gal s.hypochlorite	\$8,363.27		
978463	2024-07-03	JCI JONES CHEMICAL, INC	Inv# 943900	CA Mill	\$175.63		
978463	2024-07-03	JCI JONES CHEMICAL, INC	Inv# 943900	discount	(\$167.27)		
978463	2024-07-03	JCI JONES CHEMICAL, INC	Inv# 943913	6/27 4869 gal s.hypochlorite	\$8,383.93		
978463	2024-07-03	JCI JONES CHEMICAL, INC	Inv# 943913	CA Mill	\$176.06		
978463	2024-07-03	JCI JONES CHEMICAL, INC	Inv# 943913	discount	(\$167.68)		
978463	2024-07-03	JCI JONES CHEMICAL, INC	Inv# 943914	6/27 4848 gal s.hypochlorite	\$8,347.77		
978463	2024-07-03	JCI JONES CHEMICAL, INC	Inv# 943914	CA Mill	\$175.30		
978463	2024-07-03	JCI JONES CHEMICAL, INC	Inv# 943914	discount	(\$166.96)		
978463	2024-07-03	JCI JONES CHEMICAL, INC	Inv# 943994	6/28 5020 gal s.hypochlorite	\$8,643.94		
978463	2024-07-03	JCI JONES CHEMICAL, INC	Inv# 943994	CA Mill	\$181.52		
978463	2024-07-03	JCI JONES CHEMICAL, INC	Inv# 943994	discount	(\$172.88)		
978463	2024-07-03	JCI JONES CHEMICAL, INC	Inv# 943995	6/28 4990 gal s.hypochlorite	\$8,592.28		
978463	2024-07-03	JCI JONES CHEMICAL, INC	Inv# 943995	CA Mill	\$180.44		
978463	2024-07-03	JCI JONES CHEMICAL, INC	Inv# 943995	discount	(\$171.85)		
Total for Check:		978463				\$117,461.37	\$117,461.37
Run Date:	7/2/2024				\$1,631,271.23	\$1,631,271.23	

Orange County Water District

Check Register

Begin Date: 2024-07-04

End Date: 2024-07-10

Page: 1

Accounts Payable Check Register Presented for Board Ratification and/or Approval

Check No.	Date	Vendor Name	Invoice #	Purpose	Invoice Amount	Check Amount	FYTD
118746	2024-07-03	CITY OF IRVINE	Inv# 180001838	Irvine Bus.License for Permits	(\$70.42)		
		Total for Check:	118746			(\$70.42)	\$70.00
118842	2024-07-10	ACCO ENGINEERED SYSTEMS	Inv# 20552020	Admin Building AC1 Troubleshoo	\$680.00		
118842	2024-07-10	ACCO ENGINEERED SYSTEMS	Inv# 20552020	Admin Building AC1 Troubleshoo	\$81.56		
118842	2024-07-10	ACCO ENGINEERED SYSTEMS	Inv# 20556376	Screen Faciilty HVAC Not Cooli	\$1,190.00		
118842	2024-07-10	ACCO ENGINEERED SYSTEMS	Inv# 20556376	Screen Faciilty HVAC Not Cooli	\$456.75		
118842	2024-07-10	ACCO ENGINEERED SYSTEMS	Inv# 20556376	Screen Faciilty HVAC Not Cooli	\$100.00		
118842	2024-07-10	ACCO ENGINEERED SYSTEMS	Inv# 20556376	Screen Faciilty HVAC Not Cooli	\$30.00		
		Total for Check:	118842			\$2,538.31	\$2,538.31
118843	2024-07-10	ACCUSTANDARD, INC.	Inv# 1006191	Supplies	\$880.88		
118843	2024-07-10	ACCUSTANDARD, INC.	Inv# 1006191	Supplies	\$348.00		
118843	2024-07-10	ACCUSTANDARD, INC.	Inv# 1006191	Supplies	\$130.50		
118843	2024-07-10	ACCUSTANDARD, INC.	Inv# 1006191	Supplies	\$39.15		
118843	2024-07-10	ACCUSTANDARD, INC.	Inv# 1006191	Shipping	\$34.49		
118843	2024-07-10	ACCUSTANDARD, INC.	Inv# 1006191	handling	\$10.88		
		Total for Check:	118843			\$1,443.90	\$1,443.90
118844	2024-07-10	AGILENT TECHNOLOGIES, INC.	Inv# 128036337	Supplies	\$269.70		
118844	2024-07-10	AGILENT TECHNOLOGIES, INC.	Inv# 128036337	Shipping and handling	\$8.70		
		Total for Check:	118844			\$278.40	\$2,814.45
118846	2024-07-10	AMAZON CAPITAL SERVICES, INC	Inv# 1DNC-GKX9-GH3M SUPPLIES	CLIPBOARDS/ OFFICE	\$104.69		
118846	2024-07-10	AMAZON CAPITAL SERVICES, INC	Inv# 1DNC-GKX9-GH3M SUPPLIES	CLIPBOARDS/ OFFICE	\$70.91		
118846	2024-07-10	AMAZON CAPITAL SERVICES, INC	Inv# 1DNC-GKX9-GH3M SUPPLIES	CLIPBOARDS/ OFFICE	\$52.35		
118846	2024-07-10	AMAZON CAPITAL SERVICES, INC	Inv# 1DNC-GKX9-GH3M SUPPLIES	CLIPBOARDS/ OFFICE	\$19.56		
118846	2024-07-10	AMAZON CAPITAL SERVICES, INC	Inv# 1M9N-6KV4-CMKQ	REPLACES BPO# 516808	\$18.47		
118846	2024-07-10	AMAZON CAPITAL SERVICES, INC	Inv# 1MJG-YKVVVV-KJTVV	DETERMINE NOISE LEVEL	\$54.36		
118846	2024-07-10	AMAZON CAPITAL SERVICES, INC	Inv# 1MQD-WMTL-37F9	SAFETY SIGNS	\$81.89		
118846	2024-07-10	AMAZON CAPITAL SERVICES, INC	Inv# 1MQD-WMTL-37F9	SAFETY SIGNS	\$57.46		
118846	2024-07-10	AMAZON CAPITAL SERVICES, INC	Inv# 1P3P-WQ9W-3K9T	Wellness Grant items	\$115.72		
118846	2024-07-10	AMAZON CAPITAL SERVICES, INC	Inv# 1P3P-WQ9W-3K9T	Wellness Grant items	\$47.84		
118846	2024-07-10	AMAZON CAPITAL SERVICES, INC	Inv# 1QKM-LRRQ-GMGJ		\$629.66		

Orange County Water District

Check Register

Begin Date: 2024-07-04

End Date: 2024-07-10

Page: 2

Accounts Payable Check Register Presented for Board Ratification and/or Approval

Check No.	Date	Vendor Name	Invoice #	Purpose	Invoice Amount	Check Amount	FYTD
Total for Check:		118846				\$1,252.91	\$1,342.00
118847	2024-07-10	AMBERTEK SYSTEMS INC	Inv# 35515	LBL PRINTER, WQ SAMPLING YADI	\$1,657.13		
118847	2024-07-10	AMBERTEK SYSTEMS INC	Inv# 35515	LBL PRINTER, WQ SAMPLING YADI	\$432.94		
118847	2024-07-10	AMBERTEK SYSTEMS INC	Inv# 35515	LBL PRINTER, WQ SAMPLING YADI	\$190.00		
Total for Check:		118847				\$2,280.07	\$2,280.07
118848	2024-07-10	AMERICAN LANGUAGE SERVICES	Inv# 81608	TRANS. PPT TO SPANISH	\$125.00		
Total for Check:		118848				\$125.00	\$125.00
118849	2024-07-10	AMERICAN WATER CHEMICAL, INC	Inv# 522354802	6/12 40380 lb antiscalant	\$49,263.60		
Total for Check:		118849				\$49,263.60	\$49,263.60
118850	2024-07-10	ANAHEIM, CITY OF	Inv# 0110452300_20240619	05/15/2024 to 06/13/2024	\$395.93		
118850	2024-07-10	ANAHEIM, CITY OF	Inv# 0110561300_20240619	05/15/2024 to 06/14/2024	\$76.51		
118850	2024-07-10	ANAHEIM, CITY OF	Inv# 0110562000_20240619	05/16/2024 to 06/17/2024	\$6,862.84		
118850	2024-07-10	ANAHEIM, CITY OF	Inv# 0118602000_20240619	05/16/2024 to 06/17/2024	\$26.83		
118850	2024-07-10	ANAHEIM, CITY OF	Inv# 0137310300_20240619	05/15/2024 to 06/14/2024	\$31.06		
118850	2024-07-10	ANAHEIM, CITY OF	Inv# 0140776000_20240619	05/16/2024 to 06/17/2024	\$69.61		
118850	2024-07-10	ANAHEIM, CITY OF	Inv# 0145086300_20240619	05/15/2024 to 06/13/2024	\$26.54		
118850	2024-07-10	ANAHEIM, CITY OF	Inv# 0147092000_20240619	05/16/2024 to 06/17/2024	\$141.22		
Total for Check:		118850				\$7,630.54	\$7,881.77
118851	2024-07-10	ASBURY ENVIRONMENTAL SERVICES	Inv# I500-01080742	BPO USED OIL	\$100.00		
Total for Check:		118851				\$100.00	\$100.00
118852	2024-07-10	Almario, Fernando	Inv# JAN 20-JULY 19, 24 STIPEN	1/20-7/19/24 phone stipends	\$240.00		
Total for Check:		118852				\$240.00	\$240.00
118853	2024-07-10	BAY CITY INDUSTRIAL SUPPLY	Inv# 280179	WaterPump #5-Lab Boiler JSMITH	\$5,072.22		
118853	2024-07-10	BAY CITY INDUSTRIAL SUPPLY	Inv# 280179	Shipping and Handling	\$314.56		
118853	2024-07-10	BAY CITY INDUSTRIAL SUPPLY	Inv# 280179	Discount	(\$46.64)		
Total for Check:		118853				\$5,340.14	\$5,340.14
118854	2024-07-10	BRENNTAG PACIFIC INC.	Inv# BPI442378	7/1 21.80 ton H.Peroxide	\$10,900.00		
118854	2024-07-10	BRENNTAG PACIFIC INC.	Inv# BPI442378	discount	(\$218.00)		
118854	2024-07-10	BRENNTAG PACIFIC INC.	Inv# BPI442379	7/1 22.56 ton citric acid	\$29,784.28		
118854	2024-07-10	BRENNTAG PACIFIC INC.	Inv# BPI442379	discount	(\$595.69)		
118854	2024-07-10	BRENNTAG PACIFIC INC.	Inv# BPI443053	7/8 21.82 ton H.Peroxide	\$10,230.00		

Orange County Water District

Check Register

Begin Date: 2024-07-04

End Date: 2024-07-10

Page: 3

Accounts Payable Check Register Presented for Board Ratification and/or Approval

Check No.	Date	Vendor Name	Invoice #	Purpose	Invoice Amount	Check Amount	FYTD
118854	2024-07-10	BRENNTAG PACIFIC INC.	Inv# BPI443053	7/8 21.82 ton H.Peroxide	\$680.00		
118854	2024-07-10	BRENNTAG PACIFIC INC.	Inv# BPI443053	discount	(\$218.20)		
Total for Check:		118854				\$50,562.39	\$69,945.30
118855	2024-07-10	BURLINGTON SAFETY LABORATORY, INC.	Inv# 94501	Rubber Insulating CL00-CL3 Glo	\$175.00		
118855	2024-07-10	BURLINGTON SAFETY LABORATORY, INC.	Inv# 94501	freight	\$20.00		
118855	2024-07-10	BURLINGTON SAFETY LABORATORY, INC.	Inv# 94501	Discount	(\$1.75)		
118855	2024-07-10	BURLINGTON SAFETY LABORATORY, INC.	Inv# 94597	Retest-Certify Electrical Safe	\$164.00		
118855	2024-07-10	BURLINGTON SAFETY LABORATORY, INC.	Inv# 94597	Retest-Certify Electrical Safe	\$90.00		
118855	2024-07-10	BURLINGTON SAFETY LABORATORY, INC.	Inv# 94597	Retest-Certify Electrical Safe	\$66.00		
118855	2024-07-10	BURLINGTON SAFETY LABORATORY, INC.	Inv# 94597	Retest-Certify Electrical Safe	\$51.00		
118855	2024-07-10	BURLINGTON SAFETY LABORATORY, INC.	Inv# 94597	Discount	(\$3.71)		
Total for Check:		118855				\$560.54	\$560.54
118856	2024-07-10	BUTIER ENGINEERING, INC.	Inv# OCWD 1558 006	May24 PFAS TUS-2022-1 const.	\$71,527.38		
Total for Check:		118856				\$71,527.38	\$71,527.38
118857	2024-07-10	Bouley, Ryan	Inv# MAY 2024 LICENSE RENEWAL	5/29/24 PE license renewal	\$180.00		
Total for Check:		118857				\$180.00	\$777.73
118858	2024-07-10	CALTROL INC.	Inv# CD99204693	Generated by reorder 6/10/24 9	\$1,220.18		
118858	2024-07-10	CALTROL INC.	Inv# CD99204693	Shipping and Handling	\$19.30		
Total for Check:		118858				\$1,239.48	\$1,239.48
118859	2024-07-10	CDW GOVERNMENT, INC	Inv# RV23049	Acrobat for Mehul P	\$72.24		
118859	2024-07-10	CDW GOVERNMENT, INC	Inv# RV23058	Acronat for John Furtado	\$72.24		
Total for Check:		118859				\$144.48	\$144.48
118860	2024-07-10	CITY OF IRVINE	Inv# 180001838	Irvine Bus.License for Permits	\$70.42		
118860	2024-07-10	CITY OF IRVINE	Inv# 180001838 VOID	Void CK#118746	(\$70.42)		
118860	2024-07-10	CITY OF IRVINE	Inv# 180001838.	Replace CK#118746	\$70.00		
Total for Check:		118860				\$70.00	\$70.00

Orange County Water District

Check Register

Begin Date: 2024-07-04

End Date: 2024-07-10

Page: 4

Accounts Payable Check Register Presented for Board Ratification and/or Approval

Check No.	Date	Vendor Name	Invoice #	Purpose	Invoice Amount	Check Amount	FYTD
118861	2024-07-10	COUNTY OF ORANGE TREASURER-TAX COLLECTOR	Inv# PW240694	Agreement# D07-006	\$45,703.17		
		Total for Check: 118861				\$45,703.17	\$45,703.17
118862	2024-07-10	CULLIGAN OF SANTA ANA	Inv# 1941731	BPO WATER SOFTNER SERVICE	\$213.12		
		Total for Check: 118862				\$213.12	\$213.12
118863	2024-07-10	CWEA	Inv# MEMB RENEWAL A.RIVERA		\$239.00		
		Total for Check: 118863				\$239.00	\$239.00
118864	2024-07-10	DEPARTMENT OF TOXIC SUBSTANCES	Inv# 23SM6642		\$1,259.08		
		Total for Check: 118864				\$1,259.08	\$1,259.08
118865	2024-07-10	DEVAUL PAINT COMPANY	Inv# 00106856	BPO PAINT SUPPLIES	\$346.37		
118865	2024-07-10	DEVAUL PAINT COMPANY	Inv# 00106856	Discount	(\$6.37)		
		Total for Check: 118865				\$340.00	\$464.86
118866	2024-07-10	Davidson, Scott	Inv# JAN-JULY 2024 STIPENDS	1/17-7/14/24 phone stipends	\$240.00		
		Total for Check: 118866				\$240.00	\$240.00
118867	2024-07-10	EMERSON PROCESS MANAGEMENT LLLP	Inv# 30749191		\$4,350.10		
		Total for Check: 118867				\$4,350.10	\$4,350.10
118868	2024-07-10	ENGEO INCORPORATED	Inv# 292509	Thru 6/9 Bond Basin slope	\$4,577.50		
118868	2024-07-10	ENGEO INCORPORATED	Inv# 292514	Thru 6/9 Sunset GAP monitoring	\$567.50		
		Total for Check: 118868				\$5,145.00	\$5,145.00
118869	2024-07-10	ENVIRONMENTAL RESOURCE ASSOCIATES	Inv# 080457	Lab PT Quick Response	\$160.51		
118869	2024-07-10	ENVIRONMENTAL RESOURCE ASSOCIATES	Inv# 080457	Lab PT Quick Response	\$133.11		
118869	2024-07-10	ENVIRONMENTAL RESOURCE ASSOCIATES	Inv# 080457	freight	\$68.51		
118869	2024-07-10	ENVIRONMENTAL RESOURCE ASSOCIATES	Inv# 080457	Handling	\$16.31		
		Total for Check: 118869				\$378.44	\$1,147.46
118870	2024-07-10	EUROFINS EATON ANALYTICAL	Inv# 3800054702	REPLACES BPO# 517379	\$210.00		
		Total for Check: 118870				\$210.00	\$210.00
118871	2024-07-10	EVANTEC CORPORATION	Inv# 202400928	Generated by reorder 5/23/24 7	\$539.40		
118871	2024-07-10	EVANTEC CORPORATION	Inv# 202400928	Shipping	\$114.00		

Orange County Water District

Check Register

Begin Date: 2024-07-04

End Date: 2024-07-10

Page: 5

Accounts Payable Check Register Presented for Board Ratification and/or Approval

Check No.	Date	Vendor Name	Invoice #	Purpose	Invoice Amount	Check Amount	FYTD
Total for Check:		118871				\$653.40	\$22,183.80
118872	2024-07-10	EXCELSIOR ELEVATOR	Inv# 35091	BPO ELEVATOR SERVICE	\$141.64		
118872	2024-07-10	EXCELSIOR ELEVATOR	Inv# 35091	BPO ELEVATOR SERVICE	\$30.02		
118872	2024-07-10	EXCELSIOR ELEVATOR	Inv# 35091	BPO ELEVATOR SERVICE	\$16.67		
118872	2024-07-10	EXCELSIOR ELEVATOR	Inv# 35091	BPO ELEVATOR SERVICE	\$16.67		
118872	2024-07-10	EXCELSIOR ELEVATOR	Inv# 35091	Discount	(\$6.15)		
Total for Check:		118872				\$198.85	\$764.68
118873	2024-07-10	FEDERAL EXPRESS CORPORATION	Inv# 8-551-52812	Package Delivery	\$33.52		
118873	2024-07-10	FEDERAL EXPRESS CORPORATION	Inv# 8-551-52813	Package Delivery	\$95.84		
Total for Check:		118873				\$129.36	\$839.85
118874	2024-07-10	FILMTEC CORP	Inv# 951674549	PLANT CHEMICALS	\$8,156.25		
Total for Check:		118874				\$8,156.25	\$8,156.25
118875	2024-07-10	FISHER SCIENTIFIC CO.	Inv# 2628467		\$1,765.00		
118875	2024-07-10	FISHER SCIENTIFIC CO.	Inv# 2628467		\$72.43		
118875	2024-07-10	FISHER SCIENTIFIC CO.	Inv# 2744702	SUPPLIES	\$480.30		
118875	2024-07-10	FISHER SCIENTIFIC CO.	Inv# 2744702		\$6.95		
118875	2024-07-10	FISHER SCIENTIFIC CO.	Inv# 2744704		\$1,695.84		
118875	2024-07-10	FISHER SCIENTIFIC CO.	Inv# 2744705		\$1,095.69		
Total for Check:		118875				\$5,116.21	\$11,780.11
118876	2024-07-10	FRONTIER COMMUNICATIONS	Inv# 714-378-3200_20240628 07/27/2024	06/28/2024 to	\$5,006.79		
Total for Check:		118876				\$5,006.79	\$5,940.07
118877	2024-07-10	FRONTIER COMMUNICATIONS	Inv# 323-171-0001_20240626 07/25/2024	06/26/2024 to	\$555.00		
Total for Check:		118877				\$555.00	\$5,940.07
118878	2024-07-10	FRONTIER COMMUNICATIONS	Inv# 714-964-1492_20240628 07/27/2024	06/28/2024 to	\$61.12		
Total for Check:		118878				\$61.12	\$5,940.07
118879	2024-07-10	FRUIT GROWERS LABORATORY INC	Inv# 407355A	BPO RADIOACTIVITY ANAYLSES	\$103.00		
118879	2024-07-10	FRUIT GROWERS LABORATORY INC	Inv# 407356A	BPO RADIOACTIVITY ANAYLSES	\$250.00		
Total for Check:		118879				\$353.00	\$816.00

Orange County Water District

Check Register

Begin Date: 2024-07-04

End Date: 2024-07-10

Page: 6

Accounts Payable Check Register Presented for Board Ratification and/or Approval

Check No.	Date	Vendor Name	Invoice #	Purpose	Invoice Amount	Check Amount	FYTD
118880	2024-07-10	FULL TRAFFIC MAINTENANCE INC	Inv# 41030		\$353.17		
118880	2024-07-10	FULL TRAFFIC MAINTENANCE INC	Inv# 41030		\$291.78		
118880	2024-07-10	FULL TRAFFIC MAINTENANCE INC	Inv# 41030		\$226.19		
118880	2024-07-10	FULL TRAFFIC MAINTENANCE INC	Inv# 41030		\$56.55		
118880	2024-07-10	FULL TRAFFIC MAINTENANCE INC	Inv# 41030		\$40.24		
118880	2024-07-10	FULL TRAFFIC MAINTENANCE INC	Inv# 41030		\$34.80		
118880	2024-07-10	FULL TRAFFIC MAINTENANCE INC	Inv# 41030		\$34.80		
Total for Check:		118880				\$1,037.53	\$1,037.53
118882	2024-07-10	GEIGER	Inv# 5573152	OCWD LIP BALM	\$2,392.51		
118882	2024-07-10	GEIGER	Inv# 5573152	S&H	\$169.08		
118882	2024-07-10	GEIGER	Inv# 5573152	Discount	(\$25.62)		
118882	2024-07-10	GEIGER	Inv# 5573153	OCWD LIP BALM	\$1,122.30		
118882	2024-07-10	GEIGER	Inv# 5573153	OCWD LIP BALM	\$748.20		
118882	2024-07-10	GEIGER	Inv# 5573153	S&H	\$346.17		
118882	2024-07-10	GEIGER	Inv# 5573153	OCWD LIP BALM	\$52.20		
118882	2024-07-10	GEIGER	Inv# 5573153	Discount	(\$22.69)		
118882	2024-07-10	GEIGER	Inv# 5573154	OCWD LIP BALM	\$967.88		
118882	2024-07-10	GEIGER	Inv# 5573154	S&H	\$73.75		
118882	2024-07-10	GEIGER	Inv# 5573154	OCWD LIP BALM	\$70.68		
118882	2024-07-10	GEIGER	Inv# 5573154	Discount	(\$11.12)		
118882	2024-07-10	GEIGER	Inv# 5576749	PROMOTIONAL GIVEAWAY	\$375.19		
118882	2024-07-10	GEIGER	Inv# 5576749	Discount	(\$3.75)		
118882	2024-07-10	GEIGER	Inv# 5578016	PROMOTIONAL ITEM - POP GAME	\$2,642.62		
118882	2024-07-10	GEIGER	Inv# 5578016	S&H	\$404.46		
118882	2024-07-10	GEIGER	Inv# 5578016	PROMOTIONAL ITEM - POP GAME	\$43.50		
118882	2024-07-10	GEIGER	Inv# 5578016	Discount	(\$57.33)		
118882	2024-07-10	GEIGER	Inv# 5578016	PROMOTIONAL ITEM - POP GAME	\$2,642.62		
Total for Check:		118882				\$11,930.65	\$19,769.39
118883	2024-07-10	GRAINGER INC.	Inv# 9147343751	BPO INDUSTRIAL SUPPLIES	\$163.86		
118883	2024-07-10	GRAINGER INC.	Inv# 9147343769	BPO INDUSTRIAL SUPPLIES	\$152.37		
118883	2024-07-10	GRAINGER INC.	Inv# 9147343769	BPO INDUSTRIAL SUPPLIES	\$3.66		
118883	2024-07-10	GRAINGER INC.	Inv# 9147906441	Generated by reorder 6/10/24 9	\$2,513.26		

Orange County Water District

Check Register

Begin Date: 2024-07-04

End Date: 2024-07-10

Page: 7

Accounts Payable Check Register Presented for Board Ratification and/or Approval

Check No.	Date	Vendor Name	Invoice #	Purpose	Invoice Amount	Check Amount	FYTD
118883	2024-07-10	GRAINGER INC.	Inv# 9147906441	Generated by reorder 6/10/24 9	\$746.41		
118883	2024-07-10	GRAINGER INC.	Inv# 9147906441	Generated by reorder 6/10/24 9	\$79.87		
118883	2024-07-10	GRAINGER INC.	Inv# 9147906441	Generated by reorder 6/10/24 9	\$61.68		
		Total for Check:	118883			\$3,721.11	\$8,581.57
118884	2024-07-10	GREEN THUMB, LLC	Inv# 20240759	BPO PLANT SERVICE	\$299.44		
118884	2024-07-10	GREEN THUMB, LLC	Inv# 20240759	BPO PLANT SERVICE	\$94.56		
		Total for Check:	118884			\$394.00	\$394.00
118885	2024-07-10	HABITAT WEST	Inv# 91266	wo#9 Pheasant fields-final inv	\$40,000.00		
		Total for Check:	118885			\$40,000.00	\$40,000.00
118886	2024-07-10	HACH COMPANY	Inv# 14066134		\$756.90		
		Total for Check:	118886			\$756.90	\$1,294.13
118887	2024-07-10	HAMILTON COMPANY	Inv# INV-221803	Supplies	\$1,044.00		
118887	2024-07-10	HAMILTON COMPANY	Inv# INV-221803	Freight	\$14.00		
118887	2024-07-10	HAMILTON COMPANY	Inv# INV-221803	Handling	\$0.69		
		Total for Check:	118887			\$1,058.69	\$1,058.69
118888	2024-07-10	HAZEN AND SAWYER	Inv# 0000007	May24 Sunset GAP seawtr.intrus	\$19,955.94		
		Total for Check:	118888			\$19,955.94	\$68,114.19
118889	2024-07-10	HOME DEPOT CREDIT SERVICES	Inv# 0612572	BPO INDUSTRIAL SUPPLIES	\$49.52		
118889	2024-07-10	HOME DEPOT CREDIT SERVICES	Inv# 1122400	BPO INDUSTRIAL SUPPLIES	\$88.34		
118889	2024-07-10	HOME DEPOT CREDIT SERVICES	Inv# 9022073	BPO INDUSTRIAL SUPPLIES	\$8.30		
118889	2024-07-10	HOME DEPOT CREDIT SERVICES	Inv# 9510638	BPO INDUSTRIAL SUPPLIES	\$227.65		
118889	2024-07-10	HOME DEPOT CREDIT SERVICES	Inv# 9510640	BPO INDUSTRIAL SUPPLIES	\$28.90		
		Total for Check:	118889			\$402.71	\$2,153.88
118890	2024-07-10	Herndon, Roy L.	Inv# JUNE 2024 TRAVEL, LICENSE		\$180.00		
118890	2024-07-10	Herndon, Roy L.	Inv# JUNE 2024 TRAVEL, LICENSE		\$20.00		
		Total for Check:	118890			\$200.00	\$200.00
118891	2024-07-10	IMPERIAL SPRINKLER	Inv# 0016242029-002	BPO LANDSCAPE SUPPLIES	\$22.84		
118891	2024-07-10	IMPERIAL SPRINKLER	Inv# 0016242029-002	Discount	(\$0.42)		
		Total for Check:	118891			\$22.42	\$71.17
118892	2024-07-10	INNOVAPREP LLC	Inv# 18727		\$828.00		
118892	2024-07-10	INNOVAPREP LLC	Inv# 18727	UPS Ground	\$30.00		
		Total for Check:	118892			\$858.00	\$858.00
118893	2024-07-10	INTEGRATED MEDIA SYSTEMS	Inv# 47238	MEDIA SERVICES	\$944.20		

Orange County Water District

Check Register

Begin Date: 2024-07-04

End Date: 2024-07-10

Page: 8

Accounts Payable Check Register Presented for Board Ratification and/or Approval

Check No.	Date	Vendor Name	Invoice #	Purpose	Invoice Amount	Check Amount	FYTD
Total for Check:		118893				\$944.20	\$944.20
118894	2024-07-10	IRVINE PIPE & SUPPLY CO	Inv# S118463482.001	BPO PIPE SUPPLIES	\$72.19		
118894	2024-07-10	IRVINE PIPE & SUPPLY CO	Inv# S118463482.001		(\$1.32)		
Total for Check:		118894				\$70.87	\$204.26
118895	2024-07-10	LARSON O'BRIEN LLP	Inv# 19517	May24 legal/SouthBasin	\$715.00		
Total for Check:		118895				\$715.00	\$715.00
118896	2024-07-10	LHOIST NORTH AMERICA	Inv# 1102412123	6/9 (2) lime 25.78 & 25.22 ton	\$22,856.16		
118896	2024-07-10	LHOIST NORTH AMERICA	Inv# 1102412301	6/11 (2)lime 25.87 & 25.36 ton	\$22,959.24		
Total for Check:		118896				\$45,815.40	\$80,332.69
118897	2024-07-10	LIFTOFF LLC	Inv# 7658ADD6A	Subscribe licenses	\$140.00		
Total for Check:		118897				\$140.00	\$140.00
118898	2024-07-10	LILLESTRAND LEADERSHIP CONSULTING	Inv# 8019	6/12 leadership consulting	\$437.50		
Total for Check:		118898				\$437.50	\$437.50
118899	2024-07-10	MCFADDEN-DALE HARDWARE CO.	Inv# 5499545	BPO INDUSTRIAL SUPPLIES	\$183.61		
118899	2024-07-10	MCFADDEN-DALE HARDWARE CO.	Inv# 5499545	Discount	(\$5.11)		
118899	2024-07-10	MCFADDEN-DALE HARDWARE CO.	Inv# 5499575	Credit for 5499545	(\$106.67)		
118899	2024-07-10	MCFADDEN-DALE HARDWARE CO.	Inv# 5500145	BPO INDUSTRIAL SUPPLIES	\$84.37		
118899	2024-07-10	MCFADDEN-DALE HARDWARE CO.	Inv# 5500145		(\$2.35)		
118899	2024-07-10	MCFADDEN-DALE HARDWARE CO.	Inv# 5501475	BPO INDUSTRIAL SUPPLIES	\$208.24		
118899	2024-07-10	MCFADDEN-DALE HARDWARE CO.	Inv# 5501475	Discount	(\$5.80)		
Total for Check:		118899				\$356.29	\$794.97
118900	2024-07-10	MCMaster-CARR SUPPLY COMPANY	Inv# 29596440	Sealed Lead Acid Battery 12 V	\$543.75		
118900	2024-07-10	MCMaster-CARR SUPPLY COMPANY	Inv# 29596440	Shipping	\$34.61		
118900	2024-07-10	MCMaster-CARR SUPPLY COMPANY	Inv# 29596440	Discount	(\$10.88)		
Total for Check:		118900				\$567.48	\$1,029.37
118901	2024-07-10	MUNICIPAL WATER DISTRICT OF OC	Inv# 11495		\$176,301.13		
Total for Check:		118901				\$176,301.13	\$176,301.13
118902	2024-07-10	Macbeth, Cameron	Inv# DEC23-JUN24 STIPENDS	12/12/23-6/11/24 stipends	\$240.00		

Orange County Water District

Check Register

Begin Date: 2024-07-04

End Date: 2024-07-10

Page: 9

Accounts Payable Check Register Presented for Board Ratification and/or Approval

Check No.	Date	Vendor Name	Invoice #	Purpose	Invoice Amount	Check Amount	FYTD
118902	2024-07-10	Macbeth, Cameron	Inv# JAN-JUN24 OTHER EXPENSES		\$300.08		
		Total for Check:	118902			\$540.08	\$540.08
118903	2024-07-10	Mark, David L.	Inv# JUNE 2024 LICENSE	6/27/24 professional license	\$180.00		
		Total for Check:	118903			\$180.00	\$180.00
118904	2024-07-10	McMichael, David	Inv# JAN-JUN 2024 STIPENDS	1/8-6/7/24 stipends	\$200.00		
		Total for Check:	118904			\$200.00	\$200.00
118905	2024-07-10	NAPA AUTO PARTS	Inv# 127296	BPO TRUCK PARTS	\$64.81		
118905	2024-07-10	NAPA AUTO PARTS	Inv# 127859	BPO TRUCK PARTS	\$313.37		
		Total for Check:	118905			\$378.18	\$378.18
118906	2024-07-10	NEWARK ELEMENT 14	Inv# 37210344		\$707.36		
		Total for Check:	118906			\$707.36	\$707.36
118907	2024-07-10	ONESOURCE DISTRIBUTORS INC.	Inv# S007477067.001	Generated by reorder 5/13/24 1	\$2,605.47		
118907	2024-07-10	ONESOURCE DISTRIBUTORS INC.	Inv# S007477067.001	Discount	(\$23.96)		
		Total for Check:	118907			\$2,581.51	\$2,581.51
118908	2024-07-10	ORANGE COUNTY HISPANIC CHAMBER	Inv# A-1113	Membership Renewal 24/25	\$1,500.00		
		Total for Check:	118908			\$1,500.00	\$1,500.00
118910	2024-07-10	P.L HAWN COMPANY INC	Inv# 208912	Filters for HVAC Units - 2nd Q	\$558.54		
118910	2024-07-10	P.L HAWN COMPANY INC	Inv# 208912	Filters for HVAC Units - 2nd Q	\$317.12		
118910	2024-07-10	P.L HAWN COMPANY INC	Inv# 208912	Filters for HVAC Units - 2nd Q	\$261.26		
118910	2024-07-10	P.L HAWN COMPANY INC	Inv# 208912	Filters for HVAC Units - 2nd Q	\$261.26		
118910	2024-07-10	P.L HAWN COMPANY INC	Inv# 208912	Filters for HVAC Units - 2nd Q	\$244.04		
118910	2024-07-10	P.L HAWN COMPANY INC	Inv# 208912	Filters for HVAC Units - 2nd Q	\$194.44		
118910	2024-07-10	P.L HAWN COMPANY INC	Inv# 208912	Filters for HVAC Units - 2nd Q	\$178.78		
118910	2024-07-10	P.L HAWN COMPANY INC	Inv# 208912	Filters for HVAC Units - 2nd Q	\$164.95		
118910	2024-07-10	P.L HAWN COMPANY INC	Inv# 208912	Filters for HVAC Units - 2nd Q	\$160.51		
118910	2024-07-10	P.L HAWN COMPANY INC	Inv# 208912	Filters for HVAC Units - 2nd Q	\$128.93		
118910	2024-07-10	P.L HAWN COMPANY INC	Inv# 208912	Filters for HVAC Units - 2nd Q	\$125.55		
118910	2024-07-10	P.L HAWN COMPANY INC	Inv# 208912	Filters for HVAC Units - 2nd Q	\$124.24		
118910	2024-07-10	P.L HAWN COMPANY INC	Inv# 208912	Filters for HVAC Units - 2nd Q	\$106.49		
118910	2024-07-10	P.L HAWN COMPANY INC	Inv# 208912	Filters for HVAC Units - 2nd Q	\$96.31		
118910	2024-07-10	P.L HAWN COMPANY INC	Inv# 208913	Filters for HVAC Units - 2nd Q	\$72.08		
118910	2024-07-10	P.L HAWN COMPANY INC	Inv# 208913	Filters for HVAC Units - 2nd Q	\$72.08		

Orange County Water District

Check Register

Begin Date: 2024-07-04

End Date: 2024-07-10

Page: 10

Accounts Payable Check Register Presented for Board Ratification and/or Approval

Check No.	Date	Vendor Name	Invoice #	Purpose	Invoice Amount	Check Amount	FYTD
118910	2024-07-10	P.L HAWN COMPANY INC	Inv# 208913	Filters for HVAC Units - 2nd Q	\$72.08		
118910	2024-07-10	P.L HAWN COMPANY INC	Inv# 208913	Filters for HVAC Units - 2nd Q	\$23.49		
118910	2024-07-10	P.L HAWN COMPANY INC	Inv# 208912	Filters for HVAC Units - 2nd Q	\$240.12		
Total for Check:		118910				\$3,402.27	\$3,402.27
118911	2024-07-10	PACWEST SECURITY SERVICES	Inv# OC37445	6/4 extra security service	\$60.20		
Total for Check:		118911				\$60.20	\$60.20
118912	2024-07-10	PATTEN SYSTEMS INC	Inv# 12406-011	Generated by reorder 5/15/24 1	\$3,436.50		
118912	2024-07-10	PATTEN SYSTEMS INC	Inv# 12406-011	Freight	\$30.20		
Total for Check:		118912				\$3,466.70	\$3,466.70
118913	2024-07-10	PETE'S ROAD SERVICE, INC.	Inv# 24-0764522-00	BPO TIRE SERVICE	\$772.00		
118913	2024-07-10	PETE'S ROAD SERVICE, INC.	Inv# 24-0764522-00	BPO TIRE SERVICE	\$34.02		
Total for Check:		118913				\$806.02	\$806.02
118914	2024-07-10	PHENOVA INC	Inv# 205703	SUPPLIES	\$107.44		
118914	2024-07-10	PHENOVA INC	Inv# 205703	SUPPLIES	\$94.73		
118914	2024-07-10	PHENOVA INC	Inv# 205703	Frt&Handling	\$19.55		
118914	2024-07-10	PHENOVA INC	Inv# 205703	Frt&Handling	\$19.55		
Total for Check:		118914				\$241.27	\$241.27
118915	2024-07-10	PIKE, JAMES EDWIN	Inv# 310	Jun24 Prado vireo	\$13,455.00		
Total for Check:		118915				\$13,455.00	\$13,455.00
118916	2024-07-10	PRIMO POWDER COATING	Inv# 117385	Powder Coat Rack for Maintenanc	\$625.00		
Total for Check:		118916				\$625.00	\$1,875.00
118917	2024-07-10	PURCOR PEST SOLUTIONS	Inv# 11583801	PEST CONTROL-REP BPO#517507	\$185.00		
Total for Check:		118917				\$185.00	\$185.00
118918	2024-07-10	Pannu, Meeta	Inv# JULY 2024 WEF MEMBERSHIP	7/3/24 WEF membership	\$361.00		
Total for Check:		118918				\$361.00	\$361.00
118919	2024-07-10	Parmar, Prem	Inv# JAN-JUL 2024 STIPENDS	1/29-7/28/24 stipends	\$240.00		
Total for Check:		118919				\$240.00	\$240.00
118920	2024-07-10	QUADIENT FINANCE USA, INC	Inv# 7900044080794138_20240626		\$3,010.00		
Total for Check:		118920				\$3,010.00	\$3,010.00
118922	2024-07-10	QUINN COMPANY	Inv# PC830417021	Generated by reorder 10/11/23	\$346.97		
118922	2024-07-10	QUINN COMPANY	Inv# PC830417021	Generated by reorder 10/11/23	\$113.75		
118922	2024-07-10	QUINN COMPANY	Inv# PC830417021	Generated by reorder 10/11/23	\$106.11		

Orange County Water District

Check Register

Begin Date: 2024-07-04

End Date: 2024-07-10

Page: 11

Accounts Payable Check Register Presented for Board Ratification and/or Approval

Check No.	Date	Vendor Name	Invoice #	Purpose	Invoice Amount	Check Amount	FYTD
118922	2024-07-10	QUINN COMPANY	Inv# PC830417021	Generated by reorder 10/11/23	\$75.09		
118922	2024-07-10	QUINN COMPANY	Inv# PC830417021	Generated by reorder 10/11/23	\$59.52		
118922	2024-07-10	QUINN COMPANY	Inv# PC830417021	Generated by reorder 10/11/23	\$56.97		
118922	2024-07-10	QUINN COMPANY	Inv# PC830417021	Generated by reorder 10/11/23	\$52.66		
118922	2024-07-10	QUINN COMPANY	Inv# PC830417021	Generated by reorder 10/11/23	\$50.27		
118922	2024-07-10	QUINN COMPANY	Inv# PC830417021	Generated by reorder 10/11/23	\$49.75		
118922	2024-07-10	QUINN COMPANY	Inv# PC830417021	Generated by reorder 10/11/23	\$46.91		
118922	2024-07-10	QUINN COMPANY	Inv# PC830421438	BPO EQUIPMENT & SUPPLIES	\$114.67		
118922	2024-07-10	QUINN COMPANY	Inv# PC830421439	BPO EQUIPMENT & SUPPLIES	\$472.26		
118922	2024-07-10	QUINN COMPANY	Inv# PC830422792	BPO EQUIPMENT & SUPPLIES	\$71.74		
118922	2024-07-10	QUINN COMPANY	Inv# PC830417021	Generated by reorder 10/11/23	\$125.51		
118922	2024-07-10	QUINN COMPANY	Inv# PC830417021	Generated by reorder 10/11/23	\$148.72		
Total for Check:		118922				\$1,890.90	\$2,585.84
118923	2024-07-10	RAINBOW DISPOSAL CO INC	Inv# 0605-001097972	BPO TRASH SERVICE	\$6,603.77		
Total for Check:		118923				\$6,603.77	\$6,603.77
118924	2024-07-10	RED WING SHOE CO. INC.	Inv# 854-1-52152	BPO WORK BOOTS	\$200.00		
Total for Check:		118924				\$200.00	\$400.00
118925	2024-07-10	RESTEK CORPORATION	Inv# CD50453853	Supplies	\$3,674.40		
118925	2024-07-10	RESTEK CORPORATION	Inv# CD50453853	Discount	(\$73.49)		
Total for Check:		118925				\$3,600.91	\$3,600.91
118926	2024-07-10	Raley, Robert	Inv# JAN-JUL 2024 STIPENDS	1/2-7/1/24 stipends	\$212.91		
Total for Check:		118926				\$212.91	\$212.91
118927	2024-07-10	SALCO DYNAMIC SOLUTIONS INC.	Inv# I09949	Generated by reorder 6/10/24 9	\$5,711.66		
118927	2024-07-10	SALCO DYNAMIC SOLUTIONS INC.	Inv# I09949	delivery	\$54.10		
118927	2024-07-10	SALCO DYNAMIC SOLUTIONS INC.	Inv# I09949	Environmental fee	\$46.50		
118927	2024-07-10	SALCO DYNAMIC SOLUTIONS INC.	Inv# I09949	Discount	(\$106.97)		
Total for Check:		118927				\$5,705.29	\$5,705.29
118929	2024-07-10	SC FUELS	Inv# 0893593	BPO UNLEADED FUEL FOR VEHICLES	\$1,344.32		
118929	2024-07-10	SC FUELS	Inv# 0893593	BPO UNLEADED FUEL FOR VEHICLES	\$810.82		
118929	2024-07-10	SC FUELS	Inv# 0893593	BPO UNLEADED FUEL FOR VEHICLES	\$456.21		
118929	2024-07-10	SC FUELS	Inv# 0893593	BPO UNLEADED FUEL FOR VEHICLES	\$441.03		
118929	2024-07-10	SC FUELS	Inv# 0893593	BPO UNLEADED FUEL FOR VEHICLES	\$357.68		

Orange County Water District

Check Register

Begin Date: 2024-07-04

End Date: 2024-07-10

Page: 12

Accounts Payable Check Register Presented for Board Ratification and/or Approval

Check No.	Date	Vendor Name	Invoice #	Purpose	Invoice Amount	Check Amount	FYTD
118929	2024-07-10	SC FUELS	Inv# 0893593	BPO UNLEADED FUEL FOR VEHICLES	\$319.57		
118929	2024-07-10	SC FUELS	Inv# 0893593	BPO UNLEADED FUEL FOR VEHICLES	\$305.13		
118929	2024-07-10	SC FUELS	Inv# 0893593	BPO UNLEADED FUEL FOR VEHICLES	\$289.11		
118929	2024-07-10	SC FUELS	Inv# 0893593	BPO UNLEADED FUEL FOR VEHICLES	\$171.04		
118929	2024-07-10	SC FUELS	Inv# 0893593	BPO UNLEADED FUEL FOR VEHICLES	\$116.01		
118929	2024-07-10	SC FUELS	Inv# 0893593	BPO UNLEADED FUEL FOR VEHICLES	\$83.93		
118929	2024-07-10	SC FUELS	Inv# 0893593	BPO UNLEADED FUEL FOR VEHICLES	\$34.93		
118929	2024-07-10	SC FUELS	Inv# 0893593	BPO UNLEADED FUEL FOR VEHICLES	\$202.12		
Total for Check:		118929				\$4,931.90	\$4,931.90
118930	2024-07-10	SIDEPATH INC.	Inv# 21955	Monitors for usera	\$4,099.22		
118930	2024-07-10	SIDEPATH INC.	Inv# 21955	CA EWaste fee per unit	\$100.00		
Total for Check:		118930				\$4,199.22	\$4,199.22
118931	2024-07-10	SMART & FINAL	Inv# 4180050006701	Invoices	\$549.55		
118931	2024-07-10	SMART & FINAL	Inv# 4180050006701	Invoices	\$159.86		
Total for Check:		118931				\$709.41	\$774.38
118932	2024-07-10	SOUTHERN CALIFORNIA EDISON CO.	Inv# 700145466803_20240702		\$486,221.66		
Total for Check:		118932				\$486,221.66	\$486,221.66
118933	2024-07-10	SUNSET INDUSTRIAL PARTS	Inv# INV71600	Generated by reorder 6/17/24 6	\$258.39		
118933	2024-07-10	SUNSET INDUSTRIAL PARTS	Inv# INV71600	Generated by reorder 6/17/24 6	\$133.54		
118933	2024-07-10	SUNSET INDUSTRIAL PARTS	Inv# INV71600	Generated by reorder 6/17/24 6	\$82.22		
118933	2024-07-10	SUNSET INDUSTRIAL PARTS	Inv# INV71600	Shipping	\$43.45		
118933	2024-07-10	SUNSET INDUSTRIAL PARTS	Inv# INV71600	Discount	(\$4.36)		
Total for Check:		118933				\$513.24	\$513.24
118934	2024-07-10	SUPERIOR SWEEPING LTD.	Inv# 377-0524	BPO STREET SWEEPING	\$472.00		
Total for Check:		118934				\$472.00	\$472.00
118935	2024-07-10	SURF CITY OPTOMETRY	Inv# 114197	BPO FOR RX GLASSES	\$289.00		
Total for Check:		118935				\$289.00	\$289.00
118936	2024-07-10	Sanchez, Lily V.	Inv# JUNE 2-6, 2024 TRAINING training/Anaheim	6/2-6 ASMS	\$257.91		
Total for Check:		118936				\$257.91	\$257.91
118937	2024-07-10	TAB ANSWER NETWORK CALL CENTER	Inv# 1505406272024		\$75.79		

Orange County Water District

Check Register

Begin Date: 2024-07-04

End Date: 2024-07-10

Page: 13

Accounts Payable Check Register Presented for Board Ratification and/or Approval

Check No.	Date	Vendor Name	Invoice #	Purpose	Invoice Amount	Check Amount	FYTD
Total for Check:		118937				\$75.79	\$75.79
118938	2024-07-10	SoCalGas	Inv# 0444092900_20240703	05/31/2024 - 07/01/2024	\$268.94		
118938	2024-07-10	SoCalGas	Inv# 0507092900_20240703	05/31/2024 - 07/01/2024	\$126.21		
118938	2024-07-10	SoCalGas	Inv# 1137583304_20240703	05/31/2024 - 07/01/2024	\$4,869.27		
Total for Check:		118938				\$5,264.42	\$5,264.42
118939	2024-07-10	TOM'S TRUCK CENTER, INC	Inv# 1339810	BPO FORD PARTS	\$211.61		
118939	2024-07-10	TOM'S TRUCK CENTER, INC	Inv# 1339810	Freight	\$27.00		
Total for Check:		118939				\$238.61	\$238.61
118940	2024-07-10	TRAJAN SCIENTIFIC AMERICAS INC.	Inv# 10115733	Supplies	\$335.41		
118940	2024-07-10	TRAJAN SCIENTIFIC AMERICAS INC.	Inv# 10115733	Freight	\$24.07		
Total for Check:		118940				\$359.48	\$359.48
118941	2024-07-10	TROJAN TECHNOLOGIES, INC.	Inv# 200 / 24090	FREIGHT	\$133.00		
118941	2024-07-10	TROJAN TECHNOLOGIES, INC.	Inv# 200 / 24090	Trojan 100% T Solution, 4X1-Ga	\$122.94		
Total for Check:		118941				\$255.94	\$255.94
118942	2024-07-10	U-LINE	Inv# 175962408		(\$205.54)		
118942	2024-07-10	U-LINE	Inv# 179359384	DRUMS TO TRANSPORT USED CARBON	\$730.80		
118942	2024-07-10	U-LINE	Inv# 179359384	Freight	\$61.09		
118942	2024-07-10	U-LINE	Inv# 179359384	Handling Fee	\$1.63		
Total for Check:		118942				\$587.98	\$587.98
118943	2024-07-10	U.S. BANK	Inv# 14315195	05.01.24-05.31.24	\$1,172.67		
Total for Check:		118943				\$1,172.67	\$3,291.87
118944	2024-07-10	UC SAN DIEGO FOUNDATION	Inv# AFFILIATES GROUP 23-2024	Affiliates Group	\$25,000.00		
118944	2024-07-10	UC SAN DIEGO FOUNDATION	Inv# AFFILIATES GROUP 24-2025	Water Affiliates	\$25,000.00		
Total for Check:		118944				\$50,000.00	\$50,000.00
118945	2024-07-10	UNIFIRST CORPORATION	Inv# 2190185483	1557	\$278.62		
118945	2024-07-10	UNIFIRST CORPORATION	Inv# 2190185483	1557	\$16.66		
118945	2024-07-10	UNIFIRST CORPORATION	Inv# 2190186074	1557	\$53.94		
118945	2024-07-10	UNIFIRST CORPORATION	Inv# 2190186075	1557	\$16.77		
118945	2024-07-10	UNIFIRST CORPORATION	Inv# 2190186076	1557	\$282.72		

Orange County Water District

Check Register

Begin Date: 2024-07-04

End Date: 2024-07-10

Page: 14

Accounts Payable Check Register Presented for Board Ratification and/or Approval

Check No.	Date	Vendor Name	Invoice #	Purpose	Invoice Amount	Check Amount	FYTD
118945	2024-07-10	UNIFIRST CORPORATION	Inv# 2190186077	1557	\$10.78		
118945	2024-07-10	UNIFIRST CORPORATION	Inv# 2190186078	1557	\$543.06		
118945	2024-07-10	UNIFIRST CORPORATION	Inv# 2190186079	1557	\$118.80		
118945	2024-07-10	UNIFIRST CORPORATION	Inv# 2190186080	1557	\$16.83		
118945	2024-07-10	UNIFIRST CORPORATION	Inv# 2200144953	1557	\$38.08		
Total for Check:		118945				\$1,376.26	\$2,645.29
118946	2024-07-10	UNITED PARCEL SERVICE	Inv# 0000X81601274		\$118.85		
Total for Check:		118946				\$118.85	\$554.77
118947	2024-07-10	UNIVAR SOLUTIONS USA	Inv# 52225728	7/3 23.204 ton sulfuric acid	\$5,244.10		
118947	2024-07-10	UNIVAR SOLUTIONS USA	Inv# 52225728	discount	(\$104.88)		
118947	2024-07-10	UNIVAR SOLUTIONS USA	Inv# 52225730	7/3 23.42 ton sulfuric acid	\$5,292.92		
118947	2024-07-10	UNIVAR SOLUTIONS USA	Inv# 52225730	discount	(\$105.86)		
Total for Check:		118947				\$10,326.28	\$20,745.58
118948	2024-07-10	UNIVERSAL BACKGROUND SCREENING INC	Inv# 202406008258	BPO BACKGROUND CHECK	\$719.96		
Total for Check:		118948				\$719.96	\$719.96
118949	2024-07-10	USA BLUEBOOK	Inv# INV00392905	Generated by reorder 6/10/24 9	\$494.60		
118949	2024-07-10	USA BLUEBOOK	Inv# INV00392905	Freight	\$16.17		
Total for Check:		118949				\$510.77	\$866.04
118950	2024-07-10	UTILIQUEST LLC	Inv# 334824-Q	6/2-6 screen/mark pipes	\$1,147.15		
118950	2024-07-10	UTILIQUEST LLC	Inv# 334824-Q	6/2-6 screen/mark pipes	\$669.17		
118950	2024-07-10	UTILIQUEST LLC	Inv# 334824-Q	6/2-6 screen/mark pipes	\$82.02		
118950	2024-07-10	UTILIQUEST LLC	Inv# 334824-Q	6/2-6 screen/mark pipes	\$13.56		
Total for Check:		118950				\$1,911.90	\$3,635.36
118951	2024-07-10	VEOLIA WTS SERVICES USA INC	Inv# 902728738	NEW EQUIP.	\$1,413.75		
Total for Check:		118951				\$1,413.75	\$2,191.56
118952	2024-07-10	VWR INTERNATIONAL LLC	Inv# 8816314360	Lab Supplies	\$739.07		
118952	2024-07-10	VWR INTERNATIONAL LLC	Inv# 8816326082	Generated by reorder 6/10/24 9	\$388.28		
118952	2024-07-10	VWR INTERNATIONAL LLC	Inv# 8816329907		\$175.72		
Total for Check:		118952				\$1,303.07	\$5,840.91
118953	2024-07-10	WATER REPLENISHMENT DISTRICT	Inv# 001-2403		\$159,804.65		

Orange County Water District

Check Register

Begin Date: 2024-07-04

End Date: 2024-07-10

Page: 15

Accounts Payable Check Register Presented for Board Ratification and/or Approval

Check No.	Date	Vendor Name	Invoice #	Purpose	Invoice Amount	Check Amount	FYTD
118953	2024-07-10	WATER REPLENISHMENT DISTRICT	Inv# 002-2402		\$2,528.69		
118953	2024-07-10	WATER REPLENISHMENT DISTRICT	Inv# 003-2401		\$6,925.58		
Total for Check:		118953				\$169,258.92	\$169,258.92
118954	2024-07-10	XEROX FINANCIAL SERVICES	Inv# 5847232	BOARD ADMINISTRATION	\$962.44		
118954	2024-07-10	XEROX FINANCIAL SERVICES	Inv# 5847232	Equip Protection	\$22.03		
Total for Check:		118954				\$984.47	\$984.47
118955	2024-07-10	XYLEM WATER SOLUTIONS USA INC	Inv# 1055599	IQpipe cable for Anaheim	\$533.36		
118955	2024-07-10	XYLEM WATER SOLUTIONS USA INC	Inv# 1055599	Shipping/Handling	\$15.00		
Total for Check:		118955				\$548.36	\$548.36
118956	2024-07-10	YSI INCORPORATED	Inv# 1063556	Amazon bubbler repair	\$545.78		
118956	2024-07-10	YSI INCORPORATED	Inv# 1063556	labor/shipping/handling	\$287.55		
118956	2024-07-10	YSI INCORPORATED	Inv# 1071105	Generated by reorder 2/14/24 1	\$4,809.96		
118956	2024-07-10	YSI INCORPORATED	Inv# 1071105	Shipping/handling	\$19.10		
Total for Check:		118956				\$5,662.39	\$5,662.39
978464	2024-07-05	MORGAN STANLEY & CO LLC	Inv# 27432	OCWD 03A REMARKETING 04.01-06.	\$11,296.74		
Total for Check:		978464				\$11,296.74	\$11,296.74
978465	2024-07-08	U.S. BANK TRUST	Inv# COMM PPR TAX EXEMPT 07/08 EXEMPT 68427MQF3	COMM PPR TAX	\$8,400,000.00		
Total for Check:		978465				\$8,400,000.00	\$8,481,047.95
978466	2024-07-08	U.S. BANK TRUST	Inv# COMM PPR TAX EX INT PMT EXEMPT 68427MQF3	COMM PPR TAX	\$81,047.95		
Total for Check:		978466				\$81,047.95	\$8,481,047.95
978467	2024-07-09	WELLS FARGO BANK	Inv# JULY 10, 2024 #6527	PR#14 July 10, 24 #6527	\$35,266.18		
Total for Check:		978467				\$35,266.18	\$987,699.58
978468	2024-07-09	WELLS FARGO BANK	Inv# JULY 10, 2024 #6911	PR#14 July 10, 24 #6911	\$950,643.10		
Total for Check:		978468				\$950,643.10	\$987,699.58
978469	2024-07-09	WELLS FARGO BANK	Inv# JULY 10, 2024 GARNABF GARNABF	PR#14 July 10, 24	\$1,790.30		
Total for Check:		978469				\$1,790.30	\$987,699.58
978470	2024-07-10	FIDELITY INVESTMENTS	Inv# JULY 10, 2024 401A 89137	PR#14 July 10, 24 Plan	\$246,439.09		

Orange County Water District
Check Register

Begin Date: 2024-07-04 End Date: 2024-07-10 Page: 16

Accounts Payable Check Register Presented for Board Ratification and/or Approval

Check No.	Date	Vendor Name	Invoice #	Purpose	Invoice Amount	Check Amount	FYTD
Total for Check:		978470				\$246,439.09	\$253,480.75
978471	2024-07-10	FIDELITY INVESTMENTS	Inv# JULY 10, 2024 457B	PR#14 Jul 10, 24 Plan 89148	\$98,670.32		
Total for Check:		978471				\$98,670.32	\$105,198.71
Run Date: 7/9/2024					\$11,203,691.69	\$11,203,691.69	

Orange County Water District

Check Register

Begin Date: 2024-07-11

End Date: 2024-07-17

Page: 1

Accounts Payable Check Register Presented for Board Ratification and/or Approval

Check No.	Date	Vendor Name	Invoice #	Purpose	Invoice Amount	Check Amount	FYTD
116847	2024-02-21	EMBARCADERO TECHNOLOGIES, INC.	Inv# Q-1414714		(\$128.34)		
116847	2024-02-21	EMBARCADERO TECHNOLOGIES, INC.	Inv# Q-1414714		(\$1,411.66)		
116847	2024-02-21	EMBARCADERO TECHNOLOGIES, INC.	Inv# Q-1414714		\$1,540.00		
116847	2024-02-21	EMBARCADERO TECHNOLOGIES, INC.	Inv# Q-1414714	Renew DB Power Studio SW maint	(\$1,540.00)		
Total for Check:		116847				(\$1,540.00)	\$1,540.00
118957	2024-07-17	ACWA JPIA	Inv# O-0001000276	C-4LQ4-231954-CYBER-2024	\$38,861.21		
Total for Check:		118957				\$38,861.21	\$653,741.47
118958	2024-07-17	ACWA JPIA	Inv# 703178	Health Insurance August 2024	\$493,227.92		
Total for Check:		118958				\$493,227.92	\$653,741.47
118959	2024-07-17	ACWA JPIA	Inv# WORKERS COMP APR-JUN24 Apr-Jun24	Workers Comp Q2	\$106,833.34		
Total for Check:		118959				\$106,833.34	\$653,741.47
118960	2024-07-17	AGILENT TECHNOLOGIES, INC.	Inv# 128045680	Supplies	\$511.94		
118960	2024-07-17	AGILENT TECHNOLOGIES, INC.	Inv# 128045680	Shipping and Handling	\$8.70		
Total for Check:		118960				\$520.64	\$3,335.09
118961	2024-07-17	AKESO OCCUPATIONAL HEALTH	Inv# EM005419	DOT PHYSICALS BPO	\$25.00		
118961	2024-07-17	AKESO OCCUPATIONAL HEALTH	Inv# EM005420	DOT	\$105.00		
Total for Check:		118961				\$130.00	\$130.00
118962	2024-07-17	ALTERNATIVE HOSE, INC.	Inv# 6086325	BPO HOSES	\$15.11		
Total for Check:		118962				\$15.11	\$15.11
118964	2024-07-17	AMAZON CAPITAL SERVICES, INC	Inv# 1163-YCDL-4YNY MOUSE	OFFICE COMPUTER USE	\$75.20		
118964	2024-07-17	AMAZON CAPITAL SERVICES, INC	Inv# 1163-YCDL-64WC SUP.	WADERS, KEYBOARD, OFFICE	\$122.02		
118964	2024-07-17	AMAZON CAPITAL SERVICES, INC	Inv# 1163-YCDL-64WC SUP.	WADERS, KEYBOARD, OFFICE	\$78.84		
118964	2024-07-17	AMAZON CAPITAL SERVICES, INC	Inv# 1163-YCDL-64WC SUP.	WADERS, KEYBOARD, OFFICE	\$36.63		
118964	2024-07-17	AMAZON CAPITAL SERVICES, INC	Inv# 1163-YCDL-64WC SUP.	WADERS, KEYBOARD, OFFICE	\$35.55		
118964	2024-07-17	AMAZON CAPITAL SERVICES, INC	Inv# 1163-YCDL-64WC SUP.	WADERS, KEYBOARD, OFFICE	\$29.07		

Orange County Water District

Check Register

Begin Date: 2024-07-11

End Date: 2024-07-17

Page: 2

Accounts Payable Check Register Presented for Board Ratification and/or Approval

Check No.	Date	Vendor Name	Invoice #	Purpose	Invoice Amount	Check Amount	FYTD
118964	2024-07-17	AMAZON CAPITAL SERVICES, INC	Inv# 131Y-WPV1-P1MC	DON S. & ROSE W.	\$326.23		
118964	2024-07-17	AMAZON CAPITAL SERVICES, INC	Inv# 131Y-WPV1-P1MC	DON S. & ROSE W.	\$75.79		
118964	2024-07-17	AMAZON CAPITAL SERVICES, INC	Inv# 131Y-WPV1-P1MC		\$4.00		
118964	2024-07-17	AMAZON CAPITAL SERVICES, INC	Inv# 131Y-WPV1-P1MC		(\$1.89)		
118964	2024-07-17	AMAZON CAPITAL SERVICES, INC	Inv# 131Y-WPV1-P1MC		(\$1.89)		
118964	2024-07-17	AMAZON CAPITAL SERVICES, INC	Inv# 14KT-P7YM-HDMP SUP.	WADERS, KEYBOARD, OFFICE	\$46.40		
118964	2024-07-17	AMAZON CAPITAL SERVICES, INC	Inv# 14KT-P7YM-HDMP SUP.	WADERS, KEYBOARD, OFFICE	\$42.19		
118964	2024-07-17	AMAZON CAPITAL SERVICES, INC	Inv# 14KT-P7YM-HDMP SUP.	WADERS, KEYBOARD, OFFICE	\$10.23		
118964	2024-07-17	AMAZON CAPITAL SERVICES, INC	Inv# 1P9D-3WGW-6TDH		\$170.67		
118964	2024-07-17	AMAZON CAPITAL SERVICES, INC	Inv# 1TCL-RGHC-KJMJ		\$36.95		
118964	2024-07-17	AMAZON CAPITAL SERVICES, INC	Inv# 1TCL-RGHC-KJMJ		\$20.86		
Total for Check:		118964				\$1,106.85	\$2,448.85
118965	2024-07-17	AMERICAN LANGUAGE SERVICES	Inv# 81753	TRANS. TO SPANISH	\$290.54		
Total for Check:		118965				\$290.54	\$415.54
118966	2024-07-17	AMERICAN WATER CHEMICAL, INC	Inv# 52236111	PLANT CHEMICALS	\$38,793.30		
118966	2024-07-17	AMERICAN WATER CHEMICAL, INC	Inv# 52236111	PLANT CHEMICALS	\$7,460.25		
Total for Check:		118966				\$46,253.55	\$95,517.15
118967	2024-07-17	ANAHEIM, CITY OF	Inv# 0127464300_20240712	06/11/2024 to 07/09/2024	\$395.71		
118967	2024-07-17	ANAHEIM, CITY OF	Inv# 0127602300_20240712	06/11/2024 to 07/09/2024	\$83.86		
118967	2024-07-17	ANAHEIM, CITY OF	Inv# 0127603000_20240712	06/11/2024 to 07/10/2024	\$49.76		
118967	2024-07-17	ANAHEIM, CITY OF	Inv# 0127704000_20240712	06/11/2024 to 07/10/2024	\$425.22		
118967	2024-07-17	ANAHEIM, CITY OF	Inv# 0134145000_20240712	06/11/2024 to 07/10/2024	\$89.62		
118967	2024-07-17	ANAHEIM, CITY OF	Inv# 0134965000_20240712	06/11/2024 to 07/10/2024	\$76.32		
Total for Check:		118967				\$1,120.49	\$9,002.26
118968	2024-07-17	AQUEOUS VETS	Inv# RI100578 A	PFAS Orange wells #21,#22,#28	\$344,568.10		
Total for Check:		118968				\$344,568.10	\$344,568.10
118969	2024-07-17	AT & T	Inv# 335 253-2206_20240707	07/07/2024 - 08/05/2024	\$82.07		
Total for Check:		118969				\$82.07	\$82.07
118970	2024-07-17	B & M LAWN & GARDEN CENTER	Inv# 643600	CHAIN SAWS AND SMALL EQUIP.	\$894.59		
118970	2024-07-17	B & M LAWN & GARDEN CENTER	Inv# 643637	CHAIN SAWS AND SMALL EQUIP.	\$102.35		

Orange County Water District

Check Register

Begin Date: 2024-07-11

End Date: 2024-07-17

Page: 3

Accounts Payable Check Register Presented for Board Ratification and/or Approval

Check No.	Date	Vendor Name	Invoice #	Purpose	Invoice Amount	Check Amount	FYTD
Total for Check:		118970				\$996.94	\$996.94
118971	2024-07-17	BERMINGHAM CONTROLS, INC.	Inv# INV24959	Rebuild 4" RO Concentrate Valv	\$22,981.05		
118971	2024-07-17	BERMINGHAM CONTROLS, INC.	Inv# INV24959	Rebuild 4" RO Concentrate Valv	\$1,350.00		
118971	2024-07-17	BERMINGHAM CONTROLS, INC.	Inv# INV24959	Freight	\$89.48		
Total for Check:		118971				\$24,420.53	\$24,420.53
118972	2024-07-17	BESST, INC.	Inv# OCWD062324	1595	\$6,200.00		
Total for Check:		118972				\$6,200.00	\$6,200.00
118973	2024-07-17	BLUESPACE INTERIORS	Inv# 1-02232257	Replacement Safety Part	\$108.75		
118973	2024-07-17	BLUESPACE INTERIORS	Inv# I-02232354	Generated by reorder 6/17/24 7	\$556.45		
118973	2024-07-17	BLUESPACE INTERIORS	Inv# I-02232354	Generated by reorder 6/17/24 7	\$344.26		
118973	2024-07-17	BLUESPACE INTERIORS	Inv# I-02232354	Fuel surcharge	\$2.99		
Total for Check:		118973				\$1,012.45	\$1,012.45
118974	2024-07-17	BPS SUPPLY GROUP	Inv# S3143774.001	Generated by reorder 7/1/24 9:	\$1,218.15		
118974	2024-07-17	BPS SUPPLY GROUP	Inv# S3143774.001	Generated by reorder 7/1/24 9:	\$378.92		
118974	2024-07-17	BPS SUPPLY GROUP	Inv# S3143774.001	Freight and Handling	\$38.79		
118974	2024-07-17	BPS SUPPLY GROUP	Inv# S3143774.001	Shipping	\$24.77		
118974	2024-07-17	BPS SUPPLY GROUP	Inv# S3143774.001	Discount	(\$30.00)		
118974	2024-07-17	BPS SUPPLY GROUP	Inv# S3144765.001	Generated by reorder 7/8/24 1:	\$108.25		
118974	2024-07-17	BPS SUPPLY GROUP	Inv# S3144765.001	Shipping	\$12.39		
118974	2024-07-17	BPS SUPPLY GROUP	Inv# S3144765.001	Handling	\$4.36		
118974	2024-07-17	BPS SUPPLY GROUP	Inv# S3144765.001	Discount	(\$1.99)		
Total for Check:		118974				\$1,753.64	\$2,100.32
118975	2024-07-17	BRENNTAG PACIFIC INC.	Inv# BPI443688	7/9 22.285 ton citric acid	\$29,421.21		
118975	2024-07-17	BRENNTAG PACIFIC INC.	Inv# BPI443688	discount	(\$588.42)		
118975	2024-07-17	BRENNTAG PACIFIC INC.	Inv# BPI444502	7/11 21.80 ton H.peroxide	\$10,900.00		
118975	2024-07-17	BRENNTAG PACIFIC INC.	Inv# BPI444502	discount	(\$218.00)		
Total for Check:		118975				\$39,514.79	\$109,460.09
118976	2024-07-17	Boudreau, Jeffery	Inv# JUN23-JUN24 STIPENDS	6/23/23-6/22/24 phone stipends	\$480.00		
Total for Check:		118976				\$480.00	\$480.00
118977	2024-07-17	CALTROL INC.	Inv# CD99204984	Generated by reorder 5/6/24 6:	\$16,142.85		
118977	2024-07-17	CALTROL INC.	Inv# CD99204984	Shipping and Handling	\$86.61		
118977	2024-07-17	CALTROL INC.	Inv# CD99205172	Generated by reorder 5/6/24 6:	\$251.21		

Orange County Water District

Check Register

Begin Date: 2024-07-11

End Date: 2024-07-17

Page: 4

Accounts Payable Check Register Presented for Board Ratification and/or Approval

Check No.	Date	Vendor Name	Invoice #	Purpose	Invoice Amount	Check Amount	FYTD
118977	2024-07-17	CALTROL INC.	Inv# CD99205172	shipping and handling	\$17.04		
118977	2024-07-17	CALTROL INC.	Inv# CD99205244	Generated by reorder 3/12/24 8	\$6,361.88		
		Total for Check:	118977			\$22,859.59	\$24,099.07
118978	2024-07-17	CARPENTER, JENNA	Inv# DEC 2023 - JUN 2024 STIPE	12/2/23-6/2/24	\$240.00		
			stipends (6)				
		Total for Check:	118978			\$240.00	\$240.00
118979	2024-07-17	CEL ANALYTICAL INC	Inv# 240605-5102	BPO WQ ANALYSIS	\$630.00		
118979	2024-07-17	CEL ANALYTICAL INC	Inv# 240612-5127	BPO WQ ANALYSIS	\$630.00		
		Total for Check:	118979			\$1,260.00	\$1,260.00
118980	2024-07-17	CORE & MAIN LP	Inv# V006720	36" Corrugated Plastic Pipe an	\$2,617.83		
118980	2024-07-17	CORE & MAIN LP	Inv# V006720	36" Corrugated Plastic Pipe an	\$2,617.83		
118980	2024-07-17	CORE & MAIN LP	Inv# V006720	36" Corrugated Plastic Pipe an	\$925.26		
118980	2024-07-17	CORE & MAIN LP	Inv# V047706	36" Corrugated Plastic Pipe an	\$2,629.87		
		Total for Check:	118980			\$8,790.79	\$8,790.79
118981	2024-07-17	COUNTY OF ORANGE	Inv# GA24250060	LAFCO 2024-25	\$48,651.94		
		Total for Check:	118981			\$48,651.94	\$50,477.45
118982	2024-07-17	CPI	Inv# 954722	FSA Admin Fees May 2024	\$214.60		
		Total for Check:	118982			\$214.60	\$214.60
118983	2024-07-17	CS-AMSCO	Inv# 19662	Generated by reorder 4/22/24 6	\$1,783.50		
118983	2024-07-17	CS-AMSCO	Inv# 19662	freight	\$45.38		
		Total for Check:	118983			\$1,828.88	\$2,324.31
118984	2024-07-17	CULLIGAN OF SANTA ANA	Inv# 1945952	WATER SOFTNER SERVICE	\$213.12		
		Total for Check:	118984			\$213.12	\$426.24
118985	2024-07-17	CWEA	Inv# CERT RENEWAL J.FLINT		\$113.00		
		Total for Check:	118985			\$113.00	\$800.00
118986	2024-07-17	CWEA	Inv# CERT RENEWAL J. NEWBY	CWEA Technical	\$448.00		
			Certification				
		Total for Check:	118986			\$448.00	\$800.00
118987	2024-07-17	DAYFORCE US, INC.	Inv# 1N1228770	Jul24 payroll service	\$5,809.72		
		Total for Check:	118987			\$5,809.72	\$5,809.72
118988	2024-07-17	Daniel Park	Inv# JUL23-JUL24 STIPEND,OTHER		\$493.00		
		Total for Check:	118988			\$493.00	\$493.00

Orange County Water District

Check Register

Begin Date: 2024-07-11

End Date: 2024-07-17

Page: 5

Accounts Payable Check Register Presented for Board Ratification and/or Approval

Check No.	Date	Vendor Name	Invoice #	Purpose	Invoice Amount	Check Amount	FYTD
118989	2024-07-17	EMBARCADERO TECHNOLOGIES, INC.	Inv# Q-1414714	Renew DB Power Studio SW maint	\$1,540.00		
118989	2024-07-17	EMBARCADERO TECHNOLOGIES, INC.	Inv# Q-1414714		\$1,411.66		
118989	2024-07-17	EMBARCADERO TECHNOLOGIES, INC.	Inv# Q-1414714		\$128.34		
118989	2024-07-17	EMBARCADERO TECHNOLOGIES, INC.	Inv# Q-1414714		(\$1,540.00)		
Total for Check:		118989				\$1,540.00	\$1,540.00
118990	2024-07-17	ENVIRONMENTAL SCIENCE ASSOCIATES	Inv# 197297	May24 South Basin CEQA EIR	\$47,406.25		
Total for Check:		118990				\$47,406.25	\$47,406.25
118991	2024-07-17	ESGUERRA, LAURENCE	Inv# MAY 16-JUL 15, 2024 STIPE	5/16-7/15/24 stipends	\$80.00		
Total for Check:		118991				\$80.00	\$80.00
118992	2024-07-17	EVANTEC CORPORATION	Inv# 202400982	Generated by reorder 4/22/24 6	\$1,479.00		
118992	2024-07-17	EVANTEC CORPORATION	Inv# 202400982	Shipping	\$56.00		
Total for Check:		118992				\$1,535.00	\$23,718.80
118993	2024-07-17	EZKEM CORPORATION	Inv# 8327	Supplies	\$140.00		
118993	2024-07-17	EZKEM CORPORATION	Inv# 8327	Supplies	\$79.00		
118993	2024-07-17	EZKEM CORPORATION	Inv# 8327	Supplies	\$57.00		
118993	2024-07-17	EZKEM CORPORATION	Inv# 8327	Supplies	\$50.00		
118993	2024-07-17	EZKEM CORPORATION	Inv# 8327	Supplies	\$29.00		
118993	2024-07-17	EZKEM CORPORATION	Inv# 8327	FedEx	\$18.50		
Total for Check:		118993				\$373.50	\$373.50
118994	2024-07-17	FEDERAL EXPRESS CORPORATION	Inv# 8-558-16652	Package Delivery	\$15.02		
118994	2024-07-17	FEDERAL EXPRESS CORPORATION	Inv# 8-558-16653	Package Delivery	\$371.41		
Total for Check:		118994				\$386.43	\$1,226.28
118995	2024-07-17	FIRE SPRINKLER INSPECTIONS, INC	Inv# 24-59	Add Blue Dots at Fire Hydrants	\$1,160.00		
118995	2024-07-17	FIRE SPRINKLER INSPECTIONS, INC	Inv# 24-59	Add Blue Dots at Fire Hydrants	\$630.00		
Total for Check:		118995				\$1,790.00	\$1,790.00
118996	2024-07-17	FISHER SCIENTIFIC CO.	Inv# 2859467	Generated by reorder 5/23/24 6	\$4,632.75		

Orange County Water District

Check Register

Begin Date: 2024-07-11

End Date: 2024-07-17

Page: 6

Accounts Payable Check Register Presented for Board Ratification and/or Approval

Check No.	Date	Vendor Name	Invoice #	Purpose	Invoice Amount	Check Amount	FYTD
118996	2024-07-17	FISHER SCIENTIFIC CO.	Inv# 2859468	Supplies	\$107.24		
118996	2024-07-17	FISHER SCIENTIFIC CO.	Inv# 2897168		\$85.56		
118996	2024-07-17	FISHER SCIENTIFIC CO.	Inv# 2931962		\$128.03		
Total for Check:		118996				\$4,953.58	\$16,733.69
118997	2024-07-17	FRUIT GROWERS LABORATORY INC	Inv# 406773A	BPO RADIOACTIVITY ANAYLSES	\$103.00		
Total for Check:		118997				\$103.00	\$919.00
118998	2024-07-17	GE GRID SOLUTIONS, LLC	Inv# 1713194	RMA Service Repair GE F650 Fee	\$1,182.55		
118998	2024-07-17	GE GRID SOLUTIONS, LLC	Inv# 1713194	Freight	\$41.50		
Total for Check:		118998				\$1,224.05	\$1,224.05
118999	2024-07-17	GEIGER	Inv# 5579919	EVENT & OUTREACH TABLE COVERS	\$3,675.10		
118999	2024-07-17	GEIGER	Inv# 5579919	S&H	\$133.74		
118999	2024-07-17	GEIGER	Inv# 5579919	Discount	(\$38.09)		
118999	2024-07-17	GEIGER	Inv# 5581038	OCWD LAPEL PIN	\$511.13		
118999	2024-07-17	GEIGER	Inv# 5581038	OCWD LAPEL PIN	\$212.06		
118999	2024-07-17	GEIGER	Inv# 5581038	S&H	\$92.53		
118999	2024-07-17	GEIGER	Inv# 5581038	Discount	(\$8.16)		
Total for Check:		118999				\$4,578.31	\$24,347.70
119001	2024-07-17	GRAINGER INC.	Inv# 9141862574	BPO INDUSTRIAL SUPPLIES	\$364.79		
119001	2024-07-17	GRAINGER INC.	Inv# 9153675575	BPO INDUSTRIAL SUPPLIES	\$131.80		
119001	2024-07-17	GRAINGER INC.	Inv# 9153675609	BPO INDUSTRIAL SUPPLIES	\$388.59		
119001	2024-07-17	GRAINGER INC.	Inv# 9153675617	BPO INDUSTRIAL SUPPLIES	\$405.57		
119001	2024-07-17	GRAINGER INC.	Inv# 9155319586	BPO INDUSTRIAL SUPPLIES	\$245.06		
119001	2024-07-17	GRAINGER INC.	Inv# 9155564900		\$68.30		
119001	2024-07-17	GRAINGER INC.	Inv# 9155564900		\$22.06		
119001	2024-07-17	GRAINGER INC.	Inv# 9156523632	Generated by reorder 6/17/24 6	\$319.73		
119001	2024-07-17	GRAINGER INC.	Inv# 9156523632	Generated by reorder 6/17/24 6	\$309.17		
119001	2024-07-17	GRAINGER INC.	Inv# 9156523632	Generated by reorder 6/17/24 6	\$79.92		
119001	2024-07-17	GRAINGER INC.	Inv# 9156523632	Generated by reorder 6/17/24 6	\$43.91		
119001	2024-07-17	GRAINGER INC.	Inv# 9157488611	BPO INDUSTRIAL SUPPLIES	\$81.80		
119001	2024-07-17	GRAINGER INC.	Inv# 9157488611	BPO INDUSTRIAL SUPPLIES	\$50.00		
119001	2024-07-17	GRAINGER INC.	Inv# 9158168352	BPO INDUSTRIAL SUPPLIES	\$80.71		
119001	2024-07-17	GRAINGER INC.	Inv# 9158304759	BPO INDUSTRIAL SUPPLIES	\$10.51		

Orange County Water District

Check Register

Begin Date: 2024-07-11

End Date: 2024-07-17

Page: 7

Accounts Payable Check Register Presented for Board Ratification and/or Approval

Check No.	Date	Vendor Name	Invoice #	Purpose	Invoice Amount	Check Amount	FYTD
119001	2024-07-17	GRAINGER INC.	Inv# 9155564900		\$540.79		
		Total for Check:	119001			\$3,142.71	\$11,724.28
119002	2024-07-17	GRAYBAR ELECTRIC COMPANY, INC.	Inv# 9337990560	Hubble AC Surge Protector JHAM	\$1,792.18		
119002	2024-07-17	GRAYBAR ELECTRIC COMPANY, INC.	Inv# 9337990560	Discount	(\$16.48)		
		Total for Check:	119002			\$1,775.70	\$1,775.70
119003	2024-07-17	Gu, Han	Inv# DEC23-JUN24 PHONE STIPEND		\$235.47		
			12/11/23-6/10/24 phone stipend				
		Total for Check:	119003			\$235.47	\$235.47
119004	2024-07-17	HOME DEPOT CREDIT SERVICES	Inv# 3110587	BPO INDUSTRIAL SUPPLIES	\$17.18		
119004	2024-07-17	HOME DEPOT CREDIT SERVICES	Inv# 3286301	BPO INDUSTRIAL SUPPLIES	\$96.85		
119004	2024-07-17	HOME DEPOT CREDIT SERVICES	Inv# 8012332	BPO INDUSTRIAL SUPPLIES	\$200.23		
119004	2024-07-17	HOME DEPOT CREDIT SERVICES	Inv# 8012332	BPO INDUSTRIAL SUPPLIES	\$88.49		
119004	2024-07-17	HOME DEPOT CREDIT SERVICES	Inv# 8012333	BPO INDUSTRIAL SUPPLIES	\$372.25		
119004	2024-07-17	HOME DEPOT CREDIT SERVICES	Inv# 8012334	BPO INDUSTRIAL SUPPLIES	\$372.25		
119004	2024-07-17	HOME DEPOT CREDIT SERVICES	Inv# 8285691	BPO INDUSTRIAL SUPPLIES	\$96.85		
119004	2024-07-17	HOME DEPOT CREDIT SERVICES	Inv# 9273932	BPO INDUSTRIAL SUPPLIES	\$8.59		
		Total for Check:	119004			\$1,252.69	\$3,406.57
119005	2024-07-17	IRVINE PIPE & SUPPLY CO	Inv# S118093768.001, 003	(R23018) Placentia valve repai	\$1,028.19		
119005	2024-07-17	IRVINE PIPE & SUPPLY CO	Inv# S118093768.001, 003	(R23018) Placentia valve repai	\$540.96		
119005	2024-07-17	IRVINE PIPE & SUPPLY CO	Inv# S118093768.001, 003	(R23018) Placentia valve repai	\$248.26		
119005	2024-07-17	IRVINE PIPE & SUPPLY CO	Inv# S118093768.001, 003	(R23018) Placentia valve repai	\$213.82		
119005	2024-07-17	IRVINE PIPE & SUPPLY CO	Inv# S118093768.001, 003	(R23018) Placentia valve repai	\$171.36		
119005	2024-07-17	IRVINE PIPE & SUPPLY CO	Inv# S118093768.001, 003	(R23018) Placentia valve repai	\$37.07		
119005	2024-07-17	IRVINE PIPE & SUPPLY CO	Inv# S118093768.001, 003	S&H	\$10.78		
119005	2024-07-17	IRVINE PIPE & SUPPLY CO	Inv# S118515702.001	4" PVC Pipe- MF Sumps JSMITH	\$636.69		
119005	2024-07-17	IRVINE PIPE & SUPPLY CO	Inv# S118515702.001	4" PVC Pipe- MF Sumps JSMITH	\$312.49		
119005	2024-07-17	IRVINE PIPE & SUPPLY CO	Inv# S118515702.001	Discount	(\$17.38)		

Orange County Water District

Check Register

Begin Date: 2024-07-11

End Date: 2024-07-17

Page: 8

Accounts Payable Check Register Presented for Board Ratification and/or Approval

Check No.	Date	Vendor Name	Invoice #	Purpose	Invoice Amount	Check Amount	FYTD
		Total for Check:	119005			\$3,182.24	\$3,386.50
119006	2024-07-17	JOE A. GONSALVES AND SON	Inv# 161671	Jul24 legis.support/SACTO	\$8,000.00		
		Total for Check:	119006			\$8,000.00	\$8,000.00
119007	2024-07-17	KDC SYSTEMS	Inv# 115923	1551	\$21,489.83		
		Total for Check:	119007			\$21,489.83	\$21,489.83
119008	2024-07-17	KENNEDY/JENKS CONSULTANTS, INC.	Inv# 172672	Thru 5/24 PFAS Orange wo#2	\$45,475.00		
		Total for Check:	119008			\$45,475.00	\$45,475.00
119009	2024-07-17	LHOIST NORTH AMERICA	Inv# 1102412856	6/18 lime (2) 26.15 & 25.16	\$22,995.10		
		Total for Check:	119009			\$22,995.10	\$103,327.79
119010	2024-07-17	LONG BEACH WATER DEPARTMENT	Inv# 37250		\$118,156.50		
		Total for Check:	119010			\$118,156.50	\$118,156.50
119011	2024-07-17	MAGNOLIA BIRD FARMS	Inv# 35087	BPO BIRD SEEDS & SUPPLIES	\$595.95		
119011	2024-07-17	MAGNOLIA BIRD FARMS	Inv# 35089	BPO BIRD SEEDS & SUPPLIES	\$16.31		
119011	2024-07-17	MAGNOLIA BIRD FARMS	Inv# 35305	BPO BIRD SEEDS & SUPPLIES	\$661.20		
119011	2024-07-17	MAGNOLIA BIRD FARMS	Inv# 35338	BPO BIRD SEEDS & SUPPLIES	\$670.99		
		Total for Check:	119011			\$1,944.45	\$1,944.45
119012	2024-07-17	MCFADDEN-DALE HARDWARE CO.	Inv# 5503465	BPO INDUSTRIAL SUPPLIES	\$41.81		
119012	2024-07-17	MCFADDEN-DALE HARDWARE CO.	Inv# 5503465	Discount	(\$1.16)		
119012	2024-07-17	MCFADDEN-DALE HARDWARE CO.	Inv# 5505145	BPO INDUSTRIAL SUPPLIES	\$71.97		
119012	2024-07-17	MCFADDEN-DALE HARDWARE CO.	Inv# 5505145	Discount	(\$2.00)		
		Total for Check:	119012			\$110.62	\$905.59
119013	2024-07-17	NAPA AUTO PARTS	Inv# 126646	BPO TRUCK PARTS	\$90.47		
119013	2024-07-17	NAPA AUTO PARTS	Inv# 126956	BPO TRUCK PARTS	\$48.23		
		Total for Check:	119013			\$138.70	\$516.88
119014	2024-07-17	NAPA/ORANGE COUNTY AUTO PARTS	Inv# 717187	BPO AUTO PARTS	\$28.50		
119014	2024-07-17	NAPA/ORANGE COUNTY AUTO PARTS	Inv# 717187	Discount	(\$0.57)		
		Total for Check:	119014			\$27.93	\$27.93
119015	2024-07-17	NEW LINE FIRE	Inv# 06172024-01	New Line Fire-Labor To Clear A	\$255.00		
		Total for Check:	119015			\$255.00	\$255.00

Orange County Water District

Check Register

Begin Date: 2024-07-11

End Date: 2024-07-17

Page: 9

Accounts Payable Check Register Presented for Board Ratification and/or Approval

Check No.	Date	Vendor Name	Invoice #	Purpose	Invoice Amount	Check Amount	FYTD
119016	2024-07-17	NEWPORT BEACH CHAMBER OF COMMERCE	Inv# 2015	State of County Sponsor 2024	\$3,000.00		
		Total for Check: 119016				\$3,000.00	\$3,000.00
119017	2024-07-17	OC BACKFLOW TESTING	Inv# 2024-1103	Fountain Valley Facility Backf	\$2,800.00		
119017	2024-07-17	OC BACKFLOW TESTING	Inv# 2024-1104	Fountain Valley Facility Backf	\$650.00		
119017	2024-07-17	OC BACKFLOW TESTING	Inv# 2024-1104	Fountain Valley Facility Backf	\$550.00		
119017	2024-07-17	OC BACKFLOW TESTING	Inv# 2024-1104	Fountain Valley Facility Backf	\$450.00		
119017	2024-07-17	OC BACKFLOW TESTING	Inv# 2024-1104	Fountain Valley Facility Backf	\$400.00		
119017	2024-07-17	OC BACKFLOW TESTING	Inv# 2024-1104	Fountain Valley Facility Backf	\$300.00		
		Total for Check: 119017				\$5,150.00	\$5,150.00
119018	2024-07-17	ORANGE COAST PETROLEUM EQUIPT.	Inv# 0280606-IN	Oil room air-powered oil pump	\$1,346.88		
119018	2024-07-17	ORANGE COAST PETROLEUM EQUIPT.	Inv# 0280606-IN	Oil room air-powered oil pump	\$193.95		
119018	2024-07-17	ORANGE COAST PETROLEUM EQUIPT.	Inv# 0280606-IN	Discount	(\$30.82)		
		Total for Check: 119018				\$1,510.01	\$1,510.01
119019	2024-07-17	PHENOVA INC	Inv# 206085	PT Quick Response	\$60.79		
119019	2024-07-17	PHENOVA INC	Inv# 206085	Frt&Handling	\$49.32		
		Total for Check: 119019				\$110.11	\$351.38
119020	2024-07-17	PLATINUM COMPUTER SUPPORT	Inv# 25580	Generated by reorder 6/11/24 2	\$866.20		
119020	2024-07-17	PLATINUM COMPUTER SUPPORT	Inv# 25580	Generated by reorder 6/11/24 2	\$577.46		
119020	2024-07-17	PLATINUM COMPUTER SUPPORT	Inv# 25580	Generated by reorder 6/11/24 2	\$243.87		
119020	2024-07-17	PLATINUM COMPUTER SUPPORT	Inv# 25583		\$607.91		
119020	2024-07-17	PLATINUM COMPUTER SUPPORT	Inv# 25583		\$607.91		
119020	2024-07-17	PLATINUM COMPUTER SUPPORT	Inv# 25583		\$455.94		
119020	2024-07-17	PLATINUM COMPUTER SUPPORT	Inv# 25583		\$426.08		
119020	2024-07-17	PLATINUM COMPUTER SUPPORT	Inv# 25580	Generated by reorder 6/11/24 2	\$1,269.65		
		Total for Check: 119020				\$5,055.02	\$5,055.02
119021	2024-07-17	PURCOR PEST SOLUTIONS	Inv# 11583803	PEST CONTROL-REP BPO#517507	\$525.00		
		Total for Check: 119021				\$525.00	\$710.00
119022	2024-07-17	Paliwal, Medha	Inv# JAN-JUN24 STIPENDS, TRAVE		\$563.45		
		Total for Check: 119022				\$563.45	\$563.45
119023	2024-07-17	QUINN COMPANY	Inv# PC830422934	Generated by reorder 5/29/24 1	\$370.57		

Orange County Water District

Check Register

Begin Date: 2024-07-11

End Date: 2024-07-17

Page: 10

Accounts Payable Check Register Presented for Board Ratification and/or Approval

Check No.	Date	Vendor Name	Invoice #	Purpose	Invoice Amount	Check Amount	FYTD
119023	2024-07-17	QUINN COMPANY	Inv# PC830422934	Generated by reorder 5/29/24 1	\$179.73		
119023	2024-07-17	QUINN COMPANY	Inv# PC830422934	Generated by reorder 5/29/24 1	\$128.02		
119023	2024-07-17	QUINN COMPANY	Inv# PC830422934	Generated by reorder 5/29/24 1	\$101.45		
119023	2024-07-17	QUINN COMPANY	Inv# PC830422934	Generated by reorder 5/29/24 1	\$99.78		
119023	2024-07-17	QUINN COMPANY	Inv# PC830422934	Generated by reorder 5/29/24 1	\$80.89		
119023	2024-07-17	QUINN COMPANY	Inv# PC830422934	Generated by reorder 5/29/24 1	\$70.85		
119023	2024-07-17	QUINN COMPANY	Inv# PC830422934	Generated by reorder 5/29/24 1	\$52.77		
119023	2024-07-17	QUINN COMPANY	Inv# PC830422934	Generated by reorder 5/29/24 1	\$44.30		
119023	2024-07-17	QUINN COMPANY	Inv# PCA00435985	BPO EQUIPMENT & SUPPLIES	\$170.27		
Total for Check:		119023				\$1,298.63	\$3,884.47
119024	2024-07-17	RICOH USA INC	Inv# 5069734861	OPEN BPO FOR PRADO COPIES	\$36.98		
Total for Check:		119024				\$36.98	\$36.98
119025	2024-07-17	INTERSTATE BILLING SERVICE, INC.	Inv# 3037867331	BPO TRUCK PARTS	\$238.55		
Total for Check:		119025				\$238.55	\$238.55
119026	2024-07-17	RYAN HERCO FLOW SOLUTIONS, INC.	Inv# B295127	SIGNET 9900UNIV X-MTR P JHAMM	\$692.89		
119026	2024-07-17	RYAN HERCO FLOW SOLUTIONS, INC.	Inv# B295127	freight	\$20.14		
119026	2024-07-17	RYAN HERCO FLOW SOLUTIONS, INC.	Inv# B295127	Handling	\$7.61		
Total for Check:		119026				\$720.64	\$720.64
119027	2024-07-17	SCHENCK PROCESS LLC	Inv# 1160537968	Generated by reorder 5/6/24 6:	\$11,526.15		
119027	2024-07-17	SCHENCK PROCESS LLC	Inv# 1160537968	FREIGHT	\$1,389.09		
Total for Check:		119027				\$12,915.24	\$12,915.24
119028	2024-07-17	SHI INTERNATIONAL CORP P.O	Inv# B18447587	Renewal Netcloud 5G	\$132.00		
Total for Check:		119028				\$132.00	\$132.00
119029	2024-07-17	SNAP-ON INDUSTRIAL	Inv# ARV61614334		\$796.49		
Total for Check:		119029				\$796.49	\$796.49
119030	2024-07-17	SOUTHERN COUNTIES LUBRICANTS, LLC	Inv# 205227		\$327.00		
Total for Check:		119030				\$327.00	\$327.00
119031	2024-07-17	SOUTHERN TIRE MART LLC	Inv# 7090030314	RO: ELECTRIC AND GAS CART TIRE	\$707.96		
119031	2024-07-17	SOUTHERN TIRE MART LLC	Inv# 7090030314	RO: ELECTRIC AND GAS CART TIRE	\$28.00		

Orange County Water District

Check Register

Begin Date: 2024-07-11

End Date: 2024-07-17

Page: 11

Accounts Payable Check Register Presented for Board Ratification and/or Approval

Check No.	Date	Vendor Name	Invoice #	Purpose	Invoice Amount	Check Amount	FYTD
119031	2024-07-17	SOUTHERN TIRE MART LLC	Inv# 7090030314	RO: ELECTRIC AND GAS CART TIRE	\$531.68		
		Total for Check:	119031			\$1,267.64	\$1,487.79
119032	2024-07-17	SOUTHWEST MATERIAL HANDLING INC.	Inv# SPINV-070562	RO:E-43 CART CONTROLLER	\$1,597.29		
119032	2024-07-17	SOUTHWEST MATERIAL HANDLING INC.	Inv# SPINV-070562	Freight	\$45.00		
		Total for Check:	119032			\$1,642.29	\$1,642.29
119033	2024-07-17	SPARKLETTS DS WATER OF AMERICA LP	Inv# 6144555 070524	BPO WATER DELIVERY	\$9.00		
		Total for Check:	119033			\$9.00	\$793.75
119034	2024-07-17	STANTEC CONSULTING INC. (SCI)	Inv# 2237864	Thru 5/3 PFAS S.Ana 38 wo#1	\$46,825.05		
		Total for Check:	119034			\$46,825.05	\$46,825.05
119035	2024-07-17	STAPLES ADVANTAGE	Inv# 6004861540	Generated by reorder 6/17/24 6	\$160.52		
119035	2024-07-17	STAPLES ADVANTAGE	Inv# 6004861540	Generated by reorder 6/17/24 6	\$73.71		
		Total for Check:	119035			\$234.23	\$1,236.82
119036	2024-07-17	SUNSET INDUSTRIAL PARTS	Inv# INV71820	Generated by reorder 2/26/24 2	\$635.10		
119036	2024-07-17	SUNSET INDUSTRIAL PARTS	Inv# INV71820		(\$5.84)		
		Total for Check:	119036			\$629.26	\$1,142.50
119037	2024-07-17	TETRA TECH, INC.	Inv# 52247820	thru 4/26 Santiago Pump Statio	\$12,817.00		
119037	2024-07-17	TETRA TECH, INC.	Inv# 52247888	Thru 4/26 T.Barrier I24 & I25	\$820.00		
119037	2024-07-17	TETRA TECH, INC.	Inv# 52261392	Thru 5/24 PFAS F.Kimberly wo#2	\$2,502.50		
119037	2024-07-17	TETRA TECH, INC.	Inv# 52262412	Thru 5/24 F.Kimberly 2 wo#5A	\$30,067.50		
119037	2024-07-17	TETRA TECH, INC.	Inv# 52262413	Thru 5/24 PFAS GSWC wo#6	\$7,077.00		
		Total for Check:	119037			\$53,284.00	\$53,284.00
119038	2024-07-17	THE REGENTS OF THE UNIVERSITY OF CA	Inv# 8782CA0062	1286	\$4,268.83		
		Total for Check:	119038			\$4,268.83	\$4,268.83
119039	2024-07-17	TOM'S TRUCK CENTER, INC	Inv# 1340295	BPO FORD PARTS	\$188.18		
119039	2024-07-17	TOM'S TRUCK CENTER, INC	Inv# 1340295	Freight	\$27.00		
		Total for Check:	119039			\$215.18	\$453.79
119040	2024-07-17	TRAN, DENNY	Inv# WAGE GARN RETURN	Wage Garn Return	\$500.00		
		Total for Check:	119040			\$500.00	\$500.00
119041	2024-07-17	TROJAN TECHNOLOGIES, INC.	Inv# 20025691	Generated by reorder 5/6/24 6:	\$21,576.87		
119041	2024-07-17	TROJAN TECHNOLOGIES, INC.	Inv# 20025691	Freight	\$675.00		

Orange County Water District

Check Register

Begin Date: 2024-07-11

End Date: 2024-07-17

Page: 12

Accounts Payable Check Register Presented for Board Ratification and/or Approval

Check No.	Date	Vendor Name	Invoice #	Purpose	Invoice Amount	Check Amount	FYTD
Total for Check:		119041				\$22,251.87	\$22,507.81
119042	2024-07-17	U.S. BANK CORPORATE PAYMENT SYSTEM	Inv# BH JUNE 2024 CC		\$40,715.88		
119042	2024-07-17	U.S. BANK CORPORATE PAYMENT SYSTEM	Inv# CMF JUNE 2024 CC		\$720.97		
119042	2024-07-17	U.S. BANK CORPORATE PAYMENT SYSTEM	Inv# JLK JUNE 2024 CC		\$9,115.48		
119042	2024-07-17	U.S. BANK CORPORATE PAYMENT SYSTEM	Inv# LAV JUNE 2024 CC		\$1,372.74		
Total for Check:		119042				\$51,925.07	\$51,925.07
119043	2024-07-17	UNIFIRST CORPORATION	Inv# 2190189022	1557	\$288.93		
119043	2024-07-17	UNIFIRST CORPORATION	Inv# 2190189022	1557	\$11.62		
119043	2024-07-17	UNIFIRST CORPORATION	Inv# 2190189751	1557	\$53.94		
119043	2024-07-17	UNIFIRST CORPORATION	Inv# 2190189752	1557	\$16.77		
119043	2024-07-17	UNIFIRST CORPORATION	Inv# 2190189753	1557	\$288.33		
119043	2024-07-17	UNIFIRST CORPORATION	Inv# 2190189754	1557	\$10.78		
119043	2024-07-17	UNIFIRST CORPORATION	Inv# 2190189755	1557	\$440.89		
119043	2024-07-17	UNIFIRST CORPORATION	Inv# 2190189756	1557	\$118.80		
119043	2024-07-17	UNIFIRST CORPORATION	Inv# 2200147727	1557	\$38.08		
119043	2024-07-17	UNIFIRST CORPORATION	Inv# 2190189757	1557	\$22.44		
Total for Check:		119043				\$1,290.58	\$3,935.87
119044	2024-07-17	UNITED PARCEL SERVICE	Inv# 0000X81601284_20240713		\$3.76		
Total for Check:		119044				\$3.76	\$558.53
119045	2024-07-17	UNIVAR SOLUTIONS USA	Inv# 52239877	7/10 23.506 ton sulfuric acid	\$5,312.36		
119045	2024-07-17	UNIVAR SOLUTIONS USA	Inv# 52239877	discount	(\$106.25)		
119045	2024-07-17	UNIVAR SOLUTIONS USA	Inv# 52239879	7/10 23.478 ton sulfuric acid	\$5,306.03		
119045	2024-07-17	UNIVAR SOLUTIONS USA	Inv# 52239879	discount	(\$106.12)		
119045	2024-07-17	UNIVAR SOLUTIONS USA	Inv# 52249325	7/15 290 gal s.bisulfite	\$596.06		
119045	2024-07-17	UNIVAR SOLUTIONS USA	Inv# 52249325	discount	(\$11.92)		
Total for Check:		119045				\$10,990.16	\$31,735.74
119046	2024-07-17	UNIVERSITY OF CALIFORNIA, IRVINE	Inv# 24205899	Samples to UCI Genomics Hub	\$69.16		
Total for Check:		119046				\$69.16	\$253.92
119047	2024-07-17	UNIVERSITY OF WATERLOO	Inv# 31059945	LAB ANALYSIS	\$900.00		

Orange County Water District

Check Register

Begin Date: 2024-07-11

End Date: 2024-07-17

Page: 13

Accounts Payable Check Register Presented for Board Ratification and/or Approval

Check No.	Date	Vendor Name	Invoice #	Purpose	Invoice Amount	Check Amount	FYTD
Total for Check:		119047				\$900.00	\$900.00
119048	2024-07-17	UTILIQUEST LLC	Inv# 335042-Q	6/9-15 screen/mark pipes	\$1,297.40		
119048	2024-07-17	UTILIQUEST LLC	Inv# 335042-Q	6/9-15 screen/mark pipes	\$621.48		
119048	2024-07-17	UTILIQUEST LLC	Inv# 335042-Q	6/9-15 screen/mark pipes	\$135.33		
119048	2024-07-17	UTILIQUEST LLC	Inv# 335042-Q	6/9-15 screen/mark pipes	\$92.76		
119048	2024-07-17	UTILIQUEST LLC	Inv# 335042-Q	6/9-15 screen/mark pipes	\$15.34		
Total for Check:		119048				\$2,162.31	\$5,797.67
119049	2024-07-17	VEOLIA WTS SERVICES USA INC	Inv# 902736518	Generated by reorder 6/10/24 9	\$16,149.39		
119049	2024-07-17	VEOLIA WTS SERVICES USA INC	Inv# 902736518	Freight and Handling	\$489.64		
Total for Check:		119049				\$16,639.03	\$18,830.59
119050	2024-07-17	WIENHOFF DRUG TESTING	Inv# 122837	TESTING	\$50.00		
Total for Check:		119050				\$50.00	\$50.00
119051	2024-07-17	ORANGE COUNTY SANITATION DISTRICT	Inv# S-602328	Permit S-602328	\$2,979.41		
Total for Check:		119051				\$2,979.41	\$2,979.41
978472	2024-07-11	JCI JONES CHEMICAL, INC	Inv# 944201	7/1 4865 gal s.hypochlorite	\$8,377.04		
978472	2024-07-11	JCI JONES CHEMICAL, INC	Inv# 944201	CA Mill	\$175.92		
978472	2024-07-11	JCI JONES CHEMICAL, INC	Inv# 944201	discount	(\$167.54)		
978472	2024-07-11	JCI JONES CHEMICAL, INC	Inv# 944202	7/1 4838 gal s.hypochlorite	\$8,330.55		
978472	2024-07-11	JCI JONES CHEMICAL, INC	Inv# 944202	CA Mill	\$174.94		
978472	2024-07-11	JCI JONES CHEMICAL, INC	Inv# 944202	discount	(\$166.61)		
978472	2024-07-11	JCI JONES CHEMICAL, INC	Inv# 944203	7/1 4790 gal s.hypochlorite	\$8,247.91		
978472	2024-07-11	JCI JONES CHEMICAL, INC	Inv# 944203	CA Mill	\$173.20		
978472	2024-07-11	JCI JONES CHEMICAL, INC	Inv# 944203	discount	(\$164.96)		
978472	2024-07-11	JCI JONES CHEMICAL, INC	Inv# 944204	7/1 4899 gal s.hypochlorite	\$8,435.59		
978472	2024-07-11	JCI JONES CHEMICAL, INC	Inv# 944204	CA Mill	\$177.15		
978472	2024-07-11	JCI JONES CHEMICAL, INC	Inv# 944204	discount	(\$168.71)		
978472	2024-07-11	JCI JONES CHEMICAL, INC	Inv# 944339	7/2 4859 gal s.hypochlorite	\$8,366.71		
978472	2024-07-11	JCI JONES CHEMICAL, INC	Inv# 944339	CA Mill	\$175.70		
978472	2024-07-11	JCI JONES CHEMICAL, INC	Inv# 944339	discount	(\$167.33)		
978472	2024-07-11	JCI JONES CHEMICAL, INC	Inv# 944340	7/2 4828 gal s.hypochlorite	\$8,313.34		
978472	2024-07-11	JCI JONES CHEMICAL, INC	Inv# 944340	CA Mill	\$174.58		
978472	2024-07-11	JCI JONES CHEMICAL, INC	Inv# 944340	discount	(\$166.27)		

Orange County Water District

Check Register

Begin Date: 2024-07-11

End Date: 2024-07-17

Page: 14

Accounts Payable Check Register Presented for Board Ratification and/or Approval

Check No.	Date	Vendor Name	Invoice #	Purpose	Invoice Amount	Check Amount	FYTD
978472	2024-07-11	JCI JONES CHEMICAL, INC	Inv# 944341	7/2 4825 gal s.hypochlorite	\$8,308.17		
978472	2024-07-11	JCI JONES CHEMICAL, INC	Inv# 944341	CA Mill	\$174.47		
978472	2024-07-11	JCI JONES CHEMICAL, INC	Inv# 944341	discount	(\$166.16)		
978472	2024-07-11	JCI JONES CHEMICAL, INC	Inv# 944342	7/2 4901 gal s.hypochlorite	\$8,439.03		
978472	2024-07-11	JCI JONES CHEMICAL, INC	Inv# 944342	CA Mill	\$177.22		
978472	2024-07-11	JCI JONES CHEMICAL, INC	Inv# 944342	discount	(\$168.78)		
978472	2024-07-11	JCI JONES CHEMICAL, INC	Inv# 944495	7/4 3923 gal s.hypochlorite	\$6,755.01		
978472	2024-07-11	JCI JONES CHEMICAL, INC	Inv# 944495	CA Mill	\$141.86		
978472	2024-07-11	JCI JONES CHEMICAL, INC	Inv# 944495	discount	(\$135.10)		
978472	2024-07-11	JCI JONES CHEMICAL, INC	Inv# 944514	7/4 4818 gal s.hypochlorite	\$8,296.11		
978472	2024-07-11	JCI JONES CHEMICAL, INC	Inv# 944514	CA Mill	\$174.22		
978472	2024-07-11	JCI JONES CHEMICAL, INC	Inv# 944514	discount	(\$165.92)		
978472	2024-07-11	JCI JONES CHEMICAL, INC	Inv# 944515	7/4 4844 gal s.hypochlorite	\$8,340.88		
978472	2024-07-11	JCI JONES CHEMICAL, INC	Inv# 944515	CA Mill	\$175.16		
978472	2024-07-11	JCI JONES CHEMICAL, INC	Inv# 944515	discount	(\$166.82)		
978472	2024-07-11	JCI JONES CHEMICAL, INC	Inv# 944516	7/4 4792 gal s.hypochlorite	\$8,251.34		
978472	2024-07-11	JCI JONES CHEMICAL, INC	Inv# 944516	CA Mill	\$173.28		
978472	2024-07-11	JCI JONES CHEMICAL, INC	Inv# 944516	discount	(\$165.03)		
978472	2024-07-11	JCI JONES CHEMICAL, INC	Inv# 944612	7/5 4828 gal s.hypochlorite	\$8,313.33		
978472	2024-07-11	JCI JONES CHEMICAL, INC	Inv# 944612	CA Mill	\$174.58		
978472	2024-07-11	JCI JONES CHEMICAL, INC	Inv# 944612	discount	(\$166.27)		
978472	2024-07-11	JCI JONES CHEMICAL, INC	Inv# 944613	7/5 4867 gal s.hypochlorite	\$8,380.49		
978472	2024-07-11	JCI JONES CHEMICAL, INC	Inv# 944613	CA Mill	\$175.99		
978472	2024-07-11	JCI JONES CHEMICAL, INC	Inv# 944613	discount	(\$167.61)		
Total for Check:		978472				\$115,270.66	\$232,732.03
978473	2024-07-15	BOOKY OREN GLOBAL WATER TECHNOLOGIES LTD	Inv# 01/0000069	Jun24 operation efficiency stu	\$7,500.00		
Total for Check:		978473				\$7,500.00	\$7,500.00
Run Date: 7/17/2024					\$1,862,209.48	\$1,862,209.48	

Orange County Water District

Check Register

Begin Date: 2024-07-18

End Date: 2024-07-24

Page: 1

Accounts Payable Check Register Presented for Board Ratification and/or Approval

Check No.	Date	Vendor Name	Invoice #	Purpose	Invoice Amount	Check Amount	FYTD
118867	2024-07-10	EMERSON PROCESS MANAGEMENT LLLP	Inv# 30749191		(\$4,350.10)		
Total for Check:		118867				(\$4,350.10)	\$6,683.70
119052	2024-07-24	4IMPRINT, INC.	Inv# 12700513	EVENT AND TOUR HATS FOR PA	\$413.36		
119052	2024-07-24	4IMPRINT, INC.	Inv# 12700513	EVENT AND TOUR HATS FOR PA	\$413.36		
119052	2024-07-24	4IMPRINT, INC.	Inv# 12700513	Freight	\$67.53		
119052	2024-07-24	4IMPRINT, INC.	Inv# 12700513	EVENT AND TOUR HATS FOR PA	\$38.06		
119052	2024-07-24	4IMPRINT, INC.	Inv# 12700513	Good Will/Frt Credit	(\$70.73)		
Total for Check:		119052				\$861.58	\$861.58
119053	2024-07-24	AB SCIEX LLC	Inv# 210238711	Supplies	\$494.30		
119053	2024-07-24	AB SCIEX LLC	Inv# 210238711	Supplies	\$486.02		
119053	2024-07-24	AB SCIEX LLC	Inv# 210238711	Shipping and Handling	\$36.50		
Total for Check:		119053				\$1,016.82	\$1,016.82
119054	2024-07-24	ACCURATE MEASUREMENT SYSTEMS	Inv# V062524DP4	Action Inst High or Low JHAMM	\$3,140.16		
119054	2024-07-24	ACCURATE MEASUREMENT SYSTEMS	Inv# V062524DP4	Shipping	\$26.00		
Total for Check:		119054				\$3,166.16	\$3,166.16
119055	2024-07-24	ACCUSTANDARD, INC.	Inv# 1006971	SUPPLIES	\$217.50		
119055	2024-07-24	ACCUSTANDARD, INC.	Inv# 1006971	Shipping	\$109.73		
119055	2024-07-24	ACCUSTANDARD, INC.	Inv# 1006971	Handling and Cold Package	\$16.32		
Total for Check:		119055				\$343.55	\$1,787.45
119056	2024-07-24	AECOM TECHNICAL SERVICES, INC.	Inv# 2000903643	5/25-6/21 agmt 1321 Prado Rang	\$7,356.01		
Total for Check:		119056				\$7,356.01	\$11,777.77
119057	2024-07-24	AGILENT TECHNOLOGIES, INC.	Inv# 128099166	Supplies	\$4,306.50		
119057	2024-07-24	AGILENT TECHNOLOGIES, INC.	Inv# 128099166	Shipping and Handling	\$8.70		
119057	2024-07-24	AGILENT TECHNOLOGIES, INC.	Inv# 128099169	Supplies	\$703.07		
119057	2024-07-24	AGILENT TECHNOLOGIES, INC.	Inv# 128099169	Shipping and Handling	\$8.70		
119057	2024-07-24	AGILENT TECHNOLOGIES, INC.	Inv# 128110073	Supplies	\$214.13		
119057	2024-07-24	AGILENT TECHNOLOGIES, INC.	Inv# 128110073	Shipping and Handling	\$0.89		
119057	2024-07-24	AGILENT TECHNOLOGIES, INC.	Inv# 128129130	Supplies	\$263.18		
119057	2024-07-24	AGILENT TECHNOLOGIES, INC.	Inv# 128129130	Supplies	\$237.07		
119057	2024-07-24	AGILENT TECHNOLOGIES, INC.	Inv# 128129130	Shipping and Handling	\$8.71		

Orange County Water District

Check Register

Begin Date: 2024-07-18

End Date: 2024-07-24

Page: 2

Accounts Payable Check Register Presented for Board Ratification and/or Approval

Check No.	Date	Vendor Name	Invoice #	Purpose	Invoice Amount	Check Amount	FYTD
Total for Check:		119057				\$5,750.95	\$9,086.04
119058	2024-07-24	ALLISON MECHANICAL, INC.	Inv# 86219	SCADA room A/C repair	\$5,447.00		
119058	2024-07-24	ALLISON MECHANICAL, INC.	Inv# 86219	SCADA room A/C repair	\$515.49		
Total for Check:		119058				\$5,962.49	\$5,962.49
119059	2024-07-24	ALTERNATIVE HOSE, INC.	Inv# 6086774	BPO HOSES	\$167.78		
Total for Check:		119059				\$167.78	\$182.89
119061	2024-07-24	AMAZON CAPITAL SERVICES, INC	Inv# 16TK-RQ46-LG4L	Laptop bag for Jason	\$35.85		
119061	2024-07-24	AMAZON CAPITAL SERVICES, INC	Inv# 16TK-RQ46-LG4L		\$7.60		
119061	2024-07-24	AMAZON CAPITAL SERVICES, INC	Inv# 1G6P-NFG7-K17T	REPLACES BPO# 516808	\$15.71		
119061	2024-07-24	AMAZON CAPITAL SERVICES, INC	Inv# 1JR3-3WJ3-7KCQ	SCADA solid state backup drive	\$403.85		
119061	2024-07-24	AMAZON CAPITAL SERVICES, INC	Inv# 1P9D-3WGW-JYFK		\$189.18		
119061	2024-07-24	AMAZON CAPITAL SERVICES, INC	Inv# 1P9D-3WGW-JYFK		\$62.18		
119061	2024-07-24	AMAZON CAPITAL SERVICES, INC	Inv# 1QM9-YKJY-67MX	Puncture resistant gloves	\$84.85		
119061	2024-07-24	AMAZON CAPITAL SERVICES, INC	Inv# 1QM9-YKJY-67MX	Puncture resistant gloves	\$71.15		
119061	2024-07-24	AMAZON CAPITAL SERVICES, INC	Inv# 1QM9-YKJY-67MX	Puncture resistant gloves	\$66.48		
119061	2024-07-24	AMAZON CAPITAL SERVICES, INC	Inv# 1T6R-KCMR-1JMD	Generated by reorder 6/13/24 1	\$236.72		
119061	2024-07-24	AMAZON CAPITAL SERVICES, INC	Inv# 1YM1-XQVF-K7J4	REPLACES BPO# 516808	\$86.99		
Total for Check:		119061				\$1,260.56	\$3,709.41
119063	2024-07-24	ANAHEIM, CITY OF	Inv# 0110200001_20240718		\$29.83		
119063	2024-07-24	ANAHEIM, CITY OF	Inv# 0110202302_20240718	06/13/2024 to 07/15/2024	\$20.96		
119063	2024-07-24	ANAHEIM, CITY OF	Inv# 0111128000_20240619	05.16.24-06.17.24	\$335.19		
119063	2024-07-24	ANAHEIM, CITY OF	Inv# 0128276000_20240715	06/12/2024 to 07/11/2024	\$110.08		
119063	2024-07-24	ANAHEIM, CITY OF	Inv# 0128277000_20240715	06/12/2024 to 07/11/2024	\$1,324.27		
119063	2024-07-24	ANAHEIM, CITY OF	Inv# 0128279000_20240715	06/12/2024 to 07/11/2024	\$1,650.45		
119063	2024-07-24	ANAHEIM, CITY OF	Inv# 0128280300_20240715	06/11/2024 to 07/10/2024	\$86.86		
119063	2024-07-24	ANAHEIM, CITY OF	Inv# 0128282300_20240715	06/11/2024 to 07/10/2024	\$411.39		
119063	2024-07-24	ANAHEIM, CITY OF	Inv# 0128283000_20240715	06/12/2024 to 07/11/2024	\$3,595.29		
119063	2024-07-24	ANAHEIM, CITY OF	Inv# 0128284000_20240715	06/12/2024 to 07/11/2024	\$83.69		
119063	2024-07-24	ANAHEIM, CITY OF	Inv# 0128660002_20240715	06/12/2024 to 07/11/2024	\$411.31		
119063	2024-07-24	ANAHEIM, CITY OF	Inv# 0129051000_20240718	06/14/2024 to 07/16/2024	\$26.83		
119063	2024-07-24	ANAHEIM, CITY OF	Inv# 0131487000_20240715	06/12/2024 to 07/11/2024	\$55.65		
119063	2024-07-24	ANAHEIM, CITY OF	Inv# 0132538000_20240715	06/12/2024 to 07/11/2024	\$393.29		

Orange County Water District

Check Register

Begin Date: 2024-07-18

End Date: 2024-07-24

Page: 3

Accounts Payable Check Register Presented for Board Ratification and/or Approval

Check No.	Date	Vendor Name	Invoice #	Purpose	Invoice Amount	Check Amount	FYTD
119063	2024-07-24	ANAHEIM, CITY OF	Inv# 0134144000_20240715	06/12/2024 to 07/11/2024	\$40.50		
119063	2024-07-24	ANAHEIM, CITY OF	Inv# 0138802000_20240715	06/12/2024 to 07/11/2024	\$24.13		
119063	2024-07-24	ANAHEIM, CITY OF	Inv# 0139824000_20240715	06/12/2024 to 07/11/2024	\$676.52		
119063	2024-07-24	ANAHEIM, CITY OF	Inv# 0145552000_20240715	06/12/2024 to 07/11/2024	\$95.34		
119063	2024-07-24	ANAHEIM, CITY OF	Inv# 0151869000_20240718	06/14/2024 to 07/16/2024	\$61.00		
119063	2024-07-24	ANAHEIM, CITY OF	Inv# 0151942300_20240718	06/13/2024 to 07/15/2024	\$53.63		
Total for Check: 119063						\$9,486.21	\$18,488.47
119064	2024-07-24	ARC DOCUMENT SOLUTIONS, LLC	Inv# 12518413	C.O. FOR P.O. 520201	\$65.19		
Total for Check: 119064						\$65.19	\$65.19
119065	2024-07-24	ASSI SECURITY	Inv# SD21005	CCTV SYSTEM MAINTENANCE	\$1,820.00		
119065	2024-07-24	ASSI SECURITY	Inv# SD21008	CCTV SYSTEM MAINTENANCE	\$750.00		
Total for Check: 119065						\$2,570.00	\$2,570.00
119066	2024-07-24	AT & T	Inv# 339 259-6949_20240707	07/07/2024 - 08/06/2024	\$66.23		
Total for Check: 119066						\$66.23	\$148.30
119067	2024-07-24	AYALA, GINA	Inv# JULY 11, 2024 TRAVEL work	7/11 Irvine UCI sediment	\$14.00		
Total for Check: 119067						\$14.00	\$14.00
119068	2024-07-24	BATTERY SYSTEMS	Inv# 2880216241029 -CR		(\$366.20)		
119068	2024-07-24	BATTERY SYSTEMS	Inv# 34632405150816	BPO BATTERIES	\$286.30		
119068	2024-07-24	BATTERY SYSTEMS	Inv# 34632405150816	Battery Fee	\$4.00		
119068	2024-07-24	BATTERY SYSTEMS	Inv# 34632406241126	BPO BATTERIES	\$592.62		
119068	2024-07-24	BATTERY SYSTEMS	Inv# 34632406241126	BPO BATTERIES	\$141.83		
119068	2024-07-24	BATTERY SYSTEMS	Inv# 34632406241126	BPO BATTERIES	\$137.79		
119068	2024-07-24	BATTERY SYSTEMS	Inv# 34632406241126	Battery Fee	\$3.00		
119068	2024-07-24	BATTERY SYSTEMS	Inv# 34632406241126	Battery Fee	\$3.00		
Total for Check: 119068						\$802.34	\$802.34
119070	2024-07-24	BAVCO	Inv# 281260	Backflow Device Repair Parts	\$877.61		
119070	2024-07-24	BAVCO	Inv# 281260	Backflow Device Repair Parts	\$632.93		
119070	2024-07-24	BAVCO	Inv# 281260	Backflow Device Repair Parts	\$549.19		
119070	2024-07-24	BAVCO	Inv# 281260	Backflow Device Repair Parts	\$329.51		
119070	2024-07-24	BAVCO	Inv# 281260	Backflow Device Repair Parts	\$238.16		
119070	2024-07-24	BAVCO	Inv# 281260	Backflow Device Repair Parts	\$205.11		
119070	2024-07-24	BAVCO	Inv# 281260	Backflow Device Repair Parts	\$93.30		

Orange County Water District

Check Register

Begin Date: 2024-07-18

End Date: 2024-07-24

Page: 4

Accounts Payable Check Register Presented for Board Ratification and/or Approval

Check No.	Date	Vendor Name	Invoice #	Purpose	Invoice Amount	Check Amount	FYTD
119070	2024-07-24	BAVCO	Inv# 281260	Backflow Device Repair Parts	\$91.24		
119070	2024-07-24	BAVCO	Inv# 281260	Backflow Device Repair Parts	\$79.93		
119070	2024-07-24	BAVCO	Inv# 281260	Backflow Device Repair Parts	\$60.58		
119070	2024-07-24	BAVCO	Inv# 281260	freight	\$40.00		
119070	2024-07-24	BAVCO	Inv# 281260	Backflow Device Repair Parts	\$20.67		
119070	2024-07-24	BAVCO	Inv# 281260	Backflow Device Repair Parts	\$8.04		
Total for Check:		119070				\$3,226.27	\$3,226.27
119071	2024-07-24	BAY ALARM COMPANY	Inv# 21176601	1529	\$345.00		
Total for Check:		119071				\$345.00	\$1,988.01
119072	2024-07-24	BC2 ENVIRONMENTAL, LLC	Inv# 24-30247	Prog.Pmt#1 TAL-2024-1 Phase I	\$33,424.56		
Total for Check:		119072				\$33,424.56	\$33,424.56
119073	2024-07-24	BESST, INC.	Inv# OCWD062724	1595	\$23,890.00		
Total for Check:		119073				\$23,890.00	\$30,090.00
119074	2024-07-24	BIS SAFETY SOFTWARE INC.	Inv# BIS50774IU	Training Software	\$993.84		
Total for Check:		119074				\$993.84	\$993.84
119075	2024-07-24	BLUESPACE INTERIORS	Inv# I-02232908REV	Generated by reorder 6/17/24 7	\$130.45		
Total for Check:		119075				\$130.45	\$1,142.90
119076	2024-07-24	BOOT BARN INC.	Inv# INV00378795	BPO BOOT BARN	\$200.00		
119076	2024-07-24	BOOT BARN INC.	Inv# INV00378796	BPO BOOT BARN	\$193.94		
Total for Check:		119076				\$393.94	\$393.94
119077	2024-07-24	BRENNTAG PACIFIC INC.	Inv# BPI446406	7/19 21.84 ton H.Peroxide	\$10,920.00		
119077	2024-07-24	BRENNTAG PACIFIC INC.	Inv# BPI446406	discount	(\$218.40)		
Total for Check:		119077				\$10,701.60	\$120,161.69
119078	2024-07-24	BUCKNAM INFRASTRUCTURE GROUP INC	Inv# 392-01.05	1552	\$7,734.75		
119078	2024-07-24	BUCKNAM INFRASTRUCTURE GROUP INC	Inv# 392-01.06	1552	\$1,275.00		
Total for Check:		119078				\$9,009.75	\$9,009.75
119079	2024-07-24	Brandon, Scott	Inv# OCT23-JUN24 PHONE STIPEND	10/22/23-6/21/24	\$320.00		
Total for Check:		119079	phone stipend			\$320.00	\$320.00
119080	2024-07-24	CALIAGUA INC	Inv# 10 ORA-2022-1	Prog.Pmt#10 ORA-2022-1	\$574,916.25		
119080	2024-07-24	CALIAGUA INC	Inv# 17 TUS-2022-1	Prog.Pmt#17 TUS-2022-1	\$1,221,557.50		

Orange County Water District

Check Register

Begin Date: 2024-07-18

End Date: 2024-07-24

Page: 5

Accounts Payable Check Register Presented for Board Ratification and/or Approval

Check No.	Date	Vendor Name	Invoice #	Purpose	Invoice Amount	Check Amount	FYTD
Total for Check:		119080				\$1,796,473.75	\$1,796,473.75
119081	2024-07-24	PACIFIC PREMIER BANK	Inv# ESC 20230117-2773 RET#17 TUS-20221	Ret#17 Caliagua	\$64,292.50		
Total for Check:		119081				\$64,292.50	\$64,292.50
119082	2024-07-24	PACIFIC PREMIER BANK	Inv# ESC 20231011-7499 RET#10 ORA-2022-1	Ret#10 Caliagua	\$30,258.75		
Total for Check:		119082				\$30,258.75	\$30,258.75
119083	2024-07-24	CALIFORNIA LOCKSMITH SECURITY SOLUTIONS	Inv# 27411	BPO RE-KEYING & REPAIRING LOCK	\$32.33		
119083	2024-07-24	CALIFORNIA LOCKSMITH SECURITY SOLUTIONS	Inv# 27411	key stamp	\$2.50		
Total for Check:		119083				\$34.83	\$34.83
119084	2024-07-24	CALIFORNIA WATER EFFICIENCY PARTNERSHIP	Inv# MD-2024-178	CALWEP DUES 2024	\$6,229.02		
Total for Check:		119084				\$6,229.02	\$6,229.02
119085	2024-07-24	CALTROL INC.	Inv# CD99205951	Quarterly Vibration Program -	\$2,760.00		
Total for Check:		119085				\$2,760.00	\$26,859.07
119086	2024-07-24	CHEMCO PRODUCTS COMPANY	Inv# 224626*	Monthly Closed Loop Water Serv	\$301.70		
Total for Check:		119086				\$301.70	\$301.70
119087	2024-07-24	CITY OF ANAHEIM	Inv# EE003153	PFAS REIMBURSEMENT #041	\$3,428,297.90		
Total for Check:		119087				\$3,428,297.90	\$3,428,297.90
119088	2024-07-24	CLEAN DIESEL SPECIALISTS INC	Inv# 3-114914	T-114 DPF CLEANING	\$225.00		
Total for Check:		119088				\$225.00	\$225.00
119089	2024-07-24	CORPORATE IMAGE MAINTENANCE	Inv# 37361	1095	\$7,300.00		
119089	2024-07-24	CORPORATE IMAGE MAINTENANCE	Inv# 37361	1095	\$5,632.00		
119089	2024-07-24	CORPORATE IMAGE MAINTENANCE	Inv# 37361	1095	\$1,225.90		
119089	2024-07-24	CORPORATE IMAGE MAINTENANCE	Inv# 37361	1095	\$986.30		
119089	2024-07-24	CORPORATE IMAGE MAINTENANCE	Inv# 37361		\$556.00		
119089	2024-07-24	CORPORATE IMAGE MAINTENANCE	Inv# 37361	1095	\$178.80		

Orange County Water District

Check Register

Begin Date: 2024-07-18

End Date: 2024-07-24

Page: 6

Accounts Payable Check Register Presented for Board Ratification and/or Approval

Check No.	Date	Vendor Name	Invoice #	Purpose	Invoice Amount	Check Amount	FYTD
119089	2024-07-24	CORPORATE IMAGE MAINTENANCE	Inv# 37361	1095	\$64.00		
		Total for Check:	119089			\$15,943.00	\$15,943.00
119090	2024-07-24	CPI INTERNATIONAL	Inv# 20065583	Lab Supplies	\$522.00		
119090	2024-07-24	CPI INTERNATIONAL	Inv# 20065583	Discount	(\$9.60)		
		Total for Check:	119090			\$512.40	\$969.29
119091	2024-07-24	DDB ENGINEERING, INC.	Inv# IN202431	Jun24 GWRS 2023 report	\$14,293.00		
		Total for Check:	119091			\$14,293.00	\$27,542.00
119092	2024-07-24	DEVAUL PAINT COMPANY	Inv# 00101070	BPO PAINT SUPPLIES	\$497.32		
119092	2024-07-24	DEVAUL PAINT COMPANY	Inv# 00104643	BPO PAINT SUPPLIES	\$381.29		
119092	2024-07-24	DEVAUL PAINT COMPANY	Inv# 00106724	BPO PAINT SUPPLIES	\$235.67		
119092	2024-07-24	DEVAUL PAINT COMPANY	Inv# 00107739	PAINT SUPPLIES	\$471.33		
119092	2024-07-24	DEVAUL PAINT COMPANY	Inv# 00107739	Discount	(\$8.67)		
119092	2024-07-24	DEVAUL PAINT COMPANY	Inv# 00107953	PAINT SUPPLIES	\$523.74		
119092	2024-07-24	DEVAUL PAINT COMPANY	Inv# 00107953	Discount	(\$9.63)		
		Total for Check:	119092			\$2,091.05	\$2,555.91
119093	2024-07-24	Dosier, Bruce	Inv# FEB10 - JUL9, 24 STIPENDS	2/10-7/9/24 phone stipends	\$200.00		
		Total for Check:	119093			\$200.00	\$200.00
119094	2024-07-24	ELECTRICAL RELIABILITY SERVICES INC.	Inv# 51092422	GAP MCC-2, Required ARC Flash	\$1,560.00		
		Total for Check:	119094			\$1,560.00	\$51,130.00
119095	2024-07-24	EMERSON PROCESS MANAGEMENT LLLP	Inv# 30749191		\$4,350.10		
119095	2024-07-24	EMERSON PROCESS MANAGEMENT LLLP	Inv# 30758037		\$1,640.54		
119095	2024-07-24	EMERSON PROCESS MANAGEMENT LLLP	Inv# 30758037		\$693.06		
		Total for Check:	119095			\$6,683.70	\$6,683.70
119096	2024-07-24	EUROFINS ENVIRONMENT TESTING SW LLC	Inv# 5700186072	BPO WATER ANALYSES	\$452.50		
		Total for Check:	119096			\$452.50	\$452.50
119097	2024-07-24	EVANTEC CORPORATION	Inv# 202401044	Supplies	\$38.06		
119097	2024-07-24	EVANTEC CORPORATION	Inv# 202401044	Shipping	\$27.00		
		Total for Check:	119097			\$65.06	\$23,783.86

Orange County Water District

Check Register

Begin Date: 2024-07-18

End Date: 2024-07-24

Page: 7

Accounts Payable Check Register Presented for Board Ratification and/or Approval

Check No.	Date	Vendor Name	Invoice #	Purpose	Invoice Amount	Check Amount	FYTD
119098	2024-07-24	FACTORY MOTOR PARTS	Inv# 12-6010787		\$84.65		
119098	2024-07-24	FACTORY MOTOR PARTS	Inv# 12-6010787		\$18.99		
Total for Check:		119098				\$103.64	\$203.52
119099	2024-07-24	FEDERAL EXPRESS CORPORATION	Inv# 8-564-38152	Package Delivery	\$75.23		
119099	2024-07-24	FEDERAL EXPRESS CORPORATION	Inv# 8-564-38153	Package Delivery	\$223.91		
Total for Check:		119099				\$299.14	\$1,525.42
119100	2024-07-24	FIELDMAN, ROLAPP & ASSOCIATES	Inv# 29643	1532	\$750.00		
Total for Check:		119100				\$750.00	\$750.00
119101	2024-07-24	FIRE SPRINKLER INSPECTIONS, INC	Inv# 24-84	BPO FIRE SPRINKLER SERIVCE	\$2,375.00		
Total for Check:		119101				\$2,375.00	\$4,165.00
119102	2024-07-24	FITCH RATINGS INC.	Inv# 7119101223	AUG 2024- JUL 2025	\$7,500.00		
Total for Check:		119102				\$7,500.00	\$7,500.00
119103	2024-07-24	FRONTIER COMMUNICATIONS	Inv# 213-002-8985_20240707	07/07/2024 to 08/06/2024	\$45.47		
Total for Check:		119103				\$45.47	\$7,323.15
119104	2024-07-24	FRONTIER COMMUNICATIONS	Inv# 714-274-0393_20240707	07/07/2024 to 08/06/2024	\$1,257.04		
Total for Check:		119104				\$1,257.04	\$7,323.15
119105	2024-07-24	FRONTIER COMMUNICATIONS	Inv# 209-150-2229_20240716	07/16/2024 to 08/15/2024	\$80.57		
Total for Check:		119105				\$80.57	\$7,323.15
119106	2024-07-24	FRUIT GROWERS LABORATORY INC	Inv# 06262024	BPO RADIOACTIVITY ANAYLSES	\$631.00		
Total for Check:		119106				\$631.00	\$1,550.00
119107	2024-07-24	GMC ELECTRICAL, INC.	Inv# 5672-E	R23024 - Corrosion protection	\$3,000.00		
Total for Check:		119107				\$3,000.00	\$3,000.00
119109	2024-07-24	GRAINGER INC.	Inv# 9157488603	Generated by reorder 6/10/24 9	\$703.99		
119109	2024-07-24	GRAINGER INC.	Inv# 9158634445	BPO INDUSTRIAL SUPPLIES	\$431.53		
119109	2024-07-24	GRAINGER INC.	Inv# 9164893696	BPO INDUSTRIAL SUPPLIES	\$47.55		
119109	2024-07-24	GRAINGER INC.	Inv# 9164893704	BPO INDUSTRIAL SUPPLIES	\$146.30		
119109	2024-07-24	GRAINGER INC.	Inv# 9166711730	BPO INDUSTRIAL SUPPLIES	\$81.45		
119109	2024-07-24	GRAINGER INC.	Inv# 9168022755	Generated by reorder 6/19/24 1	\$547.45		

Orange County Water District

Check Register

Begin Date: 2024-07-18

End Date: 2024-07-24

Page: 8

Accounts Payable Check Register Presented for Board Ratification and/or Approval

Check No.	Date	Vendor Name	Invoice #	Purpose	Invoice Amount	Check Amount	FYTD
119109	2024-07-24	GRAINGER INC.	Inv# 9168022755	Generated by reorder 6/19/24 1	\$226.74		
119109	2024-07-24	GRAINGER INC.	Inv# 9168022755	Generated by reorder 6/19/24 1	\$172.81		
119109	2024-07-24	GRAINGER INC.	Inv# 9168022755	Generated by reorder 6/19/24 1	\$86.39		
119109	2024-07-24	GRAINGER INC.	Inv# 9168044288		\$149.47		
119109	2024-07-24	GRAINGER INC.	Inv# 9168044288		\$116.59		
119109	2024-07-24	GRAINGER INC.	Inv# 9168044288		\$43.96		
119109	2024-07-24	GRAINGER INC.	Inv# 9168044288		\$36.05		
119109	2024-07-24	GRAINGER INC.	Inv# 9168044288		\$33.88		
119109	2024-07-24	GRAINGER INC.	Inv# 9168044288		\$32.86		
119109	2024-07-24	GRAINGER INC.	Inv# 9168044288		\$23.49		
119109	2024-07-24	GRAINGER INC.	Inv# 9176451343	JHAMM- Two Req 116073 & 116070	\$27.91		
119109	2024-07-24	GRAINGER INC.	Inv# 9168044288		\$45.68		
Total for Check:		119109				\$2,954.10	\$14,678.38
119110	2024-07-24	HOME DEPOT CREDIT SERVICES	Inv# 4611810	BPO INDUSTRIAL SUPPLIES	\$25.76		
119110	2024-07-24	HOME DEPOT CREDIT SERVICES	Inv# 6032814	BPO INDUSTRIAL SUPPLIES	\$104.86		
119110	2024-07-24	HOME DEPOT CREDIT SERVICES	Inv# 674160	HALCO 4 FT, 14W, JHAMMER	\$165.91		
Total for Check:		119110				\$296.53	\$3,703.10
119111	2024-07-24	Huang, Andrew	Inv# JAN24-JUL22,24 STIPENDS	1/24-7/23/24 phone stipends	\$240.00		
Total for Check:		119111				\$240.00	\$240.00
119112	2024-07-24	INSIGHT PUBLIC SECTOR, INC	Inv# 1101174640	Replacment network switches	\$6,757.36		
119112	2024-07-24	INSIGHT PUBLIC SECTOR, INC	Inv# 1101174640	Replacment network switches	\$213.84		
Total for Check:		119112				\$6,971.20	\$6,971.20
119113	2024-07-24	IRVINE PIPE & SUPPLY CO	Inv# S118315542.001		(\$19.98)		
119113	2024-07-24	IRVINE PIPE & SUPPLY CO	Inv# S118491744.001	4" PVC Pipe- MF Sumps JSMITH	\$937.43		
119113	2024-07-24	IRVINE PIPE & SUPPLY CO	Inv# S118491744.001	Discount	(\$17.16)		
Total for Check:		119113				\$900.29	\$4,286.79
119114	2024-07-24	JOHNSON, BONNIE	Inv# 11	5/2-6/24 Natural Resources sup	\$682.48		
Total for Check:		119114				\$682.48	\$682.48
119115	2024-07-24	KIINGO LLC	Inv# 1089	PAYMENT ON INV. KIINGO AI	\$500.00		
Total for Check:		119115				\$500.00	\$500.00
119116	2024-07-24	KONICA MINOLTA BUSINESS SOLUTIONS USA IN	Inv# 294540482	BPO COPY CHARGES	\$35.66		

Orange County Water District

Check Register

Begin Date: 2024-07-18

End Date: 2024-07-24

Page: 9

Accounts Payable Check Register Presented for Board Ratification and/or Approval

Check No.	Date	Vendor Name	Invoice #	Purpose	Invoice Amount	Check Amount	FYTD
Total for Check:		119116				\$35.66	\$35.66
119117	2024-07-24	LHOIST NORTH AMERICA	Inv# 1102413190	6/23 lime(2) 25.95 & 25.40 ton	\$23,013.01		
119117	2024-07-24	LHOIST NORTH AMERICA	Inv# 1102413632	6/27 (2)lime 25 & 25.86 tons	\$22,793.42		
Total for Check:		119117				\$45,806.43	\$149,134.22
119118	2024-07-24	LILLESTRAND LEADERSHIP CONSULTING	Inv# 8031	6/26 leadership consulting	\$437.50		
Total for Check:		119118				\$437.50	\$875.00
119119	2024-07-24	MAIL DELIVERY SERVICE CO.	Inv# 22355 REVISED	BPO MAIL DELIVERY	\$346.81		
119119	2024-07-24	MAIL DELIVERY SERVICE CO.	Inv# 22355 REVISED	Fuel Surcharge	\$20.76		
119119	2024-07-24	MAIL DELIVERY SERVICE CO.	Inv# 22355 REVISED	BPO MAIL DELIVERY	\$20.69		
119119	2024-07-24	MAIL DELIVERY SERVICE CO.	Inv# 22355 REVISED	Fuel Surcharge	\$1.24		
Total for Check:		119119				\$389.50	\$389.50
119120	2024-07-24	MCFADDEN-DALE HARDWARE CO.	Inv# 5513025	BPO INDUSTRIAL SUPPLIES	\$28.12		
119120	2024-07-24	MCFADDEN-DALE HARDWARE CO.	Inv# 551372/5	BPO INDUSTRIAL SUPPLIES	\$166.23		
119120	2024-07-24	MCFADDEN-DALE HARDWARE CO.	Inv# 551372/5		(\$4.63)		
Total for Check:		119120				\$189.72	\$1,095.31
119121	2024-07-24	MCMaster-CARR SUPPLY COMPANY	Inv# 30158443	BPO INDUSTRIAL SUPPLIES	\$68.82		
119121	2024-07-24	MCMaster-CARR SUPPLY COMPANY	Inv# 30158443		\$8.33		
Total for Check:		119121				\$77.15	\$1,106.52
119122	2024-07-24	MILLER & AXLINE	Inv# 11511	legal/South Basin	\$8,785.54		
Total for Check:		119122				\$8,785.54	\$8,785.54
119123	2024-07-24	MUNICIPAL WATER DISTRICT OF OC	Inv# 17556	FY24-25 grndwtr.customer chrg	\$405,463.00		
Total for Check:		119123				\$405,463.00	\$581,764.13
119124	2024-07-24	NAPA AUTO PARTS	Inv# 128420	BPO TRUCK PARTS	\$37.21		
119124	2024-07-24	NAPA AUTO PARTS	Inv# 128508	BPO TRUCK PARTS	\$113.89		
119124	2024-07-24	NAPA AUTO PARTS	Inv# 129535	BPO TRUCK PARTS	\$142.67		
Total for Check:		119124				\$293.77	\$810.65
119125	2024-07-24	NAPA/ORANGE COUNTY AUTO PARTS	Inv# 718028	BPO AUTO PARTS	\$27.18		
119125	2024-07-24	NAPA/ORANGE COUNTY AUTO PARTS	Inv# 718028	Discount	(\$0.54)		

Orange County Water District

Check Register

Begin Date: 2024-07-18

End Date: 2024-07-24

Page: 10

Accounts Payable Check Register Presented for Board Ratification and/or Approval

Check No.	Date	Vendor Name	Invoice #	Purpose	Invoice Amount	Check Amount	FYTD
119125	2024-07-24	NAPA/ORANGE COUNTY AUTO PARTS	Inv# 718045	BPO AUTO PARTS	\$69.56		
119125	2024-07-24	NAPA/ORANGE COUNTY AUTO PARTS	Inv# 718045	Discount	(\$1.39)		
119125	2024-07-24	NAPA/ORANGE COUNTY AUTO PARTS	Inv# 718183	BPO AUTO PARTS	\$78.27		
Total for Check: 119125						\$173.08	\$201.01
119126	2024-07-24	OCCU-MED, LTD	Inv# 0724708OA	OA2 Services Engineering	\$493.20		
Total for Check: 119126						\$493.20	\$493.20
119127	2024-07-24	ONESOURCE DISTRIBUTORS INC.	Inv# S007556026.001	Generated by reorder 7/15/24 7	\$182.69		
119127	2024-07-24	ONESOURCE DISTRIBUTORS INC.	Inv# S007556026.001	S&H	\$13.63		
119127	2024-07-24	ONESOURCE DISTRIBUTORS INC.	Inv# S007556026.001	Discount	(\$1.68)		
Total for Check: 119127						\$194.64	\$2,776.15
119128	2024-07-24	ORANGE COUNTY DEPARTMENT OF EDUCATION	Inv# 94TI5279	1548	\$1,920.00		
119128	2024-07-24	ORANGE COUNTY DEPARTMENT OF EDUCATION	Inv# 94TI5329	1548	\$5,839.51		
119128	2024-07-24	ORANGE COUNTY DEPARTMENT OF EDUCATION	Inv# 94TI5332	1548	\$5,760.00		
Total for Check: 119128						\$13,519.51	\$13,519.51
119129	2024-07-24	ORANGE COUNTY EMPLOYEE ASSOCIATION	Inv# OCEA JUL	OCEA Dues July24	\$2,772.00		
Total for Check: 119129						\$2,772.00	\$5,509.35
119130	2024-07-24	ORANGE COUNTY SANITATION DISTRICT	Inv# 63501	security	\$8,799.34		
Total for Check: 119130						\$8,799.34	\$11,778.75
119131	2024-07-24	OVIVO USA, LLC	Inv# 8487855	R23018 Imperial headgates repa	\$4,864.70		
Total for Check: 119131						\$4,864.70	\$4,864.70
119132	2024-07-24	PACIFIC CORRUGATED PIPE COMPANY, LLC	Inv# 51465114	PRADO RECONSTRUCTION	\$7,699.23		
119132	2024-07-24	PACIFIC CORRUGATED PIPE COMPANY, LLC	Inv# 51465114	PRADO RECONSTRUCTION	\$7,081.03		
119132	2024-07-24	PACIFIC CORRUGATED PIPE COMPANY, LLC	Inv# 51465114	Freight	\$500.00		
Total for Check: 119132						\$15,280.26	\$15,280.26

Orange County Water District

Check Register

Begin Date: 2024-07-18

End Date: 2024-07-24

Page: 11

Accounts Payable Check Register Presented for Board Ratification and/or Approval

Check No.	Date	Vendor Name	Invoice #	Purpose	Invoice Amount	Check Amount	FYTD
119133	2024-07-24	PACIFIC HYDROTECH CORPORATION	Inv# 8 SA-2022-1	Prog.Pmt#8 SA-2022-1	\$168,292.62		
119133	2024-07-24	PACIFIC HYDROTECH CORPORATION	Inv# 8 SA-2022-1	Prog.Pmt#8 SA-2022-1	\$30,880.29		
Total for Check: 119133						\$199,172.91	\$199,172.91
119134	2024-07-24	AMERICAN BUSINESS BANK	Inv# ESC 8799804 RET#8	Ret#8 SA-2022-1	\$8,857.51		
119134	2024-07-24	AMERICAN BUSINESS BANK	Inv# ESC 8799804 RET#8	Ret#8 SA-2022-1	\$1,625.28		
Total for Check: 119134						\$10,482.79	\$10,482.79
119135	2024-07-24	PACIFIC MECHANICAL SUPPLY	Inv# 5379058	Manway Gaskets for Surge Tanks	\$820.65		
Total for Check: 119135						\$820.65	\$820.65
119136	2024-07-24	PASCAL & LUDWIG CONSTRUCTORS, INC.	Inv# 24007	Prog.Pmt#27 EOCWD-2021-1	\$33,620.50		
119136	2024-07-24	PASCAL & LUDWIG CONSTRUCTORS, INC.	Inv# 24007	Prog.Pmt#27 EOCWD-2021-1	\$30,208.10		
Total for Check: 119136						\$63,828.60	\$63,828.60
119137	2024-07-24	CITIZENS BUSINESS BANK OR PASCAL&LUDWIG	Inv# ESC 131105533 RET#27	Ret#27 Pascal&Ludwig EOCWD	\$1,769.50		
119137	2024-07-24	CITIZENS BUSINESS BANK OR PASCAL&LUDWIG	Inv# ESC 131105533 RET#27	Ret#27 Pascal&Ludwig EOCWD	\$1,589.90		
Total for Check: 119137						\$3,359.40	\$3,359.40
119138	2024-07-24	PHENOVA INC	Inv# 206156		\$1,033.13		
Total for Check: 119138						\$1,033.13	\$1,384.51
119139	2024-07-24	PHOTOSHELTER INC	Inv# INV01086453	SOFTWARE PHOTO VIDEO STORAGE	\$7,113.81		
Total for Check: 119139						\$7,113.81	\$7,113.81
119140	2024-07-24	PTI SAND & GRAVEL	Inv# 0146586	FIELD SUPPLIES	\$530.37		
Total for Check: 119140						\$530.37	\$530.37
119141	2024-07-24	Plumlee, Megan	Inv# DEC23-JUN24 STIPENDS	12/28/23-6/27/24 stipends	\$189.95		
Total for Check: 119141						\$189.95	\$189.95
119142	2024-07-24	QUALTRAX, INC.	Inv# INV99-00009513	Supplies	\$19,900.39		
Total for Check: 119142						\$19,900.39	\$19,900.39
119143	2024-07-24	QUINN COMPANY	Inv# 28445601	R22019 Equipment shop LED inst	\$2,060.59		
119143	2024-07-24	QUINN COMPANY	Inv# 28445601		\$175.00		
119143	2024-07-24	QUINN COMPANY	Inv# 28445601		\$66.10		

Orange County Water District

Check Register

Begin Date: 2024-07-18

End Date: 2024-07-24

Page: 12

Accounts Payable Check Register Presented for Board Ratification and/or Approval

Check No.	Date	Vendor Name	Invoice #	Purpose	Invoice Amount	Check Amount	FYTD
119143	2024-07-24	QUINN COMPANY	Inv# PR830218759		(\$685.14)		
		Total for Check:	119143			\$1,616.55	\$5,501.02
119144	2024-07-24	RESTEK CORPORATION	Inv# CD50458330	Supplies	\$530.17		
119144	2024-07-24	RESTEK CORPORATION	Inv# CD50458330	Discount	(\$10.60)		
		Total for Check:	119144			\$519.57	\$4,120.48
119146	2024-07-24	SC FUELS	Inv# 0900199	BPO UNLEADED FUEL FOR VEHICLES	\$2,428.33		
119146	2024-07-24	SC FUELS	Inv# 0900199	BPO UNLEADED FUEL FOR VEHICLES	\$788.80		
119146	2024-07-24	SC FUELS	Inv# 0900199	BPO UNLEADED FUEL FOR VEHICLES	\$523.51		
119146	2024-07-24	SC FUELS	Inv# 0900199	BPO UNLEADED FUEL FOR VEHICLES	\$510.77		
119146	2024-07-24	SC FUELS	Inv# 0900199	BPO UNLEADED FUEL FOR VEHICLES	\$473.00		
119146	2024-07-24	SC FUELS	Inv# 0900199	BPO UNLEADED FUEL FOR VEHICLES	\$346.45		
119146	2024-07-24	SC FUELS	Inv# 0900199	BPO UNLEADED FUEL FOR VEHICLES	\$337.60		
119146	2024-07-24	SC FUELS	Inv# 0900199	BPO UNLEADED FUEL FOR VEHICLES	\$333.56		
119146	2024-07-24	SC FUELS	Inv# 0900199	BPO UNLEADED FUEL FOR VEHICLES	\$146.72		
119146	2024-07-24	SC FUELS	Inv# 0900199	BPO UNLEADED FUEL FOR VEHICLES	\$127.83		
119146	2024-07-24	SC FUELS	Inv# 0900199	BPO UNLEADED FUEL FOR VEHICLES	\$85.14		
119146	2024-07-24	SC FUELS	Inv# 0900199	BPO UNLEADED FUEL FOR VEHICLES	\$52.00		
		Total for Check:	119146			\$6,153.71	\$27,849.28
119147	2024-07-24	SOUTHERN CALIFORNIA EDISON CO.	Inv# 700306425771_20240711		\$143,758.48		
		Total for Check:	119147			\$143,758.48	\$629,980.14
119148	2024-07-24	SOUTHERN TIRE MART LLC	Inv# 7090030742	BPO TIRES	\$100.00		
119148	2024-07-24	SOUTHERN TIRE MART LLC	Inv# 7090030743	BPO TIRES	\$29.74		
		Total for Check:	119148			\$129.74	\$1,617.53
119149	2024-07-24	SPARKLETTS DS WATER OF AMERICA LP	Inv# 20367056071224	BPO WATER DELIVERY	\$123.48		
		Total for Check:	119149			\$123.48	\$917.23
119150	2024-07-24	STAPLES ADVANTAGE	Inv# 6005183023		\$74.68		
		Total for Check:	119150			\$74.68	\$1,311.50
119151	2024-07-24	Safarik, Jana	Inv# FEB-JUN 2024 PHONE STIPEN	2/1-6/30/24 phone stipends	\$200.00		
119151	2024-07-24	Safarik, Jana	Inv# JULY 2024 PHONE STIPEND	7/1-31/24 phone stipend	\$40.00		
		Total for Check:	119151			\$240.00	\$240.00

Orange County Water District

Check Register

Begin Date: 2024-07-18

End Date: 2024-07-24

Page: 13

Accounts Payable Check Register Presented for Board Ratification and/or Approval

Check No.	Date	Vendor Name	Invoice #	Purpose	Invoice Amount	Check Amount	FYTD
119152	2024-07-24	TETRA TECH, INC.	Inv# 52247889	Thru 4/26 PFAS Orange wo#7	\$12,785.19		
119152	2024-07-24	TETRA TECH, INC.	Inv# 52263346	Thru 5/24 Santiago Pump Sta	\$8,580.00		
119152	2024-07-24	TETRA TECH, INC.	Inv# 52263501	Thru 5/24 T.Barrier I24 & I25	\$10,485.00		
119152	2024-07-24	TETRA TECH, INC.	Inv# 52263502	Thru 5/24 PFAS Orange wo#7	\$20,221.50		
		Total for Check:	119152			\$52,071.69	\$105,355.69
119153	2024-07-24	THE BEE MAN	Inv# 129836	BPO BEE REMOVAL	\$265.00		
		Total for Check:	119153			\$265.00	\$265.00
119154	2024-07-24	TUCKER ELLIS LLP	Inv# 970282	May24 Sabic CEQA	\$720.00		
		Total for Check:	119154			\$720.00	\$720.00
119155	2024-07-24	UCT LLC	Inv# INL109253	Supplies	\$4,080.85		
		Total for Check:	119155			\$4,080.85	\$4,080.85
119156	2024-07-24	UNIFIRST CORPORATION	Inv# 2190192818	1557	\$53.94		
119156	2024-07-24	UNIFIRST CORPORATION	Inv# 2190192819	1557	\$16.77		
119156	2024-07-24	UNIFIRST CORPORATION	Inv# 2190192820	1557	\$293.50		
119156	2024-07-24	UNIFIRST CORPORATION	Inv# 2190192821	1557	\$10.78		
119156	2024-07-24	UNIFIRST CORPORATION	Inv# 2190192822	1557	\$438.19		
119156	2024-07-24	UNIFIRST CORPORATION	Inv# 2190192823	1557	\$118.80		
119156	2024-07-24	UNIFIRST CORPORATION	Inv# 2190192824	1557	\$22.44		
119156	2024-07-24	UNIFIRST CORPORATION	Inv# 2200150124	1557	\$39.08		
		Total for Check:	119156			\$993.50	\$4,929.37
119157	2024-07-24	UNIFIRST CORPORATION	Inv# 2190192612	1557	\$288.93		
119157	2024-07-24	UNIFIRST CORPORATION	Inv# 2190192612	1557	\$11.62		
		Total for Check:	119157			\$300.55	\$300.55
119158	2024-07-24	UNITED PARCEL SERVICE	Inv# 0000X81601294_20240720		\$150.72		
		Total for Check:	119158			\$150.72	\$709.25
119159	2024-07-24	UNIVAR SOLUTIONS USA	Inv# 52259245	7/17 23.021 ton sulfuric acid	\$5,202.75		
119159	2024-07-24	UNIVAR SOLUTIONS USA	Inv# 52259245	discount	(\$104.06)		
119159	2024-07-24	UNIVAR SOLUTIONS USA	Inv# 52259247	7/17 23.04 ton sulfuric acid	\$5,207.04		
119159	2024-07-24	UNIVAR SOLUTIONS USA	Inv# 52259247	discount	(\$104.14)		
		Total for Check:	119159			\$10,201.59	\$41,937.33
119160	2024-07-24	UTILIQUEST LLC	Inv# 335198-Q	6/16-22 screen/mark pipes	\$1,016.97		
119160	2024-07-24	UTILIQUEST LLC	Inv# 335198-Q	6/16-22 screen/mark pipes	\$593.23		

Orange County Water District

Check Register

Begin Date: 2024-07-18

End Date: 2024-07-24

Page: 14

Accounts Payable Check Register Presented for Board Ratification and/or Approval

Check No.	Date	Vendor Name	Invoice #	Purpose	Invoice Amount	Check Amount	FYTD
119160	2024-07-24	UTILIQUEST LLC	Inv# 335198-Q	6/16-22 screen/mark pipes	\$72.71		
119160	2024-07-24	UTILIQUEST LLC	Inv# 335198-Q	6/16-22 screen/mark pipes	\$12.03		
Total for Check: 119160						\$1,694.94	\$7,492.61
119161	2024-07-24	WALTERS WHOLESALE ELECTRIC CO.	Inv# S125815218.001		(\$101.31)		
119161	2024-07-24	WALTERS WHOLESALE ELECTRIC CO.	Inv# S125943091.001	Sontek flowmeter installation	\$1,295.61		
119161	2024-07-24	WALTERS WHOLESALE ELECTRIC CO.	Inv# S125943091.001	Discount	(\$24.05)		
119161	2024-07-24	WALTERS WHOLESALE ELECTRIC CO.	Inv# S125959657.001	BPO ELECTRONIC SUPPLIES	\$35.19		
119161	2024-07-24	WALTERS WHOLESALE ELECTRIC CO.	Inv# S125959657.001	Discount	(\$0.65)		
Total for Check: 119161						\$1,204.79	\$5,849.13
119162	2024-07-24	WATER REPLENISHMENT DISTRICT	Inv# 001-2404		\$134,689.66		
Total for Check: 119162						\$134,689.66	\$303,948.58
119163	2024-07-24	WESTERN A/V	Inv# 21022	Audiovisual for Boardroom	\$3,167.00		
Total for Check: 119163						\$3,167.00	\$3,167.00
119164	2024-07-24	YSI INCORPORATED	Inv# 60940	Service Contract	\$7,537.46		
119164	2024-07-24	YSI INCORPORATED	Inv# 60940	Sep 2024- July 2025	\$6,959.88		
119164	2024-07-24	YSI INCORPORATED	Inv# 60940	Aug 2024	\$577.58		
119164	2024-07-24	YSI INCORPORATED	Inv# 60940		(\$7,537.46)		
Total for Check: 119164						\$7,537.46	\$13,199.85
978474	2024-07-18	JCI JONES CHEMICAL, INC	Inv# 945114	7/11 4891 gal s.hypochlorite	\$8,421.81		
978474	2024-07-18	JCI JONES CHEMICAL, INC	Inv# 945114	CA Mill	\$176.86		
978474	2024-07-18	JCI JONES CHEMICAL, INC	Inv# 945114	discount	(\$168.44)		
978474	2024-07-18	JCI JONES CHEMICAL, INC	Inv# 945115	7/11 4832 gal s.hypochlorite	\$8,320.22		
978474	2024-07-18	JCI JONES CHEMICAL, INC	Inv# 945115	CA Mill	\$174.72		
978474	2024-07-18	JCI JONES CHEMICAL, INC	Inv# 945115	discount	(\$166.40)		
978474	2024-07-18	JCI JONES CHEMICAL, INC	Inv# 945116	7/11 4913 gal s.hypochlorite	\$8,459.69		
978474	2024-07-18	JCI JONES CHEMICAL, INC	Inv# 945116	CA Mill	\$177.65		
978474	2024-07-18	JCI JONES CHEMICAL, INC	Inv# 945116	discount	(\$169.19)		
978474	2024-07-18	JCI JONES CHEMICAL, INC	Inv# 945117	7/11 4889 gal s.hypochlorite	\$8,418.37		

Orange County Water District

Check Register

Begin Date: 2024-07-18

End Date: 2024-07-24

Page: 15

Accounts Payable Check Register Presented for Board Ratification and/or Approval

Check No.	Date	Vendor Name	Invoice #	Purpose	Invoice Amount	Check Amount	FYTD
978474	2024-07-18	JCI JONES CHEMICAL, INC	Inv# 945117	CA Mill	\$176.79		
978474	2024-07-18	JCI JONES CHEMICAL, INC	Inv# 945117	discount	(\$168.37)		
978474	2024-07-18	JCI JONES CHEMICAL, INC	Inv# 945267	7/12 5004 gal s.hypochlorite	\$8,616.39		
978474	2024-07-18	JCI JONES CHEMICAL, INC	Inv# 945267	CA Mill	\$180.94		
978474	2024-07-18	JCI JONES CHEMICAL, INC	Inv# 945267	discount	(\$172.33)		
978474	2024-07-18	JCI JONES CHEMICAL, INC	Inv# 945268	7/12 4869 gal s.hypochlorite	\$8,383.93		
978474	2024-07-18	JCI JONES CHEMICAL, INC	Inv# 945268	CA Mill	\$176.06		
978474	2024-07-18	JCI JONES CHEMICAL, INC	Inv# 945268	discount	(\$167.68)		
978474	2024-07-18	JCI JONES CHEMICAL, INC	Inv# 945269	7/12 4838 gal s.hypochlorite	\$8,330.55		
978474	2024-07-18	JCI JONES CHEMICAL, INC	Inv# 945269	CA Mill	\$174.94		
978474	2024-07-18	JCI JONES CHEMICAL, INC	Inv# 945269	discount	(\$166.61)		
978474	2024-07-18	JCI JONES CHEMICAL, INC	Inv# 945270	7/12 4939 gal s.hypochlorite	\$8,504.46		
978474	2024-07-18	JCI JONES CHEMICAL, INC	Inv# 945270	CA Mill	\$178.59		
978474	2024-07-18	JCI JONES CHEMICAL, INC	Inv# 945270	discount	(\$170.09)		
978474	2024-07-18	JCI JONES CHEMICAL, INC	Inv# 945271	7/12 4808 gal s.hypochlorite	\$8,278.90		
978474	2024-07-18	JCI JONES CHEMICAL, INC	Inv# 945271	CA Mill	\$173.86		
978474	2024-07-18	JCI JONES CHEMICAL, INC	Inv# 945271	discount	(\$165.58)		
978474	2024-07-18	JCI JONES CHEMICAL, INC	Inv# 945272	7/12 4523 gal s.hypochlorite	\$7,788.15		
978474	2024-07-18	JCI JONES CHEMICAL, INC	Inv# 945272	CA mill	\$163.55		
978474	2024-07-18	JCI JONES CHEMICAL, INC	Inv# 945272	discount	(\$155.76)		
Total for Check:		978474				\$83,605.98	\$316,338.01
978475	2024-07-23	WELLS FARGO BANK	Inv# JULY 24, 2024 #6527	JULY 24, 24 PR#15 #6527	\$32,231.81		
Total for Check:		978475				\$32,231.81	\$1,969,261.07
978476	2024-07-23	WELLS FARGO BANK	Inv# JULY 24, 2024 #6911	July 24, 24 PR#15 #6911	\$947,539.38		
Total for Check:		978476				\$947,539.38	\$1,969,261.07
978477	2024-07-23	WELLS FARGO BANK	Inv# JULY 24, 24 GARNABF GARNABF	July 24, 24 PR#15	\$1,790.30		
Total for Check:		978477				\$1,790.30	\$1,969,261.07
978478	2024-07-24	FIDELITY INVESTMENTS	Inv# JULY 24, 2024 401A	Fidelity Plan 89137 401a	\$246,813.08		
Total for Check:		978478				\$246,813.08	\$500,293.83
978479	2024-07-24	FIDELITY INVESTMENTS	Inv# JULY 24, 24 457B	Fidelity Plan 89148 457b	\$103,562.88		
Total for Check:		978479				\$103,562.88	\$208,761.59

Orange County Water District

Check Register

Begin Date: 2024-07-18

End Date: 2024-07-24

Page: 16

Accounts Payable Check Register Presented for Board Ratification and/or Approval

Check No.	Date	Vendor Name	Invoice #	Purpose	Invoice Amount	Check Amount	FYTD
Run Date:	7/23/2024				\$8,115,480.19	\$8,115,480.19	

Orange County Water District

Check Register

Begin Date: 2024-07-25

End Date: 2024-07-31

Page: 1

Accounts Payable Check Register Presented for Board Ratification and/or Approval

Check No.	Date	Vendor Name	Invoice #	Purpose	Invoice Amount	Check Amount	FYTD
118221	2024-05-22	TUSTIN, CITY OF	Inv# PROP 84 SARRCUP INV 24 26		(\$41,414.10)		
		Total for Check:	118221			(\$41,414.10)	\$41,414.10
119165	2024-07-31	ACCO ENGINEERED SYSTEMS	Inv# 20565251	Jul24 HVAC maintenance	\$8,423.00		
		Total for Check:	119165			\$8,423.00	\$10,961.31
119166	2024-07-31	AECOM TECHNICAL SERVICES, INC.	Inv# 2000906725	4/27-6/28 North Basin RI & FS	\$1,266.13		
		Total for Check:	119166			\$1,266.13	\$13,043.90
119167	2024-07-31	AFFORDABLE INTERIOR SYSTEMS, INC.	Inv# 1007865	CUBICLE PARTS	\$18,912.04		
119167	2024-07-31	AFFORDABLE INTERIOR SYSTEMS, INC.	Inv# 1007916	CUBICLE PARTS	\$2,287.11		
		Total for Check:	119167			\$21,199.15	\$21,199.15
119168	2024-07-31	AGILENT TECHNOLOGIES, INC.	Inv# 128137775	Supplies	\$186.83		
119168	2024-07-31	AGILENT TECHNOLOGIES, INC.	Inv# 128137775	Shipping and Handling	\$8.70		
119168	2024-07-31	AGILENT TECHNOLOGIES, INC.	Inv# 128155736	Supplies	\$11.81		
119168	2024-07-31	AGILENT TECHNOLOGIES, INC.	Inv# 128155736	Shipping and Handling	\$8.70		
119168	2024-07-31	AGILENT TECHNOLOGIES, INC.	Inv# 128155737	Supplies	\$1,407.23		
119168	2024-07-31	AGILENT TECHNOLOGIES, INC.	Inv# 128155737	Shipping and Handling	\$8.70		
		Total for Check:	119168			\$1,631.97	\$10,718.01
119169	2024-07-31	AIR SITES 2000 LLC	Inv# 19627	Site lease for repeater and an	\$450.00		
		Total for Check:	119169			\$450.00	\$450.00
119170	2024-07-31	AKESO OCCUPATIONAL HEALTH	Inv# EM005574	DOT PHYSICALS BPO	\$1,055.00		
		Total for Check:	119170			\$1,055.00	\$1,185.00
119171	2024-07-31	ALLIANT INSURANCE SERVICES INC	Inv# 2544220	INSURANCE BROKER BPO	\$6,249.99		
		Total for Check:	119171			\$6,249.99	\$6,249.99
119172	2024-07-31	AMAZON CAPITAL SERVICES, INC	Inv# 1DL1-LGVR-HN41	Replacement boat propeller	\$150.86		
119172	2024-07-31	AMAZON CAPITAL SERVICES, INC	Inv# 1NCL-9Y6L-JCGC		\$260.16		
		Total for Check:	119172			\$411.02	\$4,120.43
119173	2024-07-31	AMAZON WEB SERVICES INC	Inv# 1759770977	R&D CLOUD ACCOUNT	\$106.04		
		Total for Check:	119173			\$106.04	\$106.04
119174	2024-07-31	AMERICAN WATER CHEMICAL, INC	Inv# 52236381	7/2 40520 lb antiscalant	\$49,434.40		
		Total for Check:	119174			\$49,434.40	\$144,951.55

Orange County Water District

Check Register

Begin Date: 2024-07-25

End Date: 2024-07-31

Page: 2

Accounts Payable Check Register Presented for Board Ratification and/or Approval

Check No.	Date	Vendor Name	Invoice #	Purpose	Invoice Amount	Check Amount	FYTD
119175	2024-07-31	ANAHEIM ELEMENTARY SCHOOL DISTRICT	Inv# 120M23-24		\$529.10		
119175	2024-07-31	ANAHEIM ELEMENTARY SCHOOL DISTRICT	Inv# 123M23-24		\$348.08		
119175	2024-07-31	ANAHEIM ELEMENTARY SCHOOL DISTRICT	Inv# 129M23-24		\$602.06		
Total for Check: 119175						\$1,479.24	\$1,479.24
119177	2024-07-31	ANAHEIM, CITY OF	Inv# 0110196000_20240718	06/14/2024 to 07/16/2024	\$26.62		
119177	2024-07-31	ANAHEIM, CITY OF	Inv# 0110198000_20240718	06/14/2024 to 07/16/2024	\$214.81		
119177	2024-07-31	ANAHEIM, CITY OF	Inv# 0110199000_20240718	06/14/2024 to 07/16/2024	\$31,339.05		
119177	2024-07-31	ANAHEIM, CITY OF	Inv# 0110452300_20240719	06/13/2024 to 07/16/2024	\$406.22		
119177	2024-07-31	ANAHEIM, CITY OF	Inv# 0110561300_20240719	06/14/2024 to 07/16/2024	\$68.12		
119177	2024-07-31	ANAHEIM, CITY OF	Inv# 0110562000_20240719	06/17/2024 to 07/17/2024	\$11,895.02		
119177	2024-07-31	ANAHEIM, CITY OF	Inv# 0111128000_20240719	06/17/2024 to 07/17/2024	\$401.21		
119177	2024-07-31	ANAHEIM, CITY OF	Inv# 0118602000_20240719	06/17/2024 to 07/17/2024	\$24.96		
119177	2024-07-31	ANAHEIM, CITY OF	Inv# 0137310300_20240719	06/14/2024 to 07/16/2024	\$36.51		
119177	2024-07-31	ANAHEIM, CITY OF	Inv# 0140776000_20240719	06/17/2024 to 07/17/2024	\$87.32		
119177	2024-07-31	ANAHEIM, CITY OF	Inv# 0145085300_20240719	06/13/2024 to 07/16/2024	\$80.80		
119177	2024-07-31	ANAHEIM, CITY OF	Inv# 0145086300_20240719	06/13/2024 to 07/16/2024	\$30.20		
119177	2024-07-31	ANAHEIM, CITY OF	Inv# 0147092000_20240719	06/17/2024 to 07/17/2024	\$123.18		
Total for Check: 119177						\$44,734.02	\$63,222.49
119178	2024-07-31	AON RISK INSURANCE SERVICES WEST, INC.	Inv# 8200000363345	FY24-25 Excess Liability	\$25,795.00		
119178	2024-07-31	AON RISK INSURANCE SERVICES WEST, INC.	Inv# 8200000363350	FY24-25 General Liability	\$69,332.90		
Total for Check: 119178						\$95,127.90	\$95,127.90
119179	2024-07-31	APPLIED MEMBRANES INC.	Inv# 658724	Generated by reorder 4/24/24 1	\$321.75		
119179	2024-07-31	APPLIED MEMBRANES INC.	Inv# 658724	Freight	\$24.93		
Total for Check: 119179						\$346.68	\$346.68
119180	2024-07-31	AT & T	Inv# 714 974-3616_20240711	06/27/2024 to 07/26/2024	\$86.61		
Total for Check: 119180						\$86.61	\$234.91
119181	2024-07-31	B & M LAWN & GARDEN CENTER	Inv# 645172	OPEN BPO FOR PRADO 517347	\$54.46		
119181	2024-07-31	B & M LAWN & GARDEN CENTER	Inv# 645172		\$54.00		

Orange County Water District

Check Register

Begin Date: 2024-07-25

End Date: 2024-07-31

Page: 3

Accounts Payable Check Register Presented for Board Ratification and/or Approval

Check No.	Date	Vendor Name	Invoice #	Purpose	Invoice Amount	Check Amount	FYTD
119181	2024-07-31	B & M LAWN & GARDEN CENTER	Inv# 645178	OPEN BPO FOR PRADO 517347	\$43.33		
		Total for Check:	119181			\$151.79	\$1,148.73
119182	2024-07-31	BATTERY SYSTEMS	Inv# 4034818	BPO BATTERIES	\$158.08		
119182	2024-07-31	BATTERY SYSTEMS	Inv# 4034818	Battery fee	\$2.00		
		Total for Check:	119182			\$160.08	\$962.42
119183	2024-07-31	BERCH, DANI	Inv# DEC 2023-JUN 2024 STIPEND	12/1/23-6/30/24	\$280.00		
			Stipends				
		Total for Check:	119183			\$280.00	\$280.00
119184	2024-07-31	BERYL TECHNOLOGIES LLC	Inv# BT-B1246242		\$4,848.75		
		Total for Check:	119184			\$4,848.75	\$4,848.75
119185	2024-07-31	BRENNTAG PACIFIC INC.	Inv# BPI447484	7/10 11.4878 ton caustic soda	\$8,445.26		
119185	2024-07-31	BRENNTAG PACIFIC INC.	Inv# BPI447484	discount	(\$168.91)		
119185	2024-07-31	BRENNTAG PACIFIC INC.	Inv# BPI447868	7/25 21.86 ton H.Peroxide	\$10,930.00		
119185	2024-07-31	BRENNTAG PACIFIC INC.	Inv# BPI447868	discount	(\$218.60)		
119185	2024-07-31	BRENNTAG PACIFIC INC.	Inv# BPI447869	7/25 22.87 ton citric acid	\$30,193.54		
119185	2024-07-31	BRENNTAG PACIFIC INC.	Inv# BPI447869	discount	(\$603.87)		
		Total for Check:	119185			\$48,577.42	\$168,739.11
119186	2024-07-31	BURLINGTON SAFETY LABORATORY, INC.	Inv# 94894	Blk Rub Insulating Gloves JHAM	\$276.33		
119186	2024-07-31	BURLINGTON SAFETY LABORATORY, INC.	Inv# 94894	Blk Rub Insulating Gloves JHAM	\$113.87		
119186	2024-07-31	BURLINGTON SAFETY LABORATORY, INC.	Inv# 94894	Freight	\$15.00		
119186	2024-07-31	BURLINGTON SAFETY LABORATORY, INC.	Inv# 94894	discount	(\$3.59)		
		Total for Check:	119186			\$401.61	\$962.15
119187	2024-07-31	Bouyounes, Pauline	Inv# JAN-MAY 2024 TRAVELS		\$196.99		
		Total for Check:	119187			\$196.99	\$196.99
119188	2024-07-31	CAL DESAL	Inv# 2024745	FY 24-25 MEMB DUES	\$5,000.00		
		Total for Check:	119188			\$5,000.00	\$5,000.00
119189	2024-07-31	CALTROL INC.	Inv# CD99205864		\$77.18		
		Total for Check:	119189			\$77.18	\$26,936.25
119190	2024-07-31	CDM SMITH, INC.	Inv# 90209430	2/14-6/30 PFAS EOCWD wo#1	\$29,647.00		
119190	2024-07-31	CDM SMITH, INC.	Inv# 90209446	3/14-6/30 PFAS IRWD wo#3	\$23,351.80		

Orange County Water District

Check Register

Begin Date: 2024-07-25

End Date: 2024-07-31

Page: 4

Accounts Payable Check Register Presented for Board Ratification and/or Approval

Check No.	Date	Vendor Name	Invoice #	Purpose	Invoice Amount	Check Amount	FYTD
119190	2024-07-31	CDM SMITH, INC.	Inv# 90209446	3/14-6/30 PFAS IRWD wo#3	\$3,513.50		
		Total for Check:	119190			\$56,512.30	\$56,512.30
119191	2024-07-31	CITY OF ANAHEIM	Inv# FEP-0000592_2024		\$2,713.00		
		Total for Check:	119191			\$2,713.00	\$2,713.00
119192	2024-07-31	CMC	Inv# ORD-2326	Rope Rescue Class - CMC Rescue	\$10,512.00		
		Total for Check:	119192			\$10,512.00	\$10,512.00
119193	2024-07-31	CONSOLIDATED OFFICE SYSTEMS	Inv# 31285	Operations Workstations	\$4,630.00		
119193	2024-07-31	CONSOLIDATED OFFICE SYSTEMS	Inv# 31285	Operations Workstations	\$1,005.94		
119193	2024-07-31	CONSOLIDATED OFFICE SYSTEMS	Inv# 31285	Freight	\$650.00		
		Total for Check:	119193			\$6,285.94	\$6,285.94
119194	2024-07-31	COUNTY OF ORANGE	Inv# E01-706.1 AUG2024	SAR Prcl E01-706.1	\$2,420.25		
		Total for Check:	119194			\$2,420.25	\$4,840.50
119195	2024-07-31	CPI INTERNATIONAL	Inv# 20065756	Supplies	\$835.20		
119195	2024-07-31	CPI INTERNATIONAL	Inv# 20065756	Supplies	\$364.31		
119195	2024-07-31	CPI INTERNATIONAL	Inv# 20065756	Discount	(\$22.06)		
		Total for Check:	119195			\$1,177.45	\$2,146.74
119196	2024-07-31	CWEA	Inv# MEMB RENEWAL B. MANNING		\$239.00		
		Total for Check:	119196			\$239.00	\$1,039.00
119197	2024-07-31	DEVAUL PAINT COMPANY	Inv# 00107091	PAINT SUPPLIES	\$235.67		
		Total for Check:	119197			\$235.67	\$2,791.58
119198	2024-07-31	DIAMOND ENVIRONMENTAL SERVICES	Inv# 0005535968	PORTA POTTY	\$246.55		
119198	2024-07-31	DIAMOND ENVIRONMENTAL SERVICES	Inv# 0005535968	PORTA POTTY	\$90.86		
		Total for Check:	119198			\$337.41	\$674.82
119199	2024-07-31	Dosier , Stephanie	Inv# JAN 10-JUL 9, 2024 STIPEN	1/10-7/9/24 stipends	\$240.00		
		Total for Check:	119199			\$240.00	\$240.00
119200	2024-07-31	EDELSTEIN GILBERT ROBSON AND SMITH	Inv# 1837	Jun24 legis.support/SACTO	\$8,000.00		
		Total for Check:	119200			\$8,000.00	\$8,000.00
119201	2024-07-31	ENGINEERING ANALYTICS, INC	Inv# 24-0577	Thru 6/28 South Basin FS	\$270.38		
		Total for Check:	119201			\$270.38	\$432.61
119202	2024-07-31	ENS RESOURCES, INC.	Inv# 3614	Jun24 legis.support/D.C.	\$8,000.00		
		Total for Check:	119202			\$8,000.00	\$8,000.00

Orange County Water District

Check Register

Begin Date: 2024-07-25

End Date: 2024-07-31

Page: 5

Accounts Payable Check Register Presented for Board Ratification and/or Approval

Check No.	Date	Vendor Name	Invoice #	Purpose	Invoice Amount	Check Amount	FYTD
119203	2024-07-31	FACTORY MOTOR PARTS	Inv# 101-485587	BPO AUTO PARTS	\$20.55		
119203	2024-07-31	FACTORY MOTOR PARTS	Inv# 164-343865	BPO AUTO PARTS	\$102.33		
119203	2024-07-31	FACTORY MOTOR PARTS	Inv# 164-343865	Battery Fee	\$2.00		
119203	2024-07-31	FACTORY MOTOR PARTS	Inv# 164-343866	BPO AUTO PARTS	\$138.33		
Total for Check:		119203				\$263.21	\$466.73
119204	2024-07-31	FEDERAL EXPRESS CORPORATION	Inv# 8-571-04907	Package Delivery	\$56.06		
Total for Check:		119204				\$56.06	\$1,581.48
119205	2024-07-31	FISHER SCIENTIFIC CO.	Inv# 1460866		\$135.25		
119205	2024-07-31	FISHER SCIENTIFIC CO.	Inv# 3222726		\$228.38		
119205	2024-07-31	FISHER SCIENTIFIC CO.	Inv# 3256492		\$41.81		
119205	2024-07-31	FISHER SCIENTIFIC CO.	Inv# 3288350	Supplies	\$1,854.67		
119205	2024-07-31	FISHER SCIENTIFIC CO.	Inv# 3288350		\$6.95		
Total for Check:		119205				\$2,267.06	\$19,000.75
119206	2024-07-31	FRUIT GROWERS LABORATORY INC	Inv# 409649A	BPO RADIOACTIVITY ANAYLSIS	\$103.00		
Total for Check:		119206				\$103.00	\$1,653.00
119207	2024-07-31	FULLERTON SCHOOL DISTRICT	Inv# 28322		\$814.80		
Total for Check:		119207				\$814.80	\$814.80
119208	2024-07-31	GEIGER	Inv# 5591817	OCWD LIP BALM	\$293.63		
119208	2024-07-31	GEIGER	Inv# 5591817	OCWD LIP BALM	\$81.56		
119208	2024-07-31	GEIGER	Inv# 5591817		(\$4.16)		
119208	2024-07-31	GEIGER	Inv# 5591817		\$40.79		
Total for Check:		119208				\$411.82	\$24,759.52
119209	2024-07-31	GRAINGER INC.	Inv# 9169059277	BPO INDUSTRIAL SUPPLIES	\$62.78		
119209	2024-07-31	GRAINGER INC.	Inv# 9170226121	BPO INDUSTRIAL SUPPLIES	\$724.73		
119209	2024-07-31	GRAINGER INC.	Inv# 9170226139	SAFETY GEAR	\$263.42		
119209	2024-07-31	GRAINGER INC.	Inv# 9170413174		\$196.14		
119209	2024-07-31	GRAINGER INC.	Inv# 9170413174		\$174.44		
119209	2024-07-31	GRAINGER INC.	Inv# 9170413174		\$121.06		
119209	2024-07-31	GRAINGER INC.	Inv# 9170926035	BPO INDUSTRIAL SUPPLIES	\$33.94		
119209	2024-07-31	GRAINGER INC.	Inv# 9172473085	BPO INDUSTRIAL SUPPLIES	\$67.01		
119209	2024-07-31	GRAINGER INC.	Inv# 9172749179	BPO INDUSTRIAL SUPPLIES	\$41.00		

Orange County Water District

Check Register

Begin Date: 2024-07-25

End Date: 2024-07-31

Page: 6

Accounts Payable Check Register Presented for Board Ratification and/or Approval

Check No.	Date	Vendor Name	Invoice #	Purpose	Invoice Amount	Check Amount	FYTD
Total for Check:		119209				\$1,684.52	\$16,362.90
119210	2024-07-31	GRAYBAR ELECTRIC COMPANY, INC.	Inv# 9338168183	RAB Elec. Lighting Fixtur JHAM	\$5,133.00		
119210	2024-07-31	GRAYBAR ELECTRIC COMPANY, INC.	Inv# 9338168183		(\$47.20)		
Total for Check:		119210				\$5,085.80	\$6,861.50
119211	2024-07-31	HACH COMPANY	Inv# 14095608	Equipment service agreement	\$4,662.00		
Total for Check:		119211				\$4,662.00	\$5,956.13
119212	2024-07-31	HOME DEPOT CREDIT SERVICES	Inv# 3013467	BPO INDUSTRIAL SUPPLIES	\$51.72		
119212	2024-07-31	HOME DEPOT CREDIT SERVICES	Inv# 3022953	BPO INDUSTRIAL SUPPLIES	\$62.28		
119212	2024-07-31	HOME DEPOT CREDIT SERVICES	Inv# 3180411		(\$12.02)		
119212	2024-07-31	HOME DEPOT CREDIT SERVICES	Inv# 4512981	BPO INDUSTRIAL SUPPLIES	\$35.47		
119212	2024-07-31	HOME DEPOT CREDIT SERVICES	Inv# 8552449	BPO INDUSTRIAL SUPPLIES	\$51.24		
119212	2024-07-31	HOME DEPOT CREDIT SERVICES	Inv# 9514650	BPO INDUSTRIAL SUPPLIES	\$58.67		
119212	2024-07-31	HOME DEPOT CREDIT SERVICES	Inv# 9611231	BPO INDUSTRIAL SUPPLIES	\$81.35		
Total for Check:		119212				\$328.71	\$4,031.81
119213	2024-07-31	HUB INTERNATIONAL INSURANCE SERVICES	Inv# 3733728	8/13/24-8/13/27	\$3,375.00		
Total for Check:		119213				\$3,375.00	\$3,375.00
119214	2024-07-31	INNOVAPREP LLC	Inv# 18766		\$828.00		
119214	2024-07-31	INNOVAPREP LLC	Inv# 18766		\$32.05		
Total for Check:		119214				\$860.05	\$1,718.05
119215	2024-07-31	INTEGRATED MEDIA SYSTEMS	Inv# 47259	MEDIA SERVICES	\$832.50		
Total for Check:		119215				\$832.50	\$1,776.70
119217	2024-07-31	IRVINE PIPE & SUPPLY CO	Inv# S118315542.001	Generated by reorder 6/10/24 9	\$1,086.37		
119217	2024-07-31	IRVINE PIPE & SUPPLY CO	Inv# S118315542.001		\$27.19		
119217	2024-07-31	IRVINE PIPE & SUPPLY CO	Inv# S118464782.001	Generated by reorder 6/27/24 8	\$3,380.28		
119217	2024-07-31	IRVINE PIPE & SUPPLY CO	Inv# S118464782.001	Generated by reorder 6/27/24 8	\$3,015.53		
119217	2024-07-31	IRVINE PIPE & SUPPLY CO	Inv# S118464782.001	Generated by reorder 6/27/24 8	\$479.58		
119217	2024-07-31	IRVINE PIPE & SUPPLY CO	Inv# S118464782.001	S&H	\$38.06		
119217	2024-07-31	IRVINE PIPE & SUPPLY CO	Inv# S118464782.001	Discount	(\$126.44)		
119217	2024-07-31	IRVINE PIPE & SUPPLY CO	Inv# S118567718.001	BPO PIPE SUPPLIES	\$235.32		
119217	2024-07-31	IRVINE PIPE & SUPPLY CO	Inv# S118581094.001	BPO PIPE SUPPLIES	\$86.71		

Orange County Water District

Check Register

Begin Date: 2024-07-25

End Date: 2024-07-31

Page: 7

Accounts Payable Check Register Presented for Board Ratification and/or Approval

Check No.	Date	Vendor Name	Invoice #	Purpose	Invoice Amount	Check Amount	FYTD
119217	2024-07-31	IRVINE PIPE & SUPPLY CO	Inv# S118581094.001		(\$1.59)		
119217	2024-07-31	IRVINE PIPE & SUPPLY CO	Inv# S118567718.001	Discount	(\$4.31)		
Total for Check:		119217				\$8,216.70	\$12,503.49
119218	2024-07-31	Jahaziel Esparza	Inv# NOV 18-JUL 17, 2024 STIPE phone stipend	11/18/23-7/17/24	\$320.20		
Total for Check:		119218				\$320.20	\$320.20
119219	2024-07-31	Kira Erquiaga	Inv# NOV 27-JUL 26 STIPENDS phone stipend	11/27/23-7/26/24	\$320.00		
Total for Check:		119219				\$320.00	\$320.00
119220	2024-07-31	L.A. COUNTY DEPT. PUBLIC WORKS	Inv# SA240000415		\$572,000.00		
Total for Check:		119220				\$572,000.00	\$572,000.00
119221	2024-07-31	LIEBERT CASSIDY WHITMORE	Inv# 271250	Jun24 OCEA negotiation	\$212.50		
Total for Check:		119221				\$212.50	\$212.50
119222	2024-07-31	LIFE TECHNOLOGIES CORP	Inv# 85424735	lab supplies	\$408.90		
119222	2024-07-31	LIFE TECHNOLOGIES CORP	Inv# 85424735	Handling	\$61.99		
Total for Check:		119222				\$470.89	\$470.89
119223	2024-07-31	MCFADDEN-DALE HARDWARE CO.	Inv# 5516575	BPO INDUSTRIAL SUPPLIES	\$23.60		
119223	2024-07-31	MCFADDEN-DALE HARDWARE CO.	Inv# 5516575	Discount	(\$0.66)		
119223	2024-07-31	MCFADDEN-DALE HARDWARE CO.	Inv# 551671/5	BPO INDUSTRIAL SUPPLIES	\$2.64		
119223	2024-07-31	MCFADDEN-DALE HARDWARE CO.	Inv# 551671/5	Discount	(\$0.07)		
119223	2024-07-31	MCFADDEN-DALE HARDWARE CO.	Inv# 551963/5	BPO INDUSTRIAL SUPPLIES	\$34.70		
119223	2024-07-31	MCFADDEN-DALE HARDWARE CO.	Inv# 551963/5		(\$0.97)		
119223	2024-07-31	MCFADDEN-DALE HARDWARE CO.	Inv# 6370611	BPO INDUSTRIAL SUPPLIES	\$19.79		
119223	2024-07-31	MCFADDEN-DALE HARDWARE CO.	Inv# 6370611	Discount	(\$0.55)		
Total for Check:		119223				\$78.48	\$1,173.79
119224	2024-07-31	MCMaster-CARR SUPPLY COMPANY	Inv# 30441690	BPO INDUSTRIAL SUPPLIES	\$83.24		
119224	2024-07-31	MCMaster-CARR SUPPLY COMPANY	Inv# 30441690		\$8.90		
119224	2024-07-31	MCMaster-CARR SUPPLY COMPANY	Inv# 30441690		(\$1.66)		
Total for Check:		119224				\$90.48	\$1,197.00
119225	2024-07-31	MENDOCINO FARMS LLC	Inv# 631474	BPO CATERING SERVICE	\$249.98		

Orange County Water District

Check Register

Begin Date: 2024-07-25

End Date: 2024-07-31

Page: 8

Accounts Payable Check Register Presented for Board Ratification and/or Approval

Check No.	Date	Vendor Name	Invoice #	Purpose	Invoice Amount	Check Amount	FYTD
119225	2024-07-31	MENDOCINO FARMS LLC	Inv# 631474	Delivery Fee	\$29.09		
		Total for Check:	119225			\$279.07	\$279.07
119226	2024-07-31	Mansell, Derrick	Inv# JAN 24 THRU JUL 23 STIPEN	1/24-7/23/24	\$240.00		
			stipends				
		Total for Check:	119226			\$240.00	\$240.00
119227	2024-07-31	NAPA AUTO PARTS	Inv# 128347/128588	T-74 wood chipper truck brake	\$633.22		
		Total for Check:	119227			\$633.22	\$1,443.87
119228	2024-07-31	NAPA/ORANGE COUNTY AUTO PARTS	Inv# 718321	BPO AUTO PARTS	\$21.74		
119228	2024-07-31	NAPA/ORANGE COUNTY AUTO PARTS	Inv# 718321		(\$0.44)		
119228	2024-07-31	NAPA/ORANGE COUNTY AUTO PARTS	Inv# 719184	BPO AUTO PARTS	\$69.57		
119228	2024-07-31	NAPA/ORANGE COUNTY AUTO PARTS	Inv# 719184		(\$1.39)		
		Total for Check:	119228			\$89.48	\$290.49
119229	2024-07-31	NORTHWEST MOSQUITO AND VECTOR	Inv# 1679	BPO FOR MOSQUITO CONTROL	\$171.99		
		Total for Check:	119229			\$171.99	\$171.99
119230	2024-07-31	NWRI	Inv# 2024-1036	MidBsn Modeling Subpanel	\$11,036.50		
		Total for Check:	119230			\$11,036.50	\$61,036.50
119231	2024-07-31	Nguyen, Viethuong T.	Inv# INTERNET REIMB JULY24	Internet Reimb July24	\$79.99		
			VTN				
119231	2024-07-31	Nguyen, Viethuong T.	Inv# INTERNET REIMB JUN24	Internet Reimb Jun24	\$79.99		
			VTN				
		Total for Check:	119231			\$159.98	\$159.98
119232	2024-07-31	ONESOURCE DISTRIBUTORS INC.	Inv# S007524621.001	BPO ELECTRICAL SUPPLIES	\$68.73		
119232	2024-07-31	ONESOURCE DISTRIBUTORS INC.	Inv# S007548106.001	BPO ELECTRICAL SUPPLIES	\$78.16		
119232	2024-07-31	ONESOURCE DISTRIBUTORS INC.	Inv# S007548106.001	Discount	(\$0.72)		
119232	2024-07-31	ONESOURCE DISTRIBUTORS INC.	Inv# S007524621.001	Discount	(\$0.63)		
		Total for Check:	119232			\$145.54	\$2,921.69
119233	2024-07-31	ORANGE COUNTY CONSERVATION CORPS	Inv# 07022024-OCWDADOPT	Jun24 graffiti-trash	\$2,798.33		
			removal				
		Total for Check:	119233			\$2,798.33	\$5,596.66
119234	2024-07-31	PACE ANALYTICAL	Inv# 2427B499655	SAMPLE ANALYSIS FOR METHOD	\$300.00		
			508				

Orange County Water District

Check Register

Begin Date: 2024-07-25

End Date: 2024-07-31

Page: 9

Accounts Payable Check Register Presented for Board Ratification and/or Approval

Check No.	Date	Vendor Name	Invoice #	Purpose	Invoice Amount	Check Amount	FYTD
Total for Check:		119234				\$300.00	\$300.00
119235	2024-07-31	PACWEST SECURITY SERVICES	Inv# OC37634	Jul24 security service	\$36,435.93		
119235	2024-07-31	PACWEST SECURITY SERVICES	Inv# OC37634	Jul24 security service	\$2,607.64		
Total for Check:		119235				\$39,043.57	\$39,103.77
119236	2024-07-31	PENDERGRAFT, REX	Inv# AUGUST 2024	Retiree Cash Medical Aug24	\$412.45		
Total for Check:		119236				\$412.45	\$824.90
119237	2024-07-31	PERFORMANCE PIPELINE TECHNOLOGIES	Inv# 3401	Clean and Remove Debris from G	\$4,860.00		
119237	2024-07-31	PERFORMANCE PIPELINE TECHNOLOGIES	Inv# 3401	Clean and Remove Debris from G	\$4,320.00		
119237	2024-07-31	PERFORMANCE PIPELINE TECHNOLOGIES	Inv# 3401	Clean and Remove Debris from G	\$2,835.00		
119237	2024-07-31	PERFORMANCE PIPELINE TECHNOLOGIES	Inv# 3401	Clean and Remove Debris from G	\$2,520.00		
119237	2024-07-31	PERFORMANCE PIPELINE TECHNOLOGIES	Inv# 3511	Cleaning of Lime Saturator Lin	\$2,835.00		
119237	2024-07-31	PERFORMANCE PIPELINE TECHNOLOGIES	Inv# 3511	Cleaning of Lime Saturator Lin	\$2,700.00		
119237	2024-07-31	PERFORMANCE PIPELINE TECHNOLOGIES	Inv# 3511	Cleaning of Lime Saturator Lin	\$2,677.50		
119237	2024-07-31	PERFORMANCE PIPELINE TECHNOLOGIES	Inv# 3511	Cleaning of Lime Saturator Lin	\$2,550.00		
Total for Check:		119237				\$25,297.50	\$25,297.50
119238	2024-07-31	PIKE, DONNA R	Inv# 4/10-7/11/24	Petty Cash FHQ	\$430.48		
Total for Check:		119238				\$430.48	\$430.48
119239	2024-07-31	PRUDENTIAL GROUP INSURANCE	Inv# C#00694,B#252925 JULY2024 July24	Life Insurance	\$37,420.37		
Total for Check:		119239				\$37,420.37	\$37,420.37
119240	2024-07-31	Patel, Mehul	Inv# JULY 24-25, 2024 TRAVEL AMTA/SWMOA	7/24-25 SACTO	\$143.87		
Total for Check:		119240				\$143.87	\$143.87
119241	2024-07-31	Pham, Christine	Inv# JUL 2023-JUN 2024 STIPEND 2024 stipe	July 2023 thru June	\$240.00		
Total for Check:		119241				\$240.00	\$240.00
119242	2024-07-31	QDOXS	Inv# IN60669	COPIER MAINTENANCE	\$557.64		
Total for Check:		119242				\$557.64	\$923.39

Orange County Water District

Check Register

Begin Date: 2024-07-25

End Date: 2024-07-31

Page: 10

Accounts Payable Check Register Presented for Board Ratification and/or Approval

Check No.	Date	Vendor Name	Invoice #	Purpose	Invoice Amount	Check Amount	FYTD
119243	2024-07-31	POWERPLAN OIB	Inv# P7131535	Generated by reorder 6/5/24 10	\$142.45		
119243	2024-07-31	POWERPLAN OIB	Inv# P7131535	Generated by reorder 6/5/24 10	\$118.09		
119243	2024-07-31	POWERPLAN OIB	Inv# P7131535	Generated by reorder 6/5/24 10	\$69.11		
119243	2024-07-31	POWERPLAN OIB	Inv# P7131535	Generated by reorder 6/5/24 10	\$45.70		
119243	2024-07-31	POWERPLAN OIB	Inv# P7131535	Generated by reorder 6/5/24 10	\$38.31		
119243	2024-07-31	POWERPLAN OIB	Inv# P7131535	Shipping/Handling	\$36.61		
119243	2024-07-31	POWERPLAN OIB	Inv# P7131535	Generated by reorder 6/5/24 10	\$23.41		
Total for Check: 119243						\$473.68	\$473.68
119244	2024-07-31	RED WING SHOE CO. INC.	Inv# 313-1-42137	BPO WORK BOOTS	\$173.99		
119244	2024-07-31	RED WING SHOE CO. INC.	Inv# 816-1-144608	BPO WORK BOOTS	\$200.00		
119244	2024-07-31	RED WING SHOE CO. INC.	Inv# 856-1-67469	BPO WORK BOOTS	\$40.00		
119244	2024-07-31	RED WING SHOE CO. INC.	Inv# 856-1-67656	BPO WORK BOOTS	\$200.00		
119244	2024-07-31	RED WING SHOE CO. INC.	Inv# 856-1-67469	BPO WORK BOOTS	\$160.00		
Total for Check: 119244						\$773.99	\$1,173.99
119245	2024-07-31	RICOH USA INC	Inv# 5069805993	OPEN BPO FOR PRADO COPIES	\$132.55		
Total for Check: 119245						\$132.55	\$169.53
119246	2024-07-31	SANTA ANA WATERSHED ASSOCIATION	Inv# 2024-73	1594	\$4,455.46		
Total for Check: 119246						\$4,455.46	\$8,910.95
119247	2024-07-31	SANTA ANA WATERSHED PROJECT AUTHORITY	Inv# 2025-03	SWAPA MEMBER DIS FEES FY 24-25	\$452,282.00		
Total for Check: 119247						\$452,282.00	\$452,282.00
119248	2024-07-31	SANTA ANA, CITY OF	Inv# 5-3995.300_20240718	05/08/2024 to 07/11/2024	\$410.35		
Total for Check: 119248						\$410.35	\$410.35
119249	2024-07-31	SEPARATION PROCESSES, INC.	Inv# 11188	Jun24 Ops support	\$14,715.00		
Total for Check: 119249						\$14,715.00	\$23,830.00
119250	2024-07-31	SOLTIS AND COMPANY, INC.	Inv# 8783	1258	\$4,503.58		
119250	2024-07-31	SOLTIS AND COMPANY, INC.	Inv# 8784	1314	\$3,000.00		
119250	2024-07-31	SOLTIS AND COMPANY, INC.	Inv# SD1530	IRRIGATION REPAIRS AT WARNER	\$790.00		
Total for Check: 119250						\$8,293.58	\$12,941.08
119251	2024-07-31	SOUTHERN CALIFORNIA EDISON CO.	Inv# 700546365072_20240604		\$44,387.09		
119251	2024-07-31	SOUTHERN CALIFORNIA EDISON CO.	Inv# 700546365072_20240607		(\$728.76)		

Orange County Water District

Check Register

Begin Date: 2024-07-25

End Date: 2024-07-31

Page: 11

Accounts Payable Check Register Presented for Board Ratification and/or Approval

Check No.	Date	Vendor Name	Invoice #	Purpose	Invoice Amount	Check Amount	FYTD
119251	2024-07-31	SOUTHERN CALIFORNIA EDISON CO.	Inv# 700546365072_20240620		\$643.59		
119251	2024-07-31	SOUTHERN CALIFORNIA EDISON CO.	Inv# 700546365072_20240702		\$67,318.38		
119251	2024-07-31	SOUTHERN CALIFORNIA EDISON CO.	Inv# 700546365072_20240705		\$48.80		
Total for Check:		119251				\$111,669.10	\$741,649.24
119252	2024-07-31	CHARTER COMMUNICATIONS	Inv# 0043285071324	06/22/2024 - 07/21/2022	\$3,474.26		
Total for Check:		119252				\$3,474.26	\$3,474.26
119253	2024-07-31	STANTEC CONSULTING INC. (SCI)	Inv# 2255728	Thru 5/31 PFAS S.Ana 38 wo#1	\$34,954.00		
Total for Check:		119253				\$34,954.00	\$81,779.05
119254	2024-07-31	STAPLES ADVANTAGE	Inv# 6006246148	Supplies	\$87.85		
119254	2024-07-31	STAPLES ADVANTAGE	Inv# 6006246150	Supplies	\$28.48		
119254	2024-07-31	STAPLES ADVANTAGE	Inv# 6006246150	Supplies	\$20.76		
119254	2024-07-31	STAPLES ADVANTAGE	Inv# 6006246150	Supplies	\$16.85		
119254	2024-07-31	STAPLES ADVANTAGE	Inv# 6006298031	Supplies	\$17.36		
119254	2024-07-31	STAPLES ADVANTAGE	Inv# 6006298031	Supplies	\$12.49		
119254	2024-07-31	STAPLES ADVANTAGE	Inv# 6006298031	Supplies	\$5.44		
Total for Check:		119254				\$189.23	\$1,500.73
119255	2024-07-31	SUPERIOR SWEEPING LTD.	Inv# 377-0724	BPO STREET SWEEPING	\$450.00		
Total for Check:		119255				\$450.00	\$922.00
119256	2024-07-31	T.E ROBERTS, INC.	Inv# 5440	9/15/21 wo#2 GGM-2 repair	\$4,064.50		
Total for Check:		119256				\$4,064.50	\$75,327.98
119257	2024-07-31	TOM'S TRUCK CENTER, INC	Inv# 1333471	BPO FORD PARTS	\$46.76		
119257	2024-07-31	TOM'S TRUCK CENTER, INC	Inv# 1333471	freight	\$27.00		
119257	2024-07-31	TOM'S TRUCK CENTER, INC	Inv# 1340777	BPO FORD PARTS	\$394.27		
119257	2024-07-31	TOM'S TRUCK CENTER, INC	Inv# 1340777	Freight	\$27.00		
Total for Check:		119257				\$495.03	\$948.82
119258	2024-07-31	TROPICAL PLAZA NURSERY, INC.	Inv# 2816	1255	\$4,321.83		
Total for Check:		119258				\$4,321.83	\$4,321.83
119259	2024-07-31	TUSTIN, CITY OF	Inv# PROP 84 SARRCUP INV 24 26		\$41,414.10		
Total for Check:		119259				\$41,414.10	\$41,414.10
119260	2024-07-31	U-LINE	Inv# 180148497	SAMPLING SUPPLIES	\$87.00		

Orange County Water District

Check Register

Begin Date: 2024-07-25

End Date: 2024-07-31

Page: 12

Accounts Payable Check Register Presented for Board Ratification and/or Approval

Check No.	Date	Vendor Name	Invoice #	Purpose	Invoice Amount	Check Amount	FYTD
119260	2024-07-31	U-LINE	Inv# 180148497	SAMPLING SUPPLIES	\$75.04		
119260	2024-07-31	U-LINE	Inv# 180148497	Freight	\$61.09		
119260	2024-07-31	U-LINE	Inv# 180148497	Handling	\$1.63		
119260	2024-07-31	U-LINE	Inv# 180148497	SAMPLING SUPPLIES	\$101.14		
119260	2024-07-31	U-LINE	Inv# 180148497	SAMPLING SUPPLIES	\$365.40		
Total for Check: 119260						\$691.30	\$1,279.28
119261	2024-07-31	UC REGENTS	Inv# 26099	1575	\$35,791.00		
119261	2024-07-31	UC REGENTS	Inv# 26099	1575	(\$35,791.00)		
Total for Check: 119261						\$0.00	\$0.00
119262	2024-07-31	UNDERGROUND SERVICE ALERT	Inv# 23-2426267		\$302.06		
119262	2024-07-31	UNDERGROUND SERVICE ALERT	Inv# 620240502	UOCINO1 New Ticket Charges	\$855.25		
Total for Check: 119262						\$1,157.31	\$1,157.31
119263	2024-07-31	UNIFIRST CORPORATION	Inv# 2190196280	1557	\$46.50		
119263	2024-07-31	UNIFIRST CORPORATION	Inv# 2190196281	1557	\$16.77		
119263	2024-07-31	UNIFIRST CORPORATION	Inv# 2190196282	1557	\$295.07		
119263	2024-07-31	UNIFIRST CORPORATION	Inv# 2190196283	1557	\$10.78		
119263	2024-07-31	UNIFIRST CORPORATION	Inv# 2190196284	1557	\$389.89		
119263	2024-07-31	UNIFIRST CORPORATION	Inv# 2190196285	1557	\$119.54		
119263	2024-07-31	UNIFIRST CORPORATION	Inv# 2190196286	1557	\$22.44		
Total for Check: 119263						\$900.99	\$5,830.36
119264	2024-07-31	UNIFIRST CORPORATION	Inv# 2190195513	1557	\$294.54		
119264	2024-07-31	UNIFIRST CORPORATION	Inv# 2190195513	1557	\$8.32		
119264	2024-07-31	UNIFIRST CORPORATION	Inv# 2200152826	1557	\$39.08		
Total for Check: 119264						\$341.94	\$642.49
119265	2024-07-31	UNITED PARCEL SERVICE	Inv# 0000X81601304_20240727		\$137.02		
Total for Check: 119265						\$137.02	\$846.27
119266	2024-07-31	UNIVAR SOLUTIONS USA	Inv# 52278087	7/24 23.398 ton sulfuric acid	\$5,287.95		
119266	2024-07-31	UNIVAR SOLUTIONS USA	Inv# 52278087	discount	(\$105.76)		
119266	2024-07-31	UNIVAR SOLUTIONS USA	Inv# 52278089	7/24 23.248 ton sulfuric acid	\$5,254.05		
119266	2024-07-31	UNIVAR SOLUTIONS USA	Inv# 52278089	discount	(\$105.08)		
Total for Check: 119266						\$10,331.16	\$52,268.49
119267	2024-07-31	USA BLUEBOOK	Inv# INV00413146	Generated by reorder 7/1/24 8:	\$494.60		

Orange County Water District

Check Register

Begin Date: 2024-07-25

End Date: 2024-07-31

Page: 13

Accounts Payable Check Register Presented for Board Ratification and/or Approval

Check No.	Date	Vendor Name	Invoice #	Purpose	Invoice Amount	Check Amount	FYTD
119267	2024-07-31	USA BLUEBOOK	Inv# INV00413146	Freight	\$16.20		
Total for Check: 119267						\$510.80	\$1,376.84
119268	2024-07-31	UTILIQUEST LLC	Inv# 335389-Q	6/23-29 screen/mark pipes	\$1,288.97		
119268	2024-07-31	UTILIQUEST LLC	Inv# 335389-Q	6/23-29 screen/mark pipes	\$751.89		
119268	2024-07-31	UTILIQUEST LLC	Inv# 335389-Q	6/23-29 screen/mark pipes	\$92.16		
119268	2024-07-31	UTILIQUEST LLC	Inv# 335389-Q	6/23-29 screen/mark pipes	\$15.25		
Total for Check: 119268						\$2,148.27	\$9,640.88
119269	2024-07-31	VANDERMOST CONSULTING SERVICES, INC.	Inv# 24635	Thru 6/30 agmt 1574 wo#1	\$2,313.00		
119269	2024-07-31	VANDERMOST CONSULTING SERVICES, INC.	Inv# 24642	Thru 6/24 agmt 1574 wo#2	\$3,276.75		
Total for Check: 119269						\$5,589.75	\$13,057.75
119270	2024-07-31	WALTERS WHOLESALE ELECTRIC CO.	Inv# S125954114.001 inst	R22019 Equipment shop LED	\$165.19		
119270	2024-07-31	WALTERS WHOLESALE ELECTRIC CO.	Inv# S125954114.001	Discount	(\$5.17)		
119270	2024-07-31	WALTERS WHOLESALE ELECTRIC CO.	Inv# S125979019.001	BPO ELECTRONIC SUPPLIES	\$102.80		
119270	2024-07-31	WALTERS WHOLESALE ELECTRIC CO.	Inv# S125979019.001	Discount	(\$0.39)		
119270	2024-07-31	WALTERS WHOLESALE ELECTRIC CO.	Inv# S125954114.001 inst	R22019 Equipment shop LED	\$113.00		
Total for Check: 119270						\$375.43	\$6,224.56
119271	2024-07-31	WOOD RODGERS, INC.	Inv# 182494	Thru 6/30 BS29 inspection	\$3,088.00		
Total for Check: 119271						\$3,088.00	\$6,101.05
119272	2024-07-31	XEROX FINANCIAL SERVICES	Inv# 5966377	COPIER MAINTENANCE	\$984.47		
Total for Check: 119272						\$984.47	\$1,968.94
119273	2024-07-31	UC REGENTS	Inv# 26099	1575	\$35,791.00		
Total for Check: 119273						\$35,791.00	\$35,791.00
978480	2024-07-25	JCI JONES CHEMICAL, INC	Inv# 945883	7/19 4801 gal s.hypochlorite	\$8,266.84		
978480	2024-07-25	JCI JONES CHEMICAL, INC	Inv# 945883	CA Mill	\$173.60		
978480	2024-07-25	JCI JONES CHEMICAL, INC	Inv# 945883	discount	(\$165.34)		
978480	2024-07-25	JCI JONES CHEMICAL, INC	Inv# 945884	7/19 4877 gal s.hypochlorite	\$8,397.71		
978480	2024-07-25	JCI JONES CHEMICAL, INC	Inv# 945884	CA Mill	\$176.35		
978480	2024-07-25	JCI JONES CHEMICAL, INC	Inv# 945884	discount	(\$167.95)		

Orange County Water District

Check Register

Begin Date: 2024-07-25

End Date: 2024-07-31

Page: 14

Accounts Payable Check Register Presented for Board Ratification and/or Approval

Check No.	Date	Vendor Name	Invoice #	Purpose	Invoice Amount	Check Amount	FYTD
978480	2024-07-25	JCI JONES CHEMICAL, INC	Inv# 945885	7/19 4814 gal s.hypochlorite	\$8,289.23		
978480	2024-07-25	JCI JONES CHEMICAL, INC	Inv# 945885	CA Mill	\$174.08		
978480	2024-07-25	JCI JONES CHEMICAL, INC	Inv# 945885	discount	(\$165.78)		
978480	2024-07-25	JCI JONES CHEMICAL, INC	Inv# 945886	7/19 4766 gal s.hypochlorite	\$8,206.57		
978480	2024-07-25	JCI JONES CHEMICAL, INC	Inv# 945886	CA Mill	\$172.34		
978480	2024-07-25	JCI JONES CHEMICAL, INC	Inv# 945886	discount	(\$164.13)		
978480	2024-07-25	JCI JONES CHEMICAL, INC	Inv# 945887	7/19 4824 gal s.hypochlorite	\$8,306.45		
978480	2024-07-25	JCI JONES CHEMICAL, INC	Inv# 945887	CA Mill	\$174.44		
978480	2024-07-25	JCI JONES CHEMICAL, INC	Inv# 945887	discount	(\$166.13)		
Total for Check:		978480				\$41,508.28	\$357,846.29
978481	2024-07-25	CITIBANK NA NEW YORK, ABA	Inv# 2005A SWAP PMT06.25-07.25		\$1,284.54		
Total for Check:		978481				\$1,284.54	\$1,878.13
978482	2024-07-25	CALIFORNIA DEPARTMENT OF TAX & FEE ADMIN	Inv# 024-792532 Q2 FINAL	Use Tax Q2 2024 Final	\$368.00		
Total for Check:		978482				\$368.00	\$368.00
978483	2024-07-31	WELLS FARGO BANK	Inv# AUGUST 1, 2024 6911	Aug 1, 24 DPR#08 #6911	\$16,116.05		
Total for Check:		978483				\$16,116.05	\$1,985,377.12
Run Date: 7/31/2024					\$1,872,971.01	\$1,872,971.01	

Orange County Water District

Check Register

Begin Date: 2024-06-27

End Date: 2024-07-03

Page: 1

Accounts Payable Check Register Presented for Board Ratification and/or Approval

Check No.	Date	Vendor Name	Invoice #	Purpose	Invoice Amount	Check Amount	FYTD
803925	2024-07-03	SPEX CERTIPREP, LLC	Inv# 499147	Supplies	\$77.00		
803925	2024-07-03	SPEX CERTIPREP, LLC	Inv# 499147	freight	\$16.09		
Total for Check:		803925				\$93.09	\$93.09
803926	2024-07-03	WECK LABORATORIES, INC.	Inv# W4F0324	BPO WATER ANALYSES	\$550.00		
Total for Check:		803926				\$550.00	\$550.00
803927	2024-07-03	WESTAIR GASES & EQUIPMENT	Inv# 0011851172	Lab-helium, nitrogn	\$1,456.33		
803927	2024-07-03	WESTAIR GASES & EQUIPMENT	Inv# 0011851172	haz.mat,frt,surcharge,helium	\$872.56		
Total for Check:		803927				\$2,328.89	\$2,328.89
Run Date: 7/2/2024					\$2,971.98	\$2,971.98	

Orange County Water District

Check Register

Begin Date: 2024-07-04

End Date: 2024-07-10

Page: 1

Accounts Payable Check Register Presented for Board Ratification and/or Approval

Check No.	Date	Vendor Name	Invoice #	Purpose	Invoice Amount	Check Amount	FYTD
803928	2024-07-10	IRON MOUNTAIN	Inv# 202881287	BPO ARCHIVAL SERVICES June	\$159.54		
		Total for Check:	803928			\$159.54	\$159.54
803929	2024-07-10	SIGMA-ALDRICH, INC.	Inv# 562906586	Supplies	\$1,685.63		
803929	2024-07-10	SIGMA-ALDRICH, INC.	Inv# 562906586	Trans/ Handling	\$20.06		
803929	2024-07-10	SIGMA-ALDRICH, INC.	Inv# 562951835	JULIO POLANCO	\$382.80		
803929	2024-07-10	SIGMA-ALDRICH, INC.	Inv# 562951835	JULIO POLANCO	\$367.58		
803929	2024-07-10	SIGMA-ALDRICH, INC.	Inv# 562951835	Trans/Handling	\$23.16		
		Total for Check:	803929			\$2,479.23	\$2,479.23
803930	2024-07-10	THERMO ELECTRON NORTH AMERICA LLC	Inv# 9021460137	Lab Supplies	\$27.41		
803930	2024-07-10	THERMO ELECTRON NORTH AMERICA LLC	Inv# 9021460137	Shipping and handling	\$21.75		
		Total for Check:	803930			\$49.16	\$49.16
803931	2024-07-10	WECK LABORATORIES, INC.	Inv# W4F0943	BPO WATER ANALYSES	\$480.00		
803931	2024-07-10	WECK LABORATORIES, INC.	Inv# W4F1087	BPO WATER ANALYSES	\$130.00		
		Total for Check:	803931			\$610.00	\$1,160.00
803932	2024-07-10	WESTAIR GASES & EQUIPMENT	Inv# 0011852898*	oxygen, gloves	\$52.98		
803932	2024-07-10	WESTAIR GASES & EQUIPMENT	Inv# 0011852898*	hazardous material	\$16.19		
803932	2024-07-10	WESTAIR GASES & EQUIPMENT	Inv# 0011854132	oxygen,acetylene	\$150.50		
803932	2024-07-10	WESTAIR GASES & EQUIPMENT	Inv# 0011854132	haz.mtl, frt, surcharge	\$59.12		
803932	2024-07-10	WESTAIR GASES & EQUIPMENT	Inv# 0011855723	nitrogen	\$117.92		
803932	2024-07-10	WESTAIR GASES & EQUIPMENT	Inv# 0011855723	haz.mtl, frt, surcharge	\$59.12		
803932	2024-07-10	WESTAIR GASES & EQUIPMENT	Inv# 0011855723	nitrogen	\$48.79		
		Total for Check:	803932			\$504.62	\$2,833.51
Run Date: 7/9/2024					\$3,802.55	\$3,802.55	

Orange County Water District

Check Register

Begin Date: 2024-07-11

End Date: 2024-07-17

Page: 1

Accounts Payable Check Register Presented for Board Ratification and/or Approval

Check No.	Date	Vendor Name	Invoice #	Purpose	Invoice Amount	Check Amount	FYTD
803933	2024-07-17	ALTA FOODCRAFT	Inv# 12430722	BPO FIRST AID SUPPLIES	\$437.10		
		Total for Check:	803933			\$437.10	\$437.10
803934	2024-07-17	SIGMA-ALDRICH, INC.	Inv# 562971692	Supplies	\$96.35		
803934	2024-07-17	SIGMA-ALDRICH, INC.	Inv# 562971692	trans/handling	\$19.11		
803934	2024-07-17	SIGMA-ALDRICH, INC.	Inv# 562978246	Supplies	\$100.59		
803934	2024-07-17	SIGMA-ALDRICH, INC.	Inv# 562978246	Trans/Handling	\$43.83		
		Total for Check:	803934			\$259.88	\$2,739.11
803935	2024-07-17	THERMO ELECTRON NORTH AMERICA LLC	Inv# 9021463074		\$1,634.51		
		Total for Check:	803935			\$1,634.51	\$1,683.67
803936	2024-07-17	WECK LABORATORIES, INC.	Inv# W4F1512	BPO WATER ANALYSES	\$440.00		
		Total for Check:	803936			\$440.00	\$1,600.00
803937	2024-07-17	WESTAIR GASES & EQUIPMENT	Inv# 0011858907	haz.mtl, frt, surcharge	\$59.11		
803937	2024-07-17	WESTAIR GASES & EQUIPMENT	Inv# 0011858907	Water Prod-nitrogen	\$35.24		
803937	2024-07-17	WESTAIR GASES & EQUIPMENT	Inv# 0011859382	Maintenance	\$3,630.65		
803937	2024-07-17	WESTAIR GASES & EQUIPMENT	Inv# 0011859605	Lab-helium, nitrogen	\$1,372.97		
803937	2024-07-17	WESTAIR GASES & EQUIPMENT	Inv# 0011859605	haz.mtl,frt,fuel/helium surch	\$872.57		
803937	2024-07-17	WESTAIR GASES & EQUIPMENT	Inv# 0011864570		\$3,630.65		
803937	2024-07-17	WESTAIR GASES & EQUIPMENT	Inv# 0011864571		(\$3,630.65)		
		Total for Check:	803937			\$5,970.54	\$8,804.05
Run Date: 7/16/2024					\$8,742.03	\$8,742.03	

Orange County Water District

Check Register

Begin Date: 2024-07-18

End Date: 2024-07-24

Page: 1

Accounts Payable Check Register Presented for Board Ratification and/or Approval

Check No.	Date	Vendor Name	Invoice #	Purpose	Invoice Amount	Check Amount	FYTD
803938	2024-07-24	ALTA FOODCRAFT	Inv# 12431436	BPO FIRST AID SUPPLIES	\$445.76		
		Total for Check:	803938			\$445.76	\$882.86
803939	2024-07-24	EWING IRRIGATION	Inv# 22719955	BPO IRRIGATION SUPPLY	\$59.03		
		Total for Check:	803939			\$59.03	\$59.03
803940	2024-07-24	IRON MOUNTAIN	Inv# JPLC837	BPO ARCHIVAL SERVICES	\$4,849.85		
803940	2024-07-24	IRON MOUNTAIN	Inv# JPLC837		\$562.59		
		Total for Check:	803940			\$5,412.44	\$5,571.98
803941	2024-07-24	RUTAN & TUCKER, LLP	Inv# 996398	Apr-May24 legal/General Matter	\$5,778.92		
803941	2024-07-24	RUTAN & TUCKER, LLP	Inv# 996399	May24 legal/Water Resources	\$1,188.00		
803941	2024-07-24	RUTAN & TUCKER, LLP	Inv# 996400	May24 legal/Personnel Issues	\$360.00		
803941	2024-07-24	RUTAN & TUCKER, LLP	Inv# 996401	May24 legal/Property mgmt	\$180.00		
803941	2024-07-24	RUTAN & TUCKER, LLP	Inv# 996402	May24 legal/Admin Matters	\$12,361.00		
803941	2024-07-24	RUTAN & TUCKER, LLP	Inv# 996403	May24 legal/Reclaim.Wtr.BPP	\$180.00		
803941	2024-07-24	RUTAN & TUCKER, LLP	Inv# 996404	May24 legal/PFAS	\$1,152.00		
		Total for Check:	803941			\$21,199.92	\$21,199.92
803942	2024-07-24	SIGMA-ALDRICH, INC.	Inv# 563050229	Supplies	\$63.18		
803942	2024-07-24	SIGMA-ALDRICH, INC.	Inv# 563050229	Trans/Handling	\$20.39		
		Total for Check:	803942			\$83.57	\$2,822.68
803943	2024-07-24	SPEX CERTIPREP, LLC	Inv# 500314	SUPPLIES	\$1,064.00		
		Total for Check:	803943			\$1,064.00	\$1,157.09
803944	2024-07-24	THERMO ELECTRON NORTH AMERICA LLC	Inv# 9021465181	lab supplies	\$513.30		
803944	2024-07-24	THERMO ELECTRON NORTH AMERICA LLC	Inv# 9021465181	Shipping/handling	\$21.75		
		Total for Check:	803944			\$535.05	\$2,218.72
803945	2024-07-24	WECK LABORATORIES, INC.	Inv# W4F2012	BPO WATER ANALYSES	\$260.00		
803945	2024-07-24	WECK LABORATORIES, INC.	Inv# W4F2013	BPO WATER ANALYSES	\$390.00		
803945	2024-07-24	WECK LABORATORIES, INC.	Inv# W4F2015	BPO WATER ANALYSES	\$520.00		
803945	2024-07-24	WECK LABORATORIES, INC.	Inv# W4F2018	BPO WATER ANALYSES	\$220.00		
803945	2024-07-24	WECK LABORATORIES, INC.	Inv# W4F2024	BPO WATER ANALYSES	\$330.00		
803945	2024-07-24	WECK LABORATORIES, INC.	Inv# W4F2025	BPO WATER ANALYSES	\$440.00		
803945	2024-07-24	WECK LABORATORIES, INC.	Inv# W4F2106	BPO WATER ANALYSES	\$110.00		
803945	2024-07-24	WECK LABORATORIES, INC.	Inv# W4F2106	BPO WATER ANALYSES	\$10.00		

Orange County Water District

Check Register

Begin Date: 2024-07-18

End Date: 2024-07-24

Page: 2

Accounts Payable Check Register Presented for Board Ratification and/or Approval

Check No.	Date	Vendor Name	Invoice #	Purpose	Invoice Amount	Check Amount	FYTD
Total for Check:		803945				\$2,280.00	\$3,880.00
803946	2024-07-24	WESTAIR GASES & EQUIPMENT	Inv# 0011862794	Lab-nitrogen	\$166.71		
803946	2024-07-24	WESTAIR GASES & EQUIPMENT	Inv# 0011862794	haz.mtl,frt,fuel surcharge	\$59.12		
803946	2024-07-24	WESTAIR GASES & EQUIPMENT	Inv# 0080599323	Jun24 cylinder rental-Wtr.Prod	\$20.22		
803946	2024-07-24	WESTAIR GASES & EQUIPMENT	Inv# 0080599324A	Jun24 cylinder rental/Lab	\$782.13		
803946	2024-07-24	WESTAIR GASES & EQUIPMENT	Inv# 0080599324B	Jun24 cylinder rental/Wtr.Prod	\$294.78		
803946	2024-07-24	WESTAIR GASES & EQUIPMENT	Inv# 0080599324B	Jun24 cylinder rental/Hydrogeo	\$17.82		
803946	2024-07-24	WESTAIR GASES & EQUIPMENT	Inv# 0080599324C	Jun24 cylinder rental/Recharge	\$8.91		
803946	2024-07-24	WESTAIR GASES & EQUIPMENT	Inv# 0080599325	Jun24 cylinder rental-Recharge	\$162.78		
803946	2024-07-24	WESTAIR GASES & EQUIPMENT	Inv# 0080599326	Jun24 cylinder rental/Lab	\$1,049.27		
Total for Check:		803946				\$2,561.74	\$11,365.79
803947	2024-07-24	WESTERN EXTERMINATOR COMPANY	Inv# 61706027	BPO RODENT & PEST CONTROL	\$445.80		
Total for Check:		803947				\$445.80	\$445.80
Run Date: 7/23/2024					\$34,087.31	\$34,087.31	

Orange County Water District
Check Register

Begin Date: 2024-07-25 End Date: 2024-07-31 Page: 1

Accounts Payable Check Register Presented for Board Ratification and/or Approval

Check No.	Date	Vendor Name	Invoice #	Purpose	Invoice Amount	Check Amount	FYTD
803948	2024-07-31	WECK LABORATORIES, INC.	Inv# W4C1439	BPO WATER ANALYSES	\$260.00		
Total for Check:		803948				\$260.00	\$4,140.00
803949	2024-07-31	WESTAIR GASES & EQUIPMENT	Inv# 0011866120	7/3 argon	\$1,297.50		
803949	2024-07-31	WESTAIR GASES & EQUIPMENT	Inv# 0011866120	frt, surcharge, haz mtl	\$59.11		
Total for Check:		803949				\$1,356.61	\$12,722.40
Run Date: 7/30/2024					\$1,616.61	\$1,616.61	