

AGENDA  
ADMINISTRATION/FINANCE ISSUES COMMITTEE MEETING  
WITH BOARD OF DIRECTORS\*  
ORANGE COUNTY WATER DISTRICT  
18700 Ward Street, Fountain Valley, CA 92708  
**Thursday, September 14, 2023, 12:00 p.m.**  
**Conference Room C-2**

\*The OCWD Administration and Finance Issues Committee meeting is noticed as a joint meeting with the Board of Directors for the purpose of strict compliance with the Brown Act and it provides an opportunity for all Directors to hear presentations and participate in discussions. Directors receive no additional compensation or stipend as a result of simultaneously convening this meeting. Items recommended for approval at this meeting will be placed on the **September 20, 2023** Board meeting Agenda for approval.

This meeting will be held in person. As a convenience for the public, the meeting may also be accessed by Zoom Webinar and will be available by either computer or telephone audio as indicated below. Because this is an in-person meeting and the Zoom component is not required, but rather is being offered as a convenience, if there are any technical issues during the meeting, this meeting will continue and will not be suspended.

**Computer Audio: Join the Zoom meeting by clicking on the following link:**

<https://ocwd.zoom.us/j/84653737407>

**Meeting ID: 846 5373 7407**

**Telephone Audio: (213) 338 8477**

Teleconference Sites:  
10382 Bonnie Drive, Garden Grove  
20 Civic Center, Room 813, Santa Ana  
8856 Citrus Avenue, Westminster  
19 Cannery, Buena Park

\* **Members of the public may attend and participate at all locations**

## **ROLL CALL**

## **ITEMS RECEIVED TOO LATE TO BE AGENDIZED**

RECOMMENDATION: Adopt resolution determining need to take immediate action on item(s) and that the need for action came to the attention of the District subsequent to the posting of the Agenda (requires two-thirds vote of the Board members present, or, if less than two-thirds of the members are present, a unanimous vote of those members present.)

## **VISITOR PARTICIPATION**

Time has been reserved at this point in the agenda for persons wishing to comment for up to three minutes to the Board of Directors on any item that is not listed on the agenda, but within the subject matter jurisdiction of the District. By law, the Board of Directors is prohibited from taking action on such public comments. As appropriate, matters raised in these public comments will be referred to District staff or placed on the agenda of an upcoming Board meeting.

At this time, members of the public may also offer public comment for up to three minutes on any item on the Consent Calendar. While members of the public may not remove an item from the Consent Calendar for separate discussion, a Director may do so at the request of a member of the public.

## **CONSENT CALENDAR (ITEMS NO. 1 – 10)**

All matters on the Consent Calendar are to be approved by one motion, without separate discussion on these items, unless a Board member or District staff request that specific items be removed from the Consent Calendar for separate consideration.

1. MINUTES OF ADMINISTRATION/FINANCE ISSUES COMMITTEE MEETING HELD AUGUST 10, 2023  
RECOMMENDATION: Approve minutes as presented
2. MONTHLY CASH CONTROL REPORT  
RECOMMENDATION: Agendize for September 20 Board meeting: Receive and file Summary Cash and Cash Equivalents Control Reports dated August 31, 2023
3. INVESTMENT PORTFOLIO HOLDINGS REPORTS  
RECOMMENDATION: Agendize for September 20 Board meeting: Receive and file the Investment Portfolio Holdings Reports dated August 31, 2023
4. REQUEST FOR PROPOSALS (RFP) FOR UNIFORM SERVICES  
RECOMMENDATION: Agendize for September 20 Board meeting: Authorize issuance of Request for Proposals for uniform services for the Fountain Valley, Anaheim. Research & Development and Lab operations
5. PURCHASE SKID-STEER FROM QUINN COMPANY  
RECOMMENDATION: Agendize for September 20 Board meeting: Authorize issuance of Purchase Order to Quinn Company of Orange for \$165,210 to purchase a new skid-steer and retain TL-33 for backup use of under 200 hours per year
6. PURCHASE F-150 TRUCK FROM VILLA FORD OF ORANGE  
RECOMMENDATION: Agendize for September 20 Board meeting: Authorize issuance of Purchase Order to Villa Ford of Orange for \$47,710 to purchase an F-150 Truck, and place equipment on the surplus equipment list
7. AMENDMENT NO. 4 TO AGREEMENT WITH CORPORATE IMAGE MAINTENANCE FOR JANITORIAL SERVICES  
RECOMMENDATION: Agendize for September 20 Board meeting: Authorize issuance of Amendment No. 4 to Agreement No. 1095 to Corporate Image Maintenance for janitorial services for the Fountain Valley, Anaheim and Prado facility sites for an amount not to exceed \$156,482 for ten months of fiscal year 2023-24
8. REVISED PARS ADMINISTRATIVE AND TRUSTEE FEE SCHEDULE  
RECOMMENDATION: Agendize for September 20 Board meeting: Authorize the Board President and General Manager to sign PARS documents to reduce both administrative services and trustee fees by approximately 25%

9. SURPLUS OF COMPUTER EQUIPMENT, OFFICE FURNITURE, AND VEHICLES

RECOMMENDATION: Agendize for September 20 Board meeting: Declare items on Surplus List as of September 1, 2023, surplus and authorize the sale and disposal thereof

10. COALITION FOR ENVIRONMENTAL PROTECTION, RESTORATION AND DEVELOPMENT (CEPRD), REGIONAL RELIABILITY & SUSTAINABILITY PROJECT 97-005, CECs AND THE ROLE OF POTWs

RECOMMENDATION: Agendize for September 20 Board meeting: Authorize the General Manager to support the CEPRD Regional Reliability and Sustainability Project in the amount of \$25,000

11. AMENDMENT TO LEGAL, SERVICES AGREEMENT WITH LIEBERT, CASSIDY, WHITMORE

RECOMMENDATION: Agendize for September 20 Board meeting:

1. Authorize issuance of Amendment No. 2 to Legal Services Agreement with Liebert, Cassidy, Whitmore for an amount not to exceed \$100,000

12. AGREEMENT WITH CERIDIAN – DAYFORCE PROFESSIONAL SERVICES TIME AND MATERIALS SERVICE

RECOMMENDATION: Agendize for September 20 Board meeting: Approve and authorize execution of the Agreement with Ceridian Professional Services for time and materials for an amount not-to-exceed \$40,000

**END OF CONSENT CALENDAR**

**MATTER FOR CONSIDERATION**

13. BUDGET TO ACTUAL FOURTH QUARTER 2022-23

RECOMMENDATION: Agendize for September 20 Board meeting: Receive and file the Budget to Actual Report for the Fourth Quarter of Fiscal Year 2022-23 ending June 30, 2023

**INFORMATIONAL ITEMS**

14. CERTIFICATE OF ACHIEVEMENT FOR EXCELLENCE

15. MONTHLY CASH DISBURSEMENTS REPORT

**CHAIR DIRECTION AS TO WHICH ITEMS IF ANY TO BE AGENDIZED AS MATTERS FOR CONSIDERATION AT SEPTEMBER 20 BOARD MEETING**

**DIRECTOR'S ANNOUNCEMENTS/REPORTS**

**GENERAL MANAGER'S ANNOUNCEMENT/REPORT**

**ADJOURNMENT**

## ADMINISTRATION AND FINANCE ISSUES COMMITTEE MEMBERS

### Committee Members

Roger Yoh - Chair  
Dina Nguyen – Vice Chair  
Valerie Amezcua  
Natalie Meeks  
Bruce Whitaker

### Alternates

Kelly Rowe  
Denis Bilodeau  
Steve Sheldon  
Van Tran  
Cathy Green

In accordance with the requirements of California Government Code Section 54954.2, this agenda has been posted at the guard shack entrance and in the main lobby of the Orange County Water District, 18700 Ward Street, Fountain Valley, CA and on the OCWD website not less than 72 hours prior to the meeting date and time above. All written materials relating to each agenda item are available for public inspection in the office of the District Secretary. Backup material for the Agenda is available at the District offices for public review and can be viewed online at the District's website: [www.ocwd.com](http://www.ocwd.com)

Pursuant to the Americans with Disabilities Act, persons with a disability who require a disability-related modification or accommodation in order to participate in a meeting, including auxiliary aids or services, may request such modification or accommodation from the District Secretary at (714) 378-3234, by email at [cfuller@ocwd.com](mailto:cfuller@ocwd.com) by fax at (714) 378-3373. Notification 24 hours prior to the meeting will enable District staff to make reasonable arrangements to assure accessibility to the meeting.

As a general rule, agenda reports or other written documentation has been prepared or organized with respect to each item of business listed on the agenda, and can be reviewed at [www.ocwd.com](http://www.ocwd.com). Copies of these materials and other disclosable public records distributed to all or a majority of the members of the Board of Directors in connection with an open session agenda item are also on file with and available for inspection at the Office of the District Secretary, 18700 Ward Street, Fountain Valley, California, during regular business hours, 8:00 am to 5:00 pm, Monday through Friday. If such writings are distributed to members of the Board of Directors on the day of a Board meeting, the writings will be available at the entrance to the Board of Directors meeting room at the Orange County Water District office.



MINUTES OF BOARD OF DIRECTORS MEETING  
ADMINISTRATION AND FINANCE ISSUES COMMITTEE  
ORANGE COUNTY WATER DISTRICT  
Thursday, August 10, 2023, @ 12:00 p.m.

Director Rowe called the Administration and Finance Issues Committee meeting to order at 12:00 p.m. in Conference Room C-2 in Fountain Valley, CA. Public access was also provided via Zoom webinar. The Secretary called the roll and reported a quorum as follows:

Committee Members

Roger Yoh (absent)  
Dina Nguyen (absent)  
Valerie Amezcua  
Natalie Meeks (absent)  
Bruce Whitaker

OCWD staff

Jeremy Jungreis – General Counsel  
Randy Fick - CFO/Treasurer  
Mike Markus – General Manager  
Christina Fuller – District Secretary

Alternates

Kelly Rowe  
Denis Bilodeau  
Steve Sheldon (absent)  
Van Tran  
Cathy Green (absent)

**CONSENT CALENDAR**

The Consent Calendar was approved upon motion by Director Bilodeau, seconded by Director Amezcua and carried [5-0-] as follows:

**Ayes: Amezcua, Whitaker, Rowe, Bilodeau, Tran**

1. Minutes of Previous Meeting

**The minutes of the Administration/Finance Issues Committee meeting held July 13, 2023 were approved as presented.**

2. Monthly Cash Control Report

**Recommended by Committee for approval at August 16 Board meeting: Receive and file Summary Cash, and Cash Equivalents Control Reports dated July 31, 2023.**

3. Investment Portfolio Holdings Reports

**Recommended by Committee for approval at August 16 Board meeting: Receive and File the Investment Portfolio Holdings Reports dated July 31, 2023.**

4. Purchase Reverse Osmosis Membrane Cleaning Chemicals from American Water Chemicals, Inc

**Recommended by Committee for approval at August 16 Board meeting: Authorize issuance of Purchase Orders to purchase 31,200 pounds of AWC C-227 RO membrane cleaning chemical from American Water Chemicals, Inc. for \$111,290.**

5. Purchase Order to Tevora for Artic Wolf Cybersecurity Services

**Recommended by Committee for approval at August 16 Board meeting: 1) Authorize issuance of Purchase Order to Tevora, a value-added reseller for Arctic Wolf, in an amount not to exceed \$71,108 to renew the District's Arctic Wolf cybersecurity services for a one-**

year period commencing on August 30, 2023; and 2) Authorize two additional annual renewals not to exceed 8% increase per year.

6. Ultraviolet Light (UV) Equipment Supply

**Recommended by Committee for approval at August 16 Board meeting: Authorize issuance of Purchase Order to Trojan Technologies Group ULC for the purchase of 2,160 UV lamps in the amount of \$516,359, including freight.**

**MATTERS FOR CONSIDERATION**

7. Actuarial Valuation of Retiree Medical Insurance Benefit Plan Update

CFO/Treasurer Randy Fick introduced Mary Beth Redding, an Actuary with Bartell Associates, LLC. Ms. Redding presented the June 30, 2022, actuarial valuation of the District's retiree medical insurance benefits plan. Ms. Redding began with a brief summary of the benefits and then outlined the current valuation. She reported that the District's actuarial accrued liability (AAL) is \$24,168,000, and the market value of the trust assets is \$27,460,000. She advised that the net Other Post-Employment Benefits (OPEB) Liability is \$920,921, and the District's retiree medical benefit is 96.4% funded as of June 30, 2023. Ms. Redding noted that Actuarial valuations are used to derive OPEB liabilities every two years.

**Upon motion by Director Bilodeau, seconded by Director Rowe, and carried [5-0], the Committee recommended that the Board at its August 16 Board meeting: Receive and file the Orange County Water District actuarial report dated July 31, 2023, with a measurement date as of June 30, 2022.**

**Ayes: Amezcua, Whitaker, Rowe, Bilodeau, Tran**

**INFORMATIONAL ITEM**

8. Monthly Cash Disbursements Report

There was no discussion of this item.

**CHAIR DIRECTION AS TO WHICH ITEMS, IF ANY TO BE AGENDIZED AS MATTERS FOR CONSIDERATION AT AUGUST 16 BOARD MEETING**

It was agreed to place all items on the Consent Calendar for the August 16 Board meeting.

**ADJOURNMENT**

There being no further business, the meeting was adjourned at 12:15 p.m.

---

Kelly Rowe, Director





## AGENDA ITEM SUBMITTAL

**Meeting Date:** September 14, 2023

**To:** Administration/Finance Issues Cte.  
Board of Directors

**From:** Mike Markus

**Staff Contact:** R. Fick/D. Swanson

**Budgeted:** N/A

**Budgeted Amount:** N/A

**Cost Estimate:** N/A

**Funding Source:** N/A

**Program/Line-Item No.:** N/A

**General Counsel Approval:** N/A

**Engineers Report:** N/A

**CEQA Compliance:** N/A

**Subject:** **MONTHLY CASH CONTROL REPORTS**

---

### SUMMARY

The following monthly financial information is provided in the staff report.

#### Attachment(s):

- Summary Cash and Cash Equivalent Control Reports
- Summary of Reserves
- Summary Sources and Disbursements
- Sources of Funds
- Disbursement of Funds

### RECOMMENDATION

Agendize for September 20 Board meeting: Receive and file Summary Cash and Cash Equivalent Control Reports dated August 31, 2023.

**PRIOR RELEVANT BOARD ACTION(S)** Monthly

**ORANGE COUNTY WATER DISTRICT**  
**SUMMARY OF CASH AND CASH EQUIVALENTS CONTROL REPORT**  
**FOR THE PERIOD ENDED**  
**August 31, 2023**

TAB NO.	CASH AND CASH EQUIVALENTS	UNRESTRICTED	RESTRICTED	TOTAL
A	CASH ON HAND	2,700	-	2,700
B	CASH IN BANKS Wells Fargo Checking	2,026,740	-	2,026,740
	US Bank Sweep	97,065	-	97,065
C	LAIF (Local Agency Investment Fund)	50,347,188	415,512	50,762,700
	Orange County Investment Pool	17,949,809	1,679,440	19,629,249
	Raymond James - Enhanced Savings Program	5,025,671	-	5,025,671
D	Revenue COP's - Payment/Interest Funds	-	6	6
	2019A GWRSFE Project Fund	-	113	113
	2021A PFAS Project Fund	-	4,487,597	4,487,597
E	INVESTMENTS US Bank Investments (USBI)	240,256,120	-	240,256,120
	USBI GWRSFE Project Fund	-	-	-
	Swap Value Collateral (CITI Bank)	-	-	-
<b>GRAND TOTALS</b> →		<b>315,705,294</b>	<b>6,582,668</b>	<b>322,287,962</b>

- A Petty Cash - held at the District's office (Fountain Valley)
- B District's Checking Accounts
- C District's Money Market Accounts
- D Trust Debt Service Accounts
- E Custodial Investment Accounts - Managed in house

# ORANGE COUNTY WATER DISTRICT

## RESERVES

**For the Year to Date Period Ended August 31, 2023**

(Unaudited/Preliminary)

	Beginning Year Balance	Ending Balance As of 08/31/2023	Reserve Policy
<b><u>Operating Reserves</u></b>			
Replacement and Refurbishment Fund	92,616,363	92,616,363	85,440,000 (1)
Emergency Response Fund (formerly Toxic Clean Up Reserve)	4,000,000	4,000,000	4,000,000 (2)
G.W. Contamination Clean-up Funds (*)	18,707,362	18,707,362	18,707,362
Contingency Reserve	3,000,000	3,000,000	3,000,000 (3)
Water Reserve Fund	5,924,459	2,070,945	16,800,000 (4)
Paygo Fund	51,947,805	66,882,502	66,882,502 (5)
SRF Loan Reserve	2,037,351	2,037,351	2,037,351 (6)
Operating Reserve (15% of Op. Budget)	24,092,202	25,255,333	25,255,333 (8)
Operating Fund	87,848,137	101,135,438	71,097,095 (9)
<b>Total - Operating Reserves</b>	<b>290,173,679</b>	<b>315,705,294</b>	<b>293,219,642</b>
<b><u>Restricted Reserves</u></b>			
SWAP - Collateral Pledged	0	0	0 (10)
G.W. Contamination Clean-up Funds (*)	1,679,440	1,679,440	1,679,440
Environmental Remediation Fund	400,647	415,512	3,528,000 (7)
GWRSFE Project Fund	584	0	0 (11)
2021A PFAS Project Fund	16,016,886	4,487,597	4,487,597 (12)
Debt Payment Fund	14,435	119	119
<b>Total Restricted Reserves</b>	<b>18,111,991</b>	<b>6,582,668</b>	<b>9,695,156</b>
<b>Total Reserves</b>	<b>308,285,670</b>	<b>322,287,962</b>	<b>302,914,798</b>

- (1) Per Reserve Policy, projected Replacement & Refurbishment (R&R) cost as defined by District's R&R model.
- (2) Ensure adequate funds are available to contain and clean up catastrophic releases of chemicals or other substances that may contaminate the surface water or groundwater of the basin.
- (3) Set by the District Act to provide for expenditures that have not been anticipated in the annual budget.
- (4) The maximum upper limit is enough funds to purchase 50% of water needed to have an accumulated basin overdraft of 175,000 a.f. currently projected at \$16,800,000 (\$959/a.f. x 50% x (210,000/a.f. projected overdraft as of June 30, 2023 - 175,000/a.f. optimum overdraft)
- (5) Per Paygo budget transfer and drawdown from GWRSFE WIFIA short-term note.
- (6) Debt service reserve of \$2,037,351 or one years payment a requirement for the Fletcher Basin, La Palma Basin, Mid Basin and Alamitos SRF loans.
- (7) The Environmental Remediation Fund, for Prado shooting range, includes remediation and funding plans with a 30-year term expiring on April 30, 2047 initially set-up with an amount of \$4,000 per month and increasing \$400 per month annually.
- (8) The Operating Reserve Fund is established by the District Act and set at 15% of the operating budget.
- (9) Per the Reserve Policy, the District shall maintain a minimum of six months of annual General Fund and Debt Service budgeted appropriations currently \$97,834,000 General Fund and \$44,360,189 Debt Service.
- (10) The District is required to post collateral should the Swap value exceed the \$15 million threshold.
- (11) The District issued short-term debt of \$135 million to fund GWRSFE project which will be paid off by WIFIA loan.
- (12) The District issued short-term debt of \$104 million to fund PFAS project which will be paid off by WIFIA loan.

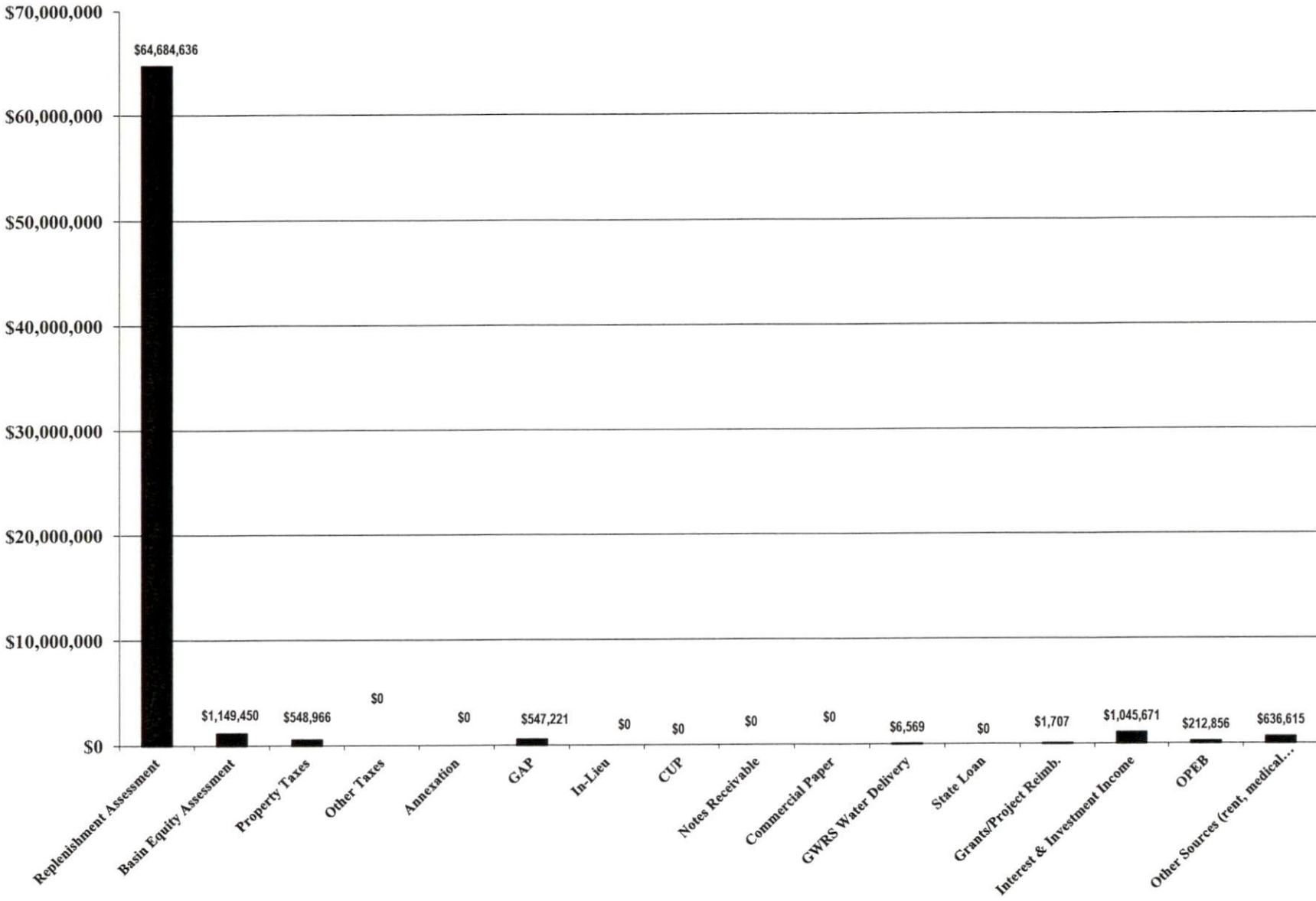
(\*) Detail available with Finance Department.

ORANGE COUNTY WATER DISTRICT  
SUMMARY SOURCES AND DISBURSEMENTS  
YEAR TO DATE AS OF AUGUST 31, 2023

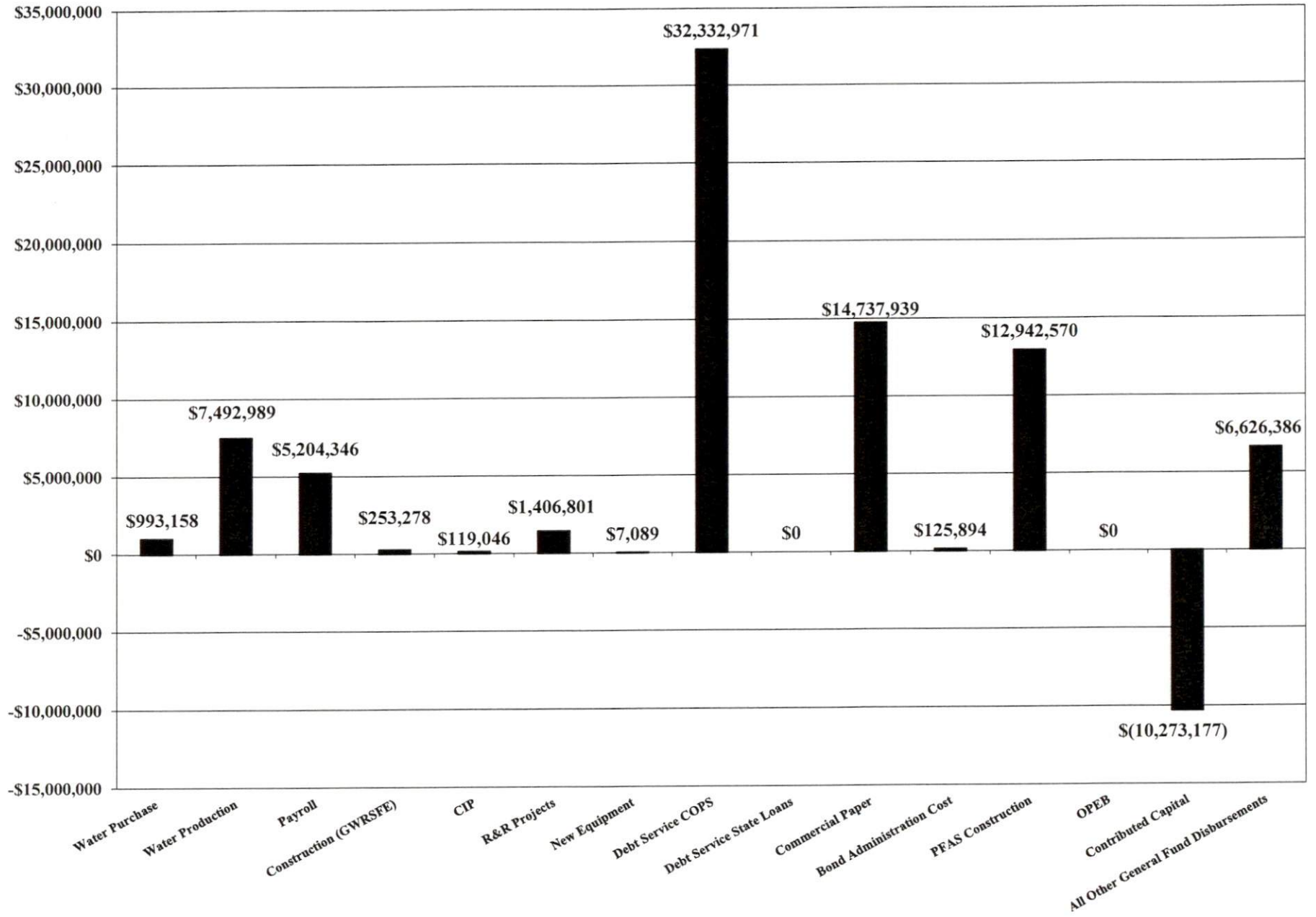
F	Sources (Cash basis)	July	August	September	October	November	December	January	February	March	April	May	June	YTD
	Replenishment Assessment	59,479,902	5,204,733											64,684,636
	Basin Equity Assessment	-	1,149,450											1,149,450
	Property Taxes	487,254	61,712											548,966
	Other Taxes	-	-											-
	Annexation	-	-											-
	GAP	156,296	390,925											547,221
	In-Lieu	-	-											-
	CUP	-	-											-
	Notes Receivable	-	-											-
	Commercial Paper	-	-											-
	GWRS Water Delivery	3,876	2,693											6,569
	State Loan	-	-											-
	Grants/Project Reimb.	1,707	-											1,707
	Interest & Investment Income	426,303	619,368											1,045,671
	OPEB	212,856	-											212,856
	Other Sources (rent, medical premium, NWRI, misc.)	424,915	211,700											636,615
	<b>Total Sources</b>	<b>61,193,110</b>	<b>7,640,581</b>	-	-	-	-	-	-	-	-	-	-	<b>68,833,691</b>
F-1	<b>Disbursements (Cash basis)</b>													
	Water Purchase	344,400	648,757											993,158
	Water Production	2,073,229	5,419,760											7,492,989
	Payroll	2,618,165	2,586,181											5,204,346
	Construction (GWRSFE)	95,363	157,915											253,278
	CIP	107,633	11,413											119,046
	R&R Projects	1,209,592	197,208											1,406,801
	New Equipment	-	7,089											7,089
	Debt Service COPS	284,566	32,048,405											32,332,971
	Debt Service State Loans	-	-											-
	Commercial Paper	10,187,691	4,550,248											14,737,939
	Bond Administration Cost	118,533	7,362											125,894
	PFAS Construction	10,280,235	2,662,336											12,942,570
	OPEB	-	-											-
	Contributed Capital	-	(10,273,177)											(10,273,177)
	All Other General Fund Disbursements	4,343,166	2,283,221											6,626,386
	<b>Total Disbursements</b>	<b>31,662,572</b>	<b>40,306,718</b>	-	-	-	-	-	-	-	-	-	-	<b>71,969,290</b>

Note: Sources and Uses of district funds reflect both operating and capital funds. Operating funds consist of annual operating revenues or cash reserves.

**Orange County Water District  
Sources of Funds  
for the Year to Date Period Ended August 31, 2023**



**Orange County Water District  
Disbursement of Funds  
for the Year to Date Period Ended August 31, 2023**





## AGENDA ITEM SUBMITTAL

<b>Meeting Date:</b> September 14, 2023	<b>Budgeted:</b> N/A
<b>To:</b> Administration/Finance Issues Cte. Board of Directors	<b>Budgeted Amount:</b> N/A
	<b>Cost Estimate:</b> N/A
	<b>Funding Source:</b> N/A
<b>From:</b> Mike Markus	<b>Program/Line Item No:</b> N/A
	<b>General Counsel Approval:</b> N/A
	<b>Engineers/Feasibility Report:</b> N/A
<b>Staff Contact:</b> R. Fick/D. Swanson	<b>CEQA Compliance:</b> N/A

**Subject: INVESTMENT PORTFOLIO HOLDINGS REPORTS**

---

### SUMMARY

The District's monthly Investment Portfolio Holdings Report is provided for Committee review.

Attachment(s): Investment Portfolio Holdings Reports dated August 31, 2023.

### RECOMMENDATION

Agendize for September 20 Board meeting: Receive and file the Investment Portfolio Holdings Reports dated August 31, 2023.

### BACKGROUND/ANALYSIS

The Investment Portfolio Holdings Report is a list of each of the District's fixed income investments and provides the market value at the end of each month. All securities within the District's Investment Portfolio are in compliance with the District's Statement of Investment Policy. The District's portfolio maturities provide cash liquidity sufficient to meet the District's projected six-month expenditures (as required by Government Code Section 53646).

Highlights of the current and previous report:

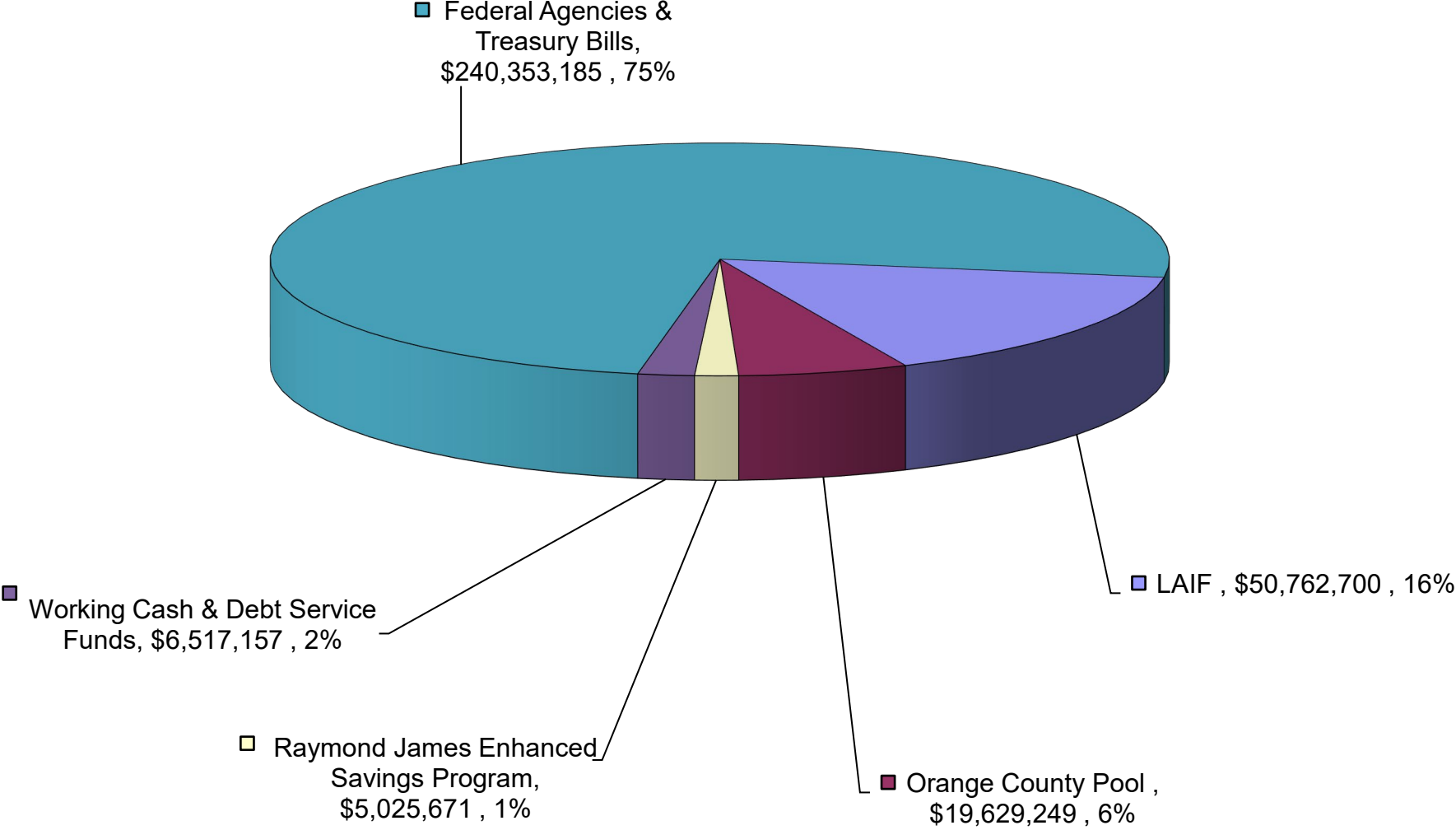
Description	Prior Month	Current Month
SWAP Value (in Citi's favor)	\$5,121,668	\$4,687,472
Required Collateral	None	None
Duration/Maturity	369 Days or 1.01 years	373 Days or 1.02 years
Rate of Return/Yield	3.185%	3.236%

- The yield on the one-year Treasury note as of the month end is at 5.37%; two-year at 4.85% and the five-year at 4.23%. The last Federal Open Market committee (FOMC) meeting was held on July 25-26, 2023. The FOMC raised its target interest range by 25 basis points for Federal funds at 5.25% to 5.50%. This is the rate prime banks lend to each other.

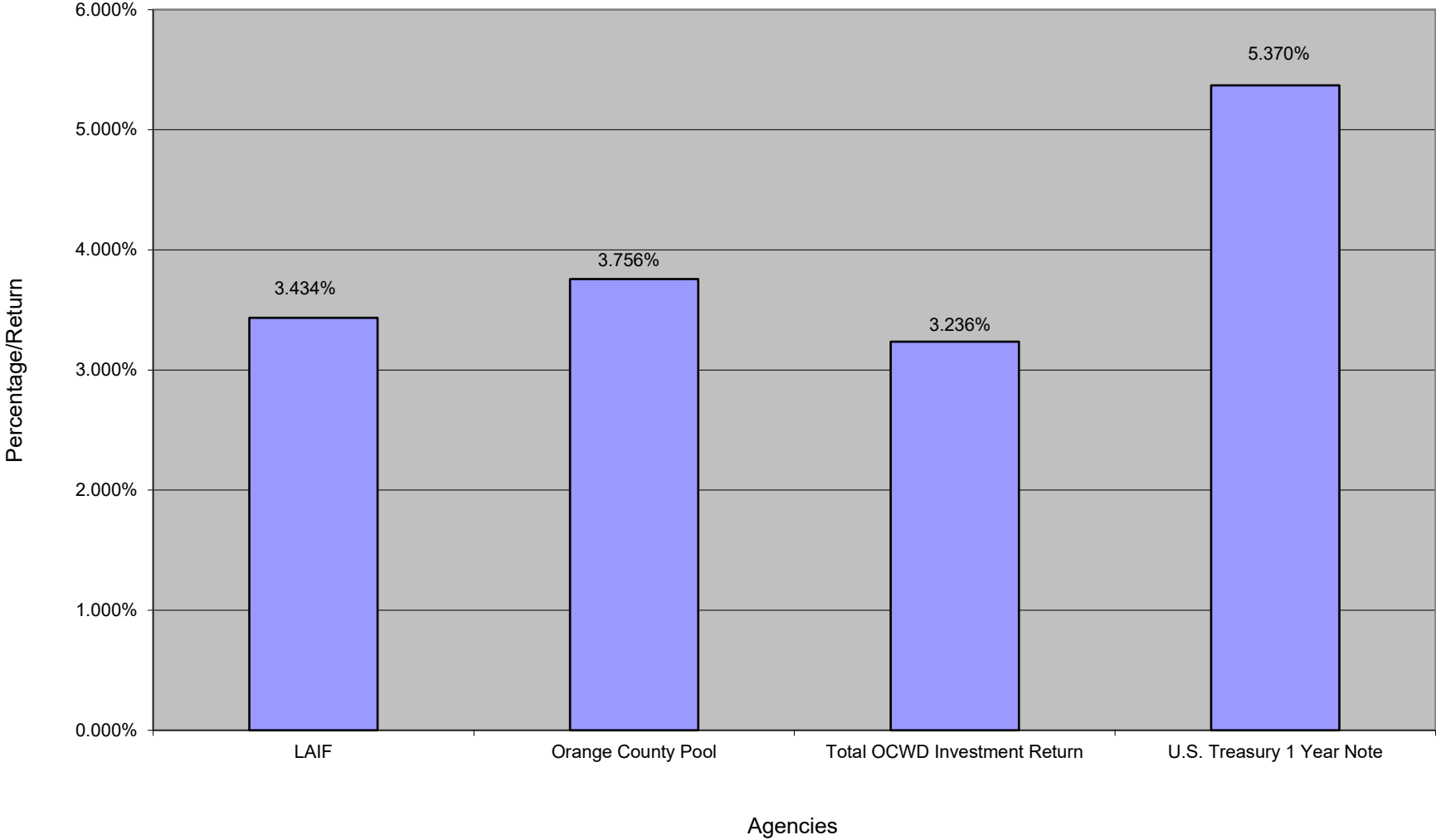




# OCWD - Investment Portfolio as of August 31, 2023

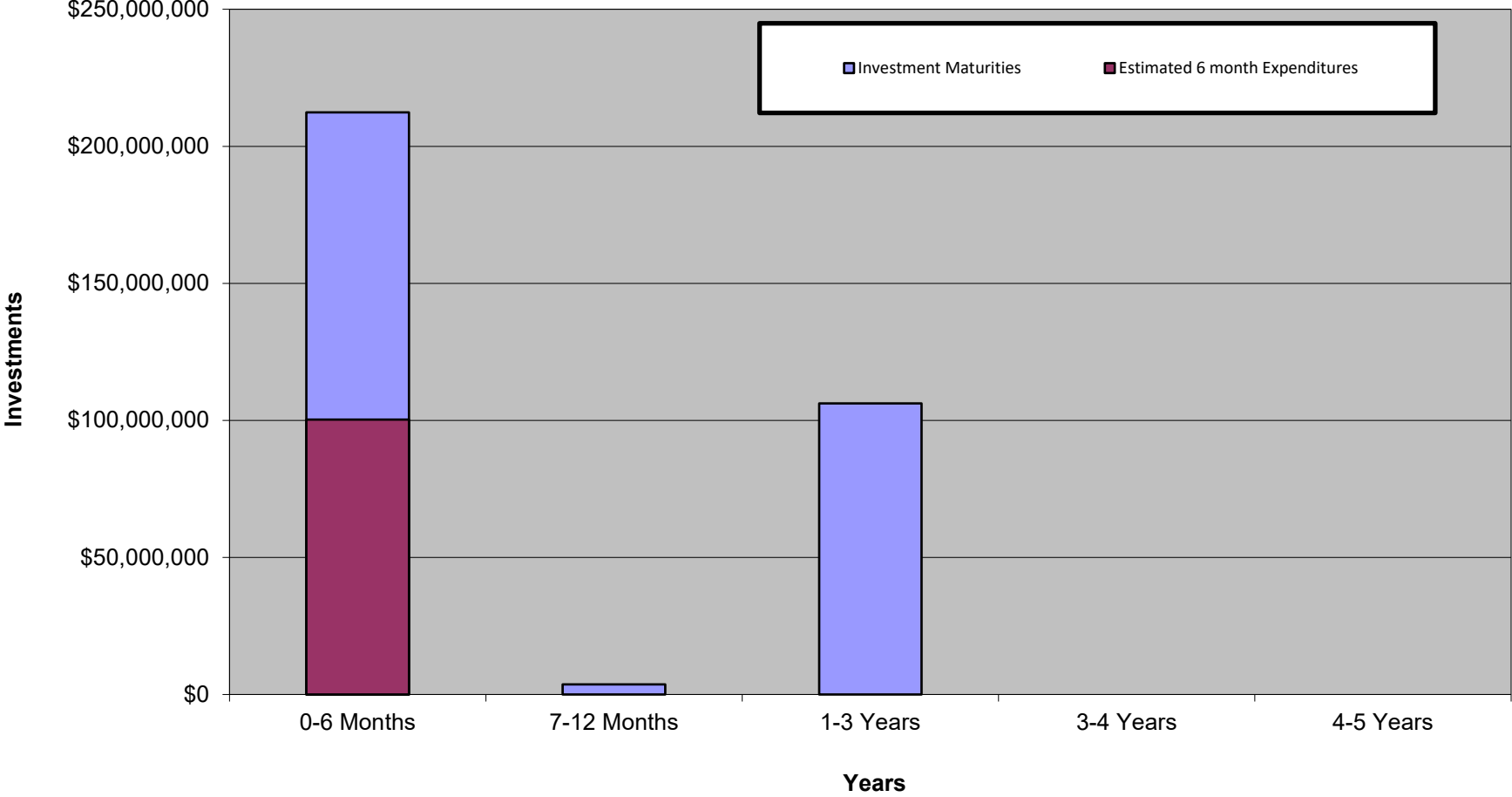


**OCWD - Investment Return Comparison for the Month Ended 8/31/23**



Note: Orange County Pool rate is as of July 31, 2023.

**OCWD - Investment Maturities  
as of August 31, 2023**





## AGENDA ITEM SUBMITTAL

**Meeting Date:** September 14, 2023  
**To:** Administration and Finance Issues Cte  
Board of Directors

**From:** M. Markus

**Staff Contact:** M. Patel/R.Fick

**Budgeted:** Yes  
**Budgeted Amount:** \$58,700  
**Cost Estimate:** \$58,700  
**Funding Source:** General Fund – Various  
Departments  
**Program/Line Item No.:**  
**General Counsel Approval:**  
**Engineers/Feasibility Report Approved:** N/A  
**CEQA Compliance:** N/A

**Subject:** REQUEST FOR PROPOSALS (RFP) FOR UNIFORM SERVICES

---

### SUMMARY

Staff requests authorization to issue a Request for Proposals for uniform services for all facilities.

Attachment(s): Draft RFP for Uniform Rental and Laundry Services

### RECOMMENDATION

Agendize for September 20 Board meeting: Authorize issuance of Request for Proposals for uniform services for the Water Production, Recharge Operations, Research & Development, and Lab operations.

### DISCUSSION/ANALYSIS

The District currently contracts the uniform services at the Fountain Valley, Anaheim, and Prado sites to Aramark at an estimated annual cost of \$58,700.

Uniform services are provided for the following departments: Laboratory, Water Production, Research & Development, and Recharge Operations. A detailed list of uniforms is included in the Request for Proposal attached hereto. The District will require a three-year agreement for the services with an extension option.

The budgeted amount is \$58,700 and includes providing delivery and pick up as well as laundering uniforms, lab coats, shop rags and floor mats.

### PRIOR RELEVANT BOARD ACTION(S):

4/18/07 M07-61 Authorizing Issuance for Uniform Services for the Fountain Valley, Anaheim, and Prado Operations



To:

Request for Proposals ([RFP](#)) for Uniform Rental and Laundry Services  
for the  
Orange County Water District

The Orange County Water District (OCWD) is soliciting proposals from qualified vendors to provide uniform rental and laundry services at the Fountain Valley, Anaheim, and Prado facilities.

The service is expected to commence immediately following [the](#) award of the service by the OCWD Board of Directors and upon execution of the agreement.

Background

OCWD was formed in 1933 by a special act of the California State Legislature to protect Orange County's rights to water in the Santa Ana River and to manage this important groundwater basin.

Since 1933, OCWD has replenished and maintained the groundwater basin at safe levels while more than doubling the basin's annual yield. This important source provides local groundwater producers with a reliable supply of high-quality water.

Project Description

OCWD is soliciting proposals to provide uniform rental and laundry services for the various departments located at the Fountain Valley facility located at 18700 Ward Street, Fountain Valley, CA; the Field Headquarters facility located at 4060 E. La Palma, Anaheim, CA 92807, and the Prado facility located at 14980 River Road, Corona, CA 92880.

Scope of Work

The number of uniforms and other items to be provided including the services expected are described in the attached Scope of Services.

## Proposal Requirements

Any vendor interested in performing the uniform rental and laundry services must submit a written Proposal. Each proposal must meet all criteria ~~outlined set forth~~ in this RFP. Please submit all requested information, documents, insurance certificates with Additional Insured form, copy of sample billing, and applicable licenses with your proposal. Submittal of the proposal is solely at the cost of the proposing vendor and OCWD is in no way liable or obligates itself for any cost incurred to the proposing vendor in preparing the proposal. Proposing vendors must:

- A. Have experience and knowledge in the provision of uniforms and laundering thereof. Please provide copies of certificates if applicable;
- B. Have a business license;
- C. Have insurance with minimum coverage of \$2,000,000 General Liability, \$1,000,000 Automobile Liability and \$1,000,000 Workers' Compensation, and Employer's Liability;

## Other Requirements

- D. OCWD expects the uniform rental and laundry services vendor selected will provide quality service ~~by in accordance with~~ professional standards in the industry.
- E. The uniform laundry and rental services vendor selected must demonstrate experience with the type of service anticipated and must have the ability to perform all anticipated services ~~promptly in a timely manner~~ upon receipt of written requests from OCWD or its authorized representative.

## Submittal Information/Instructions

If your company would like to be considered as a candidate to provide uniform laundry and rental services for OCWD, please have your original proposal and three copies sent to Randy Fick, at the Orange County Water District, 18700 Ward Street, Fountain Valley, CA 92708, clearly marked RFP/Uniform Services. The proposal must be received no later than 4:00 p.m. on ~~September 29, 2023~~. **Proposals received after that time and date will not be considered.**

The uniform laundry and rental services company selected will ~~enter into an~~ agreement to provide services for ~~a period of~~ three years, with an option to renew this Contract for an additional three years.

The proposal should contain, at a minimum, the following:

- A. Brief description of your company;



- B. List of recent accounts with similar-type required services performed by your company;
- C. List of four current references with names, titles, and telephone numbers;
- D. A statement describing the company's present and projected workload, staffing, and ability to provide prompt, quality uniform rental and laundry services;
- E. Proposals should explain how your company will fulfill the services requested by OCWD;
- F. Proposals should specify the monthly amount for the scope of services to be performed and the rates for services not listed in the scope; and
- G. A sample billing is required and very important.

Project Schedule

RFP date: \_\_\_\_\_  
 Meeting and site date: \_\_\_\_\_  
 Proposal submittal date: \_\_\_\_\_

A meeting with prospective vendors is scheduled for \_\_\_\_\_ at \_\_\_\_\_ a.m., in OCWD's Administration Headquarters located at 18700 Ward Street, Fountain Valley, CA 92708.

Selection Process

OCWD reserves the right to award the contract to the vendor(s) who presents the proposal(s) which in the judgment of OCWD, best accomplishes the desired results, and shall include, but not be limited to a consideration of the professional service fee. Any such award will be made within \_\_\_\_\_ calendar days of the opening of the Proposals. By submitting a Proposal, each Proposer agrees that OCWD, in determining the successful Proposer and its eligibility for the award, may consider the Proposer's experience, facilities, delivery abilities, conduct, and performance under other contracts, financial condition, reputation in the industry and other factors which could affect the Proposer's performance under this Agreement. OCWD reserves the right to reject any or all proposals, to waive any informality in any proposal, and to make awards in the interest of OCWD.

District Contact Person

The contact person for this project is Sydney Sarmiento who can be reached at 714-378-3306.

Additional Information and Changes

All requests for additional information should be made to the undersigned, in writing (fax and e-mail are acceptable). No oral modifications of this RFP shall be valid. Any modifications shall be written by [the](#) RFP addendum and signed by the District's Project Manager.

# SCOPE OF SERVICES

1. VENDOR shall supply and launder uniforms, laboratory coats, coveralls, towels, and carpet mats as designated below:

## A. WORK UNIFORMS

Pants – This S shall be a poly/cotton blend fabric and be available in a choice of denim or cargo pants. Reinforced crotch and stretch pant style is preferred. Pant colors are to be determined by OCWD.

Arc Flash Pants – There S shall be a minimum ATPV of 8.7 cal/cm<sup>2</sup> and be available in cargo pants. Reinforced crotch and stretch pant style is preferred. Pant colors are to be determined by OCWD.

Shirts – This S shall be a poly/cotton blend fabric and be available in a choice of short and long-sleeve shirts. A Vented and cool comfort style is preferred. Shirt colors are to be determined by OCWD.

Arc Flash Shirts – There S shall be a minimum ATPV of 8.7 cal/cm<sup>2</sup> and be available in long sleeve shirts. Shirt colors are to be determined by OCWD.

## B. OTHER CLOTHING

Laboratory Coats – This S shall be cotton and available in white. Laboratory coats shall have a button front, one left chest, and two hip pockets with knitted tight cuff sleeves. An option for the Bulwark type Laboratory coat is also requested by the District.

## C. OTHER ITEMS

Towels – These S shall be available in a choice of glass, bar, Turkish, shop, and microfiber towels. Size to be determined by OCWD. The Vendor is responsible to service for servicing towels every on a weekly basis.

Mats – Shall be available in a choice of nylon, rubber, and scrapper. Size and color are to be determined by OCWD per location. The Vendor is responsible for to replac inge mats s at locations every other week.

**D. QUANTITIES** – Uniforms, laboratory coats, and other items are estimated only, and therefore, subject to increase or decrease by OCWD. The table below represents the estimated number of uniforms, laboratory coats, and other items required at the Fountain Valley, Field Headquarters, and Prado locations:

Uniforms, Coveralls, Laboratory Coats –

Fountain Valley –

Maintenance:	18 employees, 11 pant/shirt sets each
I&E (FR):	9 employees, 11 pant/shirt sets each
Operations:	24 employees, 11 pant/shirt sets each
Barrier Operations:	4 employees, 11 pants each
Hydrogeology:	1 employee, 11 pant/shirt set each
Laboratories:	39 employees, 5 coats each
Research & Development:	12 employees, 5 coats each
	1 employee, 11 pant/shirt set

Anaheim –

Research & Development:	2 employees, 1 coat each
Field Headquarters:	15 employees, 11 pant/shirt sets each
	3 employees, 11 pants each

Corona –

Prado:	2 employees, 11 pant/shirt sets each
--------	--------------------------------------

Towels:

Fountain Valley:	500 shop towels
	100 diaper towels
	150 massage towels
	300 Turkish towels
	100 glass towels

Field Headquarters:	100 shop towels
	100 diaper towels
	100 Turkish towels

Prado:	50 shop towels
	100 Turkish towels

Mats:

Fountain Valley:	33 - 3 x 4 nylon/rubber 10 - 3 x 10 nylon/rubber 27 - 4 x 6 nylon/rubber 20 - 3 x 5 scrapper
Field Headquarters:	1 - 3 x 10 nylon/rubber 4 - 4 x 6 nylon/rubber 1 - 3 x 3 nylon/rubber
Prado:	2 – 4X6 nylon/rubber

- E. **RACKS** – Vendor to supply laundry/hanger racks for storing clean garments and containers for soiled uniforms at all three OCWD locations, at no additional cost to the District.
- F. **CLEANING** – All uniforms shall be professionally laundered or cleaned in a completely sanitary condition and in strict accordance with local, county, or state public health agency requirements. Vendor shall not assess a charge for uniforms returned for cleaning. Shirts shall be pressed. Pant legs shall not have double creases. If the finish does not meet the District's approval, The Vendor will be required to return to pressing all garments, at no additional cost.

2. SPECIFICATIONS:

- A. All towels and clothing shall be new and unused;
- B. All uniforms, coveralls, and laboratory coats shall be of good quality with a maximum one percent -shrinkage;
- C. Both short and long-sleeved shirts should be available;
- D. Glass, Turkish, massage, and diaper towels should be 100% cotton; shop towels should be the industrial type, 80% cotton, 20% synthetic yarn;
- E. Carpet mats to be 10% Dupont or equivalent cut pile.

3. MAINTENANCE AND REPLACEMENT:

- A. The Vendor shall launder and press all uniforms exclusively in the Vendor's own plants by in accordance with OCWD, County of Orange, and State of California Public Health Agencies.
- B. The Vendor shall keep garments in a presentable condition at all times. If, solely in the opinion of OCWD, garments are worn or unsatisfactory, they shall be replaced immediately. Failure to provide new employee garments or replacement garments within one delivery cycle will result in

double rental credits to OCWD for said garments until replacement. Any garments not first provided or replaced within four (4) weeks of a request by OCWD may result in termination of this Agreement for non-performance.

- C. Repair all general cuts, tears, and damage to uniforms, caused by normal hazards of the employee's work, at no cost to OCWD. Garments damaged beyond repair, solely in the judgment of OCWD, by employees' carelessness or, garments that are requested to be changed out due to changes in size, will be replaced and charged to OCWD per the listed replacement charge, less a prorated charge based upon a 24-month average life of uniform. The last six months of the 2-year uniform life are excluded from a replacement charge. In addition, the ~~V~~ vendor shall furnish written instructions and provide a simplified repair/replacement policy at all pickup/delivery points within OCWD.
- D. All pants, shirts, shorts, coveralls, and towels must be replaced with new, unused garments every 24 months.
- E. The ~~V~~ vendor is responsible for measuring all individuals covered in this agreement and shall guarantee full issues and proper fit at the time of the agreement start date or at the time of a request for new uniforms for new employees. The ~~V~~ vendor shall make appointments in advance of the date for the beginning of this agreement with each department to take measurements, answer questions, and allow enough time to prepare the first issue for delivery on time.

#### 4. INVENTORY:

The ~~V~~ vendor shall furnish eleven uniform sets per employee to allow for five complete changes per week, five laundered and one turn-around uniform, unless otherwise directed by OCWD.

#### 5. DELIVERY:

Deliveries and pick-up of all uniforms, and towels are to be made weekly at a time and place specified by OCWD. Uniforms are to be delivered on clothes hangers and fully marked with the employee's name, number, and month/year of issue on each garment.

Accountability for all soiled uniforms picked up and returned clean will be required at each point of pickup and delivery ~~using by means of a~~ a list indicating the name of the person and the number of items by type. This list will be provided to a designated contact person at each OCWD location, each week.

6. SAMPLES:

OCWD requests the vendor to submit a sample of the uniform/garment, towel, and carpet mat intended to be supplied ~~before~~<sup>prior to</sup> orders being given. A brochure describing the clothing is to be included. These items will be returned.

7. PRICING

Pricing shall include ALL costs, sales tax, environmental fees, fittings, patches, repairs, delivery fees, logo emblems, and name patches.

Pricing shall be listed individually; also, an amount for the total project should be stated.

DRAFT



## AGENDA ITEM SUBMITTAL

**Meeting Date:** September 14, 2023

**To:** Administration and Finance Issues Cte  
Board of Directors

**From:** Mike Markus

**Staff Contact:** L. Haney / R. Zembal

**Budgeted:** Yes

**Budgeted Amount:** \$180,000

**Cost Estimate:** \$165,210

**Funding Source:** R&R

**Program/ Line Item No.** R23032

**General Counsel Approval:** N/A

**Engineers/Feasibility Report:** N/A

---

### **Subject: PURCHASE SKID-STEER FROM QUINN COMPANY**

---

The Prado skid-steer TL-33 is the compact track loader used to keep the road system open to access the interior of the Prado Basin for the work that supports operations and water conservation. The skid-steer is in poor shape, has been out of service awaiting parts for months, and has a Tier 1 engine necessitating removal from service or annual use for under 200 hours per year to comply with California Ambient Air Quality Standards (CAAQS). Staff recommend replacing the skid-steer with a new machine for regular use in Prado Basin. The older machine would be retained as a backup.

#### Attachment(s):

- Quote from Quinn Company for a new skid-steer.

### **RECOMMENDATION**

Agendize for September 20 Board meeting: Authorize issuance of Purchase Order to Quinn Company of Orange for \$165,210 to purchase a new skid-steer and retain TL-33 for backup use of under 200 hours per year.

### **BACKGROUND/ANALYSIS**

The roads and trails travelled by OCWD staff in the Prado Basin are essential for access to the basin interior. The narrow roads in the basin are quickly overgrown and unpassable, requiring the mobility, compactness, and functionality of this piece of equipment to maintain. The skid-steer is used for mowing edges and keeping roads and trails open.

The existing tractor is in poor shape, has been out of service awaiting parts for months, and has a Tier 1 engine necessitating removal from service or restricted use of under 200 hours per year to comply with California Ambient Air Quality Standards (CAAQS) set by the California Air Resources Board. By putting TL-33 on low-use, OCWD will receive additional credits for compliance with air quality standards equal to surplus the machine, but also benefit with a spare piece of equipment usable for emergencies and small jobs.

For fiscal year 2023-24, a budget of \$180,000 was established to replace the existing skid-steer which was used almost exclusively in the Prado Basin and mostly to keep



access to work sites open. The proposed replacement differs from the old with a few technological enhancements and manufacturer support that come with a newer version including an engine that complies with CAAQS.

Staff contacted appropriate equipment dealerships to obtain quotations for a new skid-steer. The only company that responded was Quinn Company. The provided quotation is in line with advertised values. The new Caterpillar Inc. Model: 299D3 Compact Track Loader is quoted at \$165,210 including sales tax and a 60-month, 5,000 service hours warranty.

**PRIOR RELEVANT BOARD ACTION(S)**

N/A



168576-01

Jul 12, 2023

ORANGE COUNTY WATER DISTRICT  
ATTN ACCTS PAYABLE-TID 953539256  
P O BOX 20845  
FOUNTAIN VALLEY, California 92708

Attention: DANNY SIMALA

Quinn Company would like to thank you for your interest in our company and our products, and are pleased to quote the following for your consideration.

One (1) New Caterpillar Inc. Model: 299D3 Compact Track Loader

**STOCK NUMBER:**                      **SERIAL NUMBER:**                      **YEAR:** 2023-2024

Quinn Company would like to thank you for the opportunity of quoting on your equipment needs. This quotation is valid for 30 days, after which time we reserve the right to re-quote. If there are any questions, please do not hesitate to contact me.

Sincerely,

Jeff Liebl  
Machine Sales Representative  
714 713-5110  
jliebl@quinncompany.com

**One (1) New Caterpillar Inc. Model: 299D3 Compact Track Loader****Standard Equipment****POWERTRAIN**

Cat C3.8 turbo aftercooled diesel engine  
 -Gross horsepower per SAE J1349  
 98 hp (73 kW) @ 2400 RPM  
 -Electric fuel priming pump  
 -Air inlet heater starting aid  
 -Liquid cooled, direct injection  
 Air cleaner, dual element, radial seal

S-O-S sampling valve, hydraulic oil  
 Filter, cartridge type, hydraulic  
 Filters, canister type, fuel  
 and water separator  
 Radiator/hydraulic oil  
 cooler (side-by-side)  
 Spring applied, hydraulically released,

**OPERATOR ENVIRONMENT**

-Park brake engages  
 -Engine emission system  
 Gauges: DEF level, fuel level,  
 hour meter and tachometer  
 Storage compartment with netting  
 Ergonomic contoured armrest  
 Control interlock system, when operator  
 leaves seat or armrest raised :  
 -Hydraulic system disables  
 -Hydrostatic transmission disables

-Parking brake engages  
 ROPS Cab, open, tilt up  
 FOPS, Level I  
 Top and rear windows  
 Floor mat  
 Interior rear view mirror  
 12V electric socket  
 Horn  
 Hand (dial) & throttle electronic

**FRAMES**

Lift linkage, vertical path  
 Chassis, one piece welded  
 Machine tie down points (6)  
 Belly pan cleanout

Support, lift arm  
 Cast rear bumper  
 Ventilated rear door with integrated  
 sealing

**OTHER STANDARD EQUIPMENT**

Engine enclosure - lockable  
 Extended life antifreeze (-37C, -34F)  
 Work tool coupler

Hydraulic oil level sight gauge  
 Radiator coolant level sight gauge

**OPERATOR ENVIRONMENT**

-Hydraulic oil temperature  
 -Hydraulic filter restriction  
 -Air inlet heater activation  
 -Engine oil pressure  
 -Engine coolant temperature

-Armrest raised / operator out of seat  
 -Alternator output  
 -Air filter restriction  
 Operator warning system indicators:

**ELECTRICAL**

Electrical outlet, beacon  
Backup alarm  
-Dome light  
-Two rear tail lights  
-Gauge backlighting

Lights:  
Ignition key start / stop / aux switch  
100 ampere alternator  
12 volt electrical system

### HYDRAULICS

Speed sensor guarding  
transmission control  
Electro/hydraulic hydrostatic

Electro/hydraulic implement control  
ISO or H pattern controls:

### UNDERCARRIAGE

Two speed motor  
Suspension - independent torsion axle(4)

Single flange rear idler  
Dual flange front idler

### POWERTRAIN

Hydrostatic transmission

wet multi disc parking brakes

### OTHER STANDARD EQUIPMENT

Radiator expansion bottle  
Cat ToughGuard TM hose  
Heavy duty flat faced quick disconnects  
with integrated pressure release  
Split d-ring to route work tool hoses

along side of left lift arm  
Variable speed hydraulic cooling fan  
Per SAE J818-2007 and EN 474-3:2006 and  
ISO 14397-1:2007

**MACHINE SPECIFICATIONS**

299D3 COMPACT TRACK LOADER	512-4299
LANE 2 ORDER	0P-9002
CAB PACKAGE, ULTRA	588-9140
DEBRIS MGMT PKG, NONE (DM0)	512-4089
TRACK,RUBBER,450MM(17.7IN)BLCK	389-7672
RIDE CONTROL	512-3491
BATTERY,HD,DISCONNECT, 850 CCA	568-5614
REAR LIGHTS	356-6082
DOOR, CAB, POLYCARBONATE	586-1308
SEAT BELT, 3"	542-6995
PRODUCT LINK, CELLULAR PL641	573-8121
QUICK COUPLER, HYDRAULIC	512-3401
CERTIFICATION ARR, P65	563-1163
INSTRUCTIONS, ANSI, USA	512-4284
SERIALIZED TECHNICAL MEDIA KIT	421-8926
SHIPPING/STORAGE PROTECTION	0P-2266
FILM, RIDE CONTROL, ANSI	422-3445
FILM, SELF LEVEL, ANSI	435-9238
ROTATING BEACON	309-1325
COUNTERWEIGHT,MACHINE,EXTERNAL	345-5148
PACK, DOMESTIC TRUCK	0P-0210
BUCKET-GP, 86", EDGE	296-8192
BUCKET-MP, 80", TOOTH	426-6547
PRINTED PARTS/ SERVICE MANUALS	QUINN PARTS
DOOR AND WINDOW SHIELDS	QUINN SHOP

**WARRANTY & COVERAGE**

Standard Warranty: 24 MONTHS / 2,000 HOURS FULL MACHINE  
 Extended Coverage: 60 MONTHS/ 5000 HOURS PREMIER WARRANTY (Total Machine)  
 CSA 36 MO / 1,500 HOURS PARTS ONLY (INCLUDES FILTER KITS FOR FIRST 3 SERVICES)

LIST PRICE	\$180,422.19
SOURCEWELL CONTRACT 032119 DISCOUNT -21%	-\$37,888.65
<b>NET BALANCE DUE</b>	<b>\$142,533.54</b>
60 MONTHS/ 5000 HOURS TOTAL MACHINE WARRANTY	\$11,630.00
SALES TAX (7.75%)	\$11,046.35
<b>AFTER TAX BALANCE</b>	<b>\$165,209.89</b>

**PAYMENT TERMS**

**Cash Invoice Terms**

NET 10 DAYS
\$165,209.89

**F.O.B/TERMS:**

Subject to Factory Order

Accepted by \_\_\_\_\_ on \_\_\_\_\_

\_\_\_\_\_  
Signature



## AGENDA ITEM SUBMITTAL

**Meeting Date:** September 14, 2023

**To:** Administration and Finance Issues Cte  
Board of Directors

**From:** Mike Markus

**Staff Contact:** L. Haney / R. Zembal

**Budgeted:** Yes

**Budgeted Amount:** \$60,000

**Cost Estimate:** \$47,710

**Funding Source:** R&R

**Program/ Line Item No.** R23033

**General Counsel Approval:** N/A

**Engineers/Feasibility Report:** N/A

---

**Subject: PURCHASE F-150 TRUCK FROM VILLA FORD OF ORANGE**

---

The Prado field trucks are required to access all parts of the Prado Basin for habitat and endangered species monitoring in support of Operations and Water Conservation. The terrain and driving conditions are necessarily rough on a vehicle and the oldest of the trucks assigned to Natural Resources Field staff has become unreliable. Staff recommends that the oldest of the field trucks, T-126, a 2004 vintage F-150 truck with 144,668 miles.

Attachment(s):

- Quotes from Villa Ford of Orange, Fritts Ford, Huntington Beach Ford, and Fairway Ford for an F-150 truck.

### RECOMMENDATION

Agendize for September 20 Board meeting: Authorize issuance of Purchase Order to Villa Ford of Orange for \$47,710 to purchase an F-150 Truck, and place equipment on the surplus equipment list.

### BACKGROUND/ANALYSIS

The trucks relied upon by Natural Resources Field staff in the Prado Basin are essential for access to the basin interior. For staff health and safety reasons, it is essential that they be reliable, particularly in the extreme summer heat. For fiscal year 2023-24, a budget of \$60,000 was established to replace truck T-126, a 2004 model F-150 with 144,668 miles. T-126 was used almost exclusively in the Prado Basin to transport staff and equipment to their work sites. The proposed replacement is the same model size with the technological enhancements and manufacturer support that come with a newer version.

Staff contacted several dealerships and obtained four cost quotes for a new F-150 truck. Villa Ford at \$47,709.55 was the lowest quote for a truck with the needed features. The others were Fritts Ford -\$49,192; HB Ford - \$53,175; Fairview Ford - \$45,262 (without ecoboost, so rejected). The Villa Ford quotation is in line with advertised MSRP values and has the features requested. The majority of the District's fleet consists of Ford vehicles. This gains efficiency for repairs, diagnostics, and stocking spare parts. The new F-150 is quoted at \$47,710 including sales tax and a factory 3-year warranty.



**PRIOR RELEVANT BOARD ACTION(S)**

N/A

10-146P (Reveal Code)

FIN Code QK769



Preview Order WS78 - X1E - 4x4 SuperCab: Order Summary Time of Preview: 08/03/2023 11:08:46 Receipt: 8/3/2023

Dealership Name: Villa Ford of Orange

Sales Code: F71053

Dealer Rep.	Toreno Winn	Type	Fleet	Vehicle Line	F-150	Order Code	WS78
Customer Name	orange county	Priority Code	J2	Model Year	2023	Price Level	365

DESCRIPTION	MSRP	DESCRIPTION	MSRP
F150 4X4 SUPERCAB - 145	\$42995	50 STATE EMISSIONS	\$0
145 INCH WHEELBASE	\$0	CLASS IV TRAILER HITCH	\$315
TOTAL BASE VEHICLE	\$42995	FX4 OFF-ROAD PACKAGE	\$1095
OXFORD WHITE	\$0	.SKID PLATES	\$0
VINYL 40/20/40 FRONT SEAT	\$0	PRICE CONCESSION INDICATOR	\$0
MEDIUM DARK SLATE	\$0	REMARKS TRAILER	\$0
EQUIPMENT GROUP 101A	\$0	XL CHROME APPEARANCE PACKAGE	\$895
.XL SERIES	\$0	.CHROME FRONT/REAR BUMPERS	\$0
→ 3.5L V6 ECOBOOST	\$2735	.FOG LAMPS	\$0
ELEC TEN-SPEED AUTO W/TOW MODE	\$0	.17" SILVER PAINTED ALUMINUM	\$0
.265/70R 17 BSW ALL-TERRAIN	\$0	SPECIAL DEALER ACCOUNT ADJUSTM	\$0
3.31 ELECTRONIC LOCK RR AXLE	\$0	SPECIAL FLEET ACCOUNT CREDIT	\$0
7050# GVWR PACKAGE	\$0	FUEL CHARGE	\$0
CA NEW MTR VEHICLE BOARD FEES	\$0	NET INVOICE FLEET OPTION (B4A)	\$0
JOB #2 ORDER	\$0	PRICED DORA	\$0
FORD FLEET SPECIAL ADJUSTMENT	\$0	ADVERTISING ASSESSMENT	\$0
FRONT LICENSE PLATE BRACKET	\$0	DESTINATION & DELIVERY	\$1995

TOTAL BASE AND OPTIONS	MSRP	\$50030
XL DISCOUNT		\$-750
XL DISCOUNT CHROME		\$-500
TOTAL DISCOUNT		\$-1250
TOTAL		\$48780

Price # 44278.00  
 TAX # 3431.55  
 Total # 47709.55

ORDERING FIN: QK769 END USER FIN: QK769

INCENTIVES

Customer Name: Orange County Water  
 Customer Address: 4060 East La Palma Ave  
 Anaheim CA 92807

Customer Email: Pwimmerstedt@ocwd.com  
 Customer Phone: 714 378-5335

# Fritts Ford

# Quote

7990 Auto Drive  
Riverside, CA, 92504  
951-353-8800 x-522

DATE 8/7/2023

PO

F150 Supercab

Orange County Water District  
18700 Ward Street  
Fountain Valley, CA 92708

Prepared by: Robert Wiltsey

Timothy Pacific

7143783274

Quote

F02898

Description	AMOUNT
1FDUF5GT0NDA23528	
	\$ -
2023 F150 Supercab with 3.5 Ecoboost 163 WB	\$ 48,110.00
GPC Discount	\$ (3,600.00)
Net Price	\$ 44,510.00
Sales Tax	\$ 3,902.08
Registration and Weight Fees	\$ 780.25
Total Out the Door	\$ 49,192.31

*I truly appreciate every opportunity to earn your business!*

Approved By x \_\_\_\_\_ Date x \_\_\_\_\_

Orange County Water District  
 18700 Ward Street  
 P.O. Box 8300  
 Fountain Valley, CA 92728-8300



**REQUEST FOR QUOTATION**

Project Mgr: Patti Wimmerstedt  
 Phone: 714-378-3261  
 Fax: 714-378-3374  
 e-mail: pwimmerstedt@ocwd.com

**THIS QUOTATION WILL ONLY BE ACCEPTED UNTIL**

TO: HUNTINGTON BEACH FORD  
 ATTN: AARON

<b>THIS IS NOT AN ORDER</b>		<b>REQUEST FOR QUOTATION</b>																			
		DATE ISSUED 8/17/2023	QUOTE REQUIRED BY 8/30/2023																		
QUANTITY	PART NO.	Description																			
1		2023 F150 4X4 SUPERCAB-145 XL 3.5L V6 ECOBOOST ENGINE OXFORD WHITE VINYL 40/20/40 SEAT FRONT MEDIUM DARK SLATE EQUIP GRP 101A .XL SERIES ELEC TEN-SPEED AUTO W/TOW MODE .265/70R 17 BSW ALL-TERRAIN 3.31 ELEC LOCK RR AXLE 7050#GVWR PKG CA NEW MTR VEHICLE BOARD FEES CLASS IV TRAILER HITCH FX4 OFF ROAD PACKAGE, SKID PLATES XL CHROME APPREARANCE PKG .CHROME FRONT/REAR BUMPERS FOG LAMPS .17" SILVER PAINTED ALUMINUM FLEX FUEL VEHICLE DESTINATION & DELIVERY DEALER TO SUPPLY "EXEMPT PLATES" <i>model year</i>	<table style="width:100%; border-collapse: collapse;"> <tr> <td style="width: 60%;">Vehicle Price</td> <td style="text-align: right;">\$50,080</td> </tr> <tr> <td>XL Discount</td> <td style="text-align: right;">\$ 1,250</td> </tr> <tr> <td></td> <td style="text-align: right; border-top: 1px solid black;">\$48,780.00</td> </tr> <tr> <td>Doc Fee</td> <td style="text-align: right;">85.00</td> </tr> <tr> <td>Tire Fee</td> <td style="text-align: right;">8.75</td> </tr> <tr> <td>DMV Transfer Fee</td> <td style="text-align: right;">33.00</td> </tr> <tr> <td></td> <td style="text-align: right; border-top: 1px solid black;">\$48,906.75</td> </tr> <tr> <td>Sale Tax</td> <td style="text-align: right;">4,268.25</td> </tr> <tr> <td><b>TOTAL</b></td> <td style="text-align: right; border-top: 1px solid black; border-bottom: 1px solid black;"><b>\$53,175.00</b></td> </tr> </table>	Vehicle Price	\$50,080	XL Discount	\$ 1,250		\$48,780.00	Doc Fee	85.00	Tire Fee	8.75	DMV Transfer Fee	33.00		\$48,906.75	Sale Tax	4,268.25	<b>TOTAL</b>	<b>\$53,175.00</b>
Vehicle Price	\$50,080																				
XL Discount	\$ 1,250																				
	\$48,780.00																				
Doc Fee	85.00																				
Tire Fee	8.75																				
DMV Transfer Fee	33.00																				
	\$48,906.75																				
Sale Tax	4,268.25																				
<b>TOTAL</b>	<b>\$53,175.00</b>																				
<p>QUOTE VALID UNTIL: <u>For a 2023 F-150 order with 3.5L EcoBoost engine. This quote is for a Retail purchase &amp; sales reporting due to State &amp; Local ordering closing on 8/19/23.</u></p> <p>EMAIL THIS QUOTATION TO PATTI WIMMERSTEDT AT <a href="mailto:pwimmerstedt@ocwd.com">pwimmerstedt@ocwd.com</a></p> <p style="text-align: right;">OFFICIAL SIGNATURE <u>Aaron Pustyna</u></p> <p style="text-align: center;"><b>REQUEST FOR QUOTATION</b></p>																					

# FAIRWAY

1350 Yorba Linda Boulevard • Placentia • California • 92870  
Tel: 714/ 579-3800 • Fax: 714/ 996-5610

## VEHICLE ORDER CONFIRMATION

08/17/23 14:53:06

==>

Dealer: F71009

2023 F-150

Page: 1 of 1

Order No: 0000    Priority: J3    Ord FIN: QA769    Order Type: 5B    Price Level: 376  
Ord PEP: 101A    Cust/Flt Name: OCWD    PO Number:

		RETAIL			RETAIL
X1E	F150 4X4 S/C	\$42995		FRT LICENSE BKT	NC
	145" WHEELBASE		425	50 STATE EMISS	NC
YZ	OXFORD WHITE		53B	CLASS IV HITCH	315
A	VINYL 40/20/40	NC	55A	FX4 OFF ROAD	1095
S	MED DARK SLATE			.SKID PLATES	
101A	EQUIP GRP				
	.XL SERIES			TOTAL BASE AND OPTIONS	50030
998	3.5L V6 GTDI	2735		XL DISCOUNT	(750)
44G	ELEC 10-SPDAUTO			XL DISCOUNT CHROME	(500)
	.265/70R-17			TOTAL	48780
XL3	3.31 ELEC LOCK	NC			
	7050# GVWR				
	CA BOARD FEES	NC			
	JOB #2 ORDER				
	FLEET SPCL ADJ	NC			

*is that  
Ego boss?  
yes*

## VEHICLE ORDER CONFIRMATION

08/17/23 14:53:14

==>

Dealer: F71009

2023 F-150

Page: 2 of 1

Order No: 0000    Priority: J3    Ord FIN: QA769    Order Type: 5B    Price Level: 376  
Ord PEP: 101A    Cust/Flt Name: OCWD    PO Number:

					RETAIL
794	PRICE CONCESSN			XL DISCOUNT CHROME	\$(500)
	REMARKS TRAILER			TOTAL	48780
86A	XL CHROME PKG	895			
	.CHROME BUMPERS				
	.FOG LAMPS				
	.17" SILVER ALUM				
	SP DLR ACCT ADJ				
	SP FLT ACCT CR				
	FUEL CHARGE				
B4A	NET INV FLT OPT	NC			
	PRICED DORA	NC			
	DEST AND DELIV	1995			

SALES PRICE 8 @ 41,998<sup>00</sup>  
 7.75% SALES TAX 8 @ 3254<sup>85</sup>  
 CAL. TIRE FEE 8 @ 87<sup>5</sup>  
DMV 8 EXEMPT  
TOTAL 8 @ 45,261<sup>60</sup>

TOTAL BASE AND OPTIONS 50030  
XL DISCOUNT (750)

*Call Tuesday morn. Todd-  
909-386-0281*

EACH.  
*8/1 - Letter of intent*



## AGENDA ITEM SUBMITTAL

**Meeting Date:** September 14, 2023  
**To:** Administration/Finance Issues Cte  
Board of Directors

**From:** Mike Markus

**Staff Contact:** R. Fick/M. Patel

**Budgeted:** Yes  
**Budgeted Amount:** \$162,500  
**Cost Estimate:** \$156,482  
**Funding Source:** General Fund  
**Program/ Line Item No.** 1050.57016,  
1060.57016, 1062.57016  
**General Counsel Approval:** N/A  
**Engineers/Feasibility Report:** N/A  
**CEQA Compliance:** N/A

**Subject: AMENDMENT NO. 4 TO AGREEMENT WITH CORPORATE IMAGE  
MAINTENANCE FOR JANITORIAL SERVICES**

---

### SUMMARY

Corporate Image Maintenance has been providing janitorial services for the past eight years for the Fountain Valley, Anaheim and Prado facilities. Corporate Image Maintenance has provided excellent service and has been helpful with the current additional cleaning needed. Staff recommends extending the agreement for the remainder fiscal year 2023-24.

Attachment(s): Pricing Information dated August 24, 2023

### RECOMMENDATION

Agendize for September 20 Board meeting: Authorize issuance of Amendment No. 4 to Agreement No. 1095 to Corporate Image Maintenance for janitorial services for the Fountain Valley, Anaheim and Prado facility sites for an amount not to exceed \$156,482 for ten months of fiscal year 2023-24.

### BACKGROUND/ANALYSIS

Janitorial services were problematic until Corporate Image Maintenance was hired in July 2015. This company started by bringing all facilities up to standard and continuing to keep them clean. Corporate Image is a family owned business with offices in Santa Ana. They have invested in high quality floor cleaning equipment which is necessary to keep the tile floors and carpeting clean. The Orange County Sanitation District has been using their services for over 19 years and they are very pleased with the services as well. Corporate Image has been very responsive and helpful in providing extra cleaning and disinfectant services immediately when requested.

They continue to provide high quality cleaning services and respond to staff's many requests immediately. Therefore, staff recommends Corporate Image Maintenance be contracted to provide the janitorial services for all facilities for the remainder of fiscal year 2023-24.

## **PRIOR RELEVANT BOARD ACTION(S)**

08/19/20 R20-8-112 Authorize issuance of Amendment No. 3 to Agreement No. 1095 to Corporate Image Maintenance for janitorial services for the Fountain Valley, Anaheim and Prado facility sites for an amount not to exceed \$158,136 for the first year (2020/21), \$170,172 for the second year (2021/22) and \$174,312 for the third year (2022-23) of the term.

09/19/18 R18-9-128 Authorize issuance of Amendment No, 2 to Agreement No. 1095 to Corporate Image Maintenance for janitorial services for the Fountain Valley, Anaheim and Prado facility sites for an amount not to exceed \$133,380 for the first year and \$143,052 for the second year of the term.

7/20/16 R16-7-104 Authorize issuance of Amendment No. 1 to Agreement No. 1095 to Corporate Image Maintenance for the janitorial services for the Fountain Valley, Anaheim and Prado facility sites for an amount not to exceed \$120,168 for the first year and \$125,820 for the second year of the term.

07/15/15 R15-7-101 Authorize issuance of Agreement to Corporate Image Maintenance for janitorial services for the Fountain Valley, Anaheim and Prado facility sites for an amount not to exceed \$111,600 for a one-year period with an option to renew for an additional two years under the same terms and conditions.

06/18/14 R14-6-89 (1) Authorize termination of Agreement with ABM Building Value for janitorial services effective June 27, 2014 and (2) Authorize issuance of Agreement to Merchants Building Maintenance for janitorial services for the Fountain Valley, Anaheim and Prado facility sites for an amount not to exceed \$90,984 for a one-year period commencing Jun 30, 2014.

11/06/13 R13-11-139 - Authorize termination of Agreement with Jabez Building Services for janitorial services effective November 15, 2013; and Authorize Agreement to ABM Building Value for janitorial services for the Fountain Valley, Anaheim and Prado facility sites for a period of two years in an amount not to exceed \$98,556 for the current year, with an option to renew for two additional years.

06/19/13 R13-6-71 - Authorize Agreement to Jabez Building Services for a period of one year in an amount not to exceed \$96,000 with an option to renew for one additional year

06/20/12 R12-6-71 - Authorize Agreement to Jabez Building Services for an amount not to exceed \$100,656 for janitorial services for the Fountain Valley, Anaheim and Prado facility sites, for a period of one year with an option to renew for an additional two years

06/15/11 R11-6-91 - Authorize Amendment No. 4 to Agreement #0392 with Jabez Building Services in an amount not-to-exceed \$148,000 for janitorial services



7/21/10 R10-7-114 - Amendment No. 3 to Agreement #0392 with Jabez Building Services in an amount not-to-exceed \$148,000 for janitorial services

6/17/09 R09-06-109 - Authorize Amendment No. 2 to Agreement #0392 with Jabez Building Services in an amount not-to-exceed \$136,530 for janitorial services

5/21/08 R08-5-76 - Authorize Amendment No. 1 to Agreement #0392 with Jabez Building Services in an amount not-to-exceed \$127,482 for janitorial services

5/17/07 R07-5-70 - Authorize Agreement to Jabez Building Services #0392 in an amount not-to-exceed \$127,482 for janitorial services

5/17/06 R06-5-62 – Authorize Agreement to Jabez Building Services in an amount not-to-exceed \$76,716 for janitorial services



August 24<sup>th</sup>, 2023

**Orange County Water District (OCWD)**

**Ms. Patti Wimmerstedt**

Senior Buyer

18700 Ward Street

Fountain Valley, CA 92708

Reference: Janitorial Services for Fountain Valley, Field Headquarters and Prado  
Amendment No. 4 to Agreement No. 1095

Dear Ms. Howard:

Corporate Image Maintenance (CIM) thanks you for the opportunity to continue to provide monthly Janitorial services to the Orange County Water District. We have submitted updated pricing for statutory changes in minimum wage. See attached notice from State of California, Department of Industrial Relations.

**PROPOSED SCOPE OF WORK**

- **Monthly Janitorial Services** – Per revised March 2014 specification.

**Monthly Price: Sept 2023 – Dec 2023** **\$ 15,206.00**

Janitor Straight Time Rate per Hour **\$ 25.00**

Janitor Overtime Rate per Hour **\$ 37.50**

**Monthly Price: Jan 2024 – June 2024** **\$ 15,943.00**

Janitor Straight Time Rate per Hour **\$ 25.50**

Janitor Overtime Rate per Hour **\$ 38.25**

Attached recap of pricing by location and cost escalation factors.

Sincerely yours,

A handwritten signature in black ink, appearing to read "Michael Gamboa", written over a horizontal line.

Michael Gamboa

Vice-President



## AGENDA ITEM SUBMITTAL

**Meeting Date:** September 14, 2023

**To:** Administration/Finance Issues Cte  
Board of Directors

**From:** Mike Markus

**Staff Contact:** R. Fick/M. Ochoa

**Budgeted:** Yes

**Budgeted Amount:** 103,313

**Cost Estimate:** \$77,485 (FY 2022-23)

**Funding Source:** N/A

**Program/Line Item No:**1024.53001

**General Counsel Approval:** Yes

**Engineers/Feasibility Report:** N/A

**CEQA Compliance:** N/A

**Subject: REVISED PARS ADMINISTRATIVE AND TRUSTEE FEE SCHEDULE**

---

### SUMMARY

The Board approved the District's funding of the Public Agency Retirement Services (PARS) Public Agencies Post Retirement Health Care Plan Trust in April 2009 to address both current and future liabilities of the District's Other Post Employment Benefit (OPEB) or retiree healthcare benefit. The current PARS administrative and trustee fee schedules approved in April 2009 resulted in annual fees of \$103,313 for fiscal year (FY) 2022-23. Staff recently approached PARS requesting a reduction in its fees. PARS reviewed its current fee structure and has offered an approximately 25% reduction in fees moving forward.

#### Attachment(s):

- Fee Schedule
- Investment Selection Form
- Investment Related Disclosures
- Authorized Signer Form
- W-9

### RECOMMENDATION

Agendize for September 20 Board meeting: Authorize the Board President and General Manager to sign PARS documents to reduce both administrative services and trustee fees by approximately 25%.

### DISCUSSION / ANALYSIS

The Board approved the District's funding of the PARS Public Agencies Post Retirement Health Care Plan Trust in April 2009 to address both current and future liabilities of the District's Other Post Employment Benefits (OPEB) or retiree healthcare benefits.

The District incurs administrative and investment management fees based on a fee schedule that was approved by the District in April 2009. The District's administrative and investment management fees for FY 2022-23 were \$103,313 based on the approved fee schedule and a fund balance ranging from \$24,344,256 to \$27,349,863.

The District approached PARS on a possible fee reduction. PARS reviewed their current fee schedule and offered the District a n approximately 25% reduction as

detailed in the following table in administrative fees going forward as a result of the District's long relationship with PARS.

For Plan Assets from:	Current Annual Rate	Proposed Annual Rate
\$0 to \$10,000,000	0.25%	0.20%
\$10,000,001 to \$15,000,000	0.20%	0.15%
\$15,000,001 to \$50,000,000	0.15%	0.10%
\$50,000,001 and above	0.10%	0.05%

Additionally, the trustee is providing a 25% fee discount applied to each monthly billing period for investment management fees.

The approximately 25% fee reduction in fees would have saved the District approximately \$25,828 in administrative and investment management fees had it been in place in FY 2022-23.

Staff recommends accepting the reduction in PARS administrative fees and trustee investment management fees by approving the revised administrative and trustee fee schedules.

**PRIOR RELEVANT BOARD ACTION(S)**

4/15/09 R09-4-65 – Adopting PARS Public Agencies Post Retirement Health Care Plan Trust Agreement

June 2008 – The Board approved the District's 2008-2009 budget including the funding of the OPEB liability of \$1.3 million.

April 2007 – The Board authorized and received a report prepared by the actuarial consultants, Gabriel, Roeder, Smith and Company calculating the value of the District's liability to be \$11.2 million.

August 3, 2023

Mr. Michael R. Markus  
General Manager  
Orange County Water District  
18700 Ward Street  
Fountain Valley, CA 92708

Dear Mr. Markus:

Enclosed please find an amendment to the Agreement for Administrative Services which reduces the annual asset fee schedule, effective September 1, 2023. Upon review, and if no changes are needed, please sign and date both copies where indicated. I will return a fully executed copy to the District.

Also enclosed are the trustee forms necessary to implement the reduced trustee fee schedule for the District's PARS Public Agencies Post-Retirement Health Care Plan Trust.

- Investment Selection Form (1 copy-Please return signed original to our office)** – This document is an updated version of the Investment Strategy Selection & Disclosure Form. Plan Assets are currently invested in the Balanced HighMark PLUS strategy. (Enclosed is a copy of the investment form on file for your reference).
- Fee Schedule (1 copy-Please return signed original to our office)** – This document discloses the discounted fee that will be charged by U.S. Bank for trustee services and investment management services provided by its subadvisor, HighMark Capital Management, Inc.
- Authorized Signers Form (1 copy for the District's SRP & ARS Plans-Please return signed originals to our office)** – U.S. Bank is required to have an authorized signer/specimen signature form on file for the District's ongoing Plan. Upon review, please include your middle name, email address and direct phone number, and sign and date where indicated. Please also have Ms. Green include her middle name, email address and direct phone number and sign and date where indicated.

Mr. Michael R. Markus  
August 3, 2023  
Page 2 of 2

- Securities Confirmation Notification/Customer Identification Program Disclosure/Investment Related Disclosures** – This document provides the City with the option to receive or not receive written confirmation of securities transactions every time a trade is made and settled. This form also provides information regarding procedures for opening a new account as well as investment related disclosures.
  
- W-9 (1 copy-Please return signed original to our office)** – The Trustee is required to have on record a completed Form W-9. Please return the signed original to our office.

Scanned copies of the completed forms can be emailed to my attention at [awallace@pars.org](mailto:awallace@pars.org). Originals should be returned in the enclosed envelope. Feel free to contact me at (800) 540-6369 extension 143 with questions regarding the enclosed materials.

Sincerely,



Amy Wallace  
Senior Coordinator, Plan Implementation

cc: Jennifer Meza, Senior Manager, PARS

**AMENDMENT TO THE  
AGREEMENT FOR ADMINISTRATIVE SERVICES  
FOR THE ORANGE COUNTY WATER DISTRICT  
PARS PUBLIC AGENCIES POST-RETIREMENT HEALTH CARE PLAN TRUST**

The Agreement for Administrative Services (“Agreement”) made the 15<sup>th</sup> day of April 2009, between Phase II Systems, a California corporation, doing business as Public Agency Retirement Services and PARS (“PARS”) and the Orange County Water District (“Agency”), is hereby amended effective September 1, 2023, to reflect the reduced annual asset fee as follows:

1. Exhibit 1B, Fees for Services, paragraph (A) is hereby amended and restated to read:

(A) Effective September 1, 2023, an annual asset fee paid from Plan assets based on the following schedule:

<u>For Plan Assets from:</u>		<u>Annual Rate:</u>	
\$1	to	\$10,000,000	0.20%
\$10,000,001	to	\$15,000,000	0.15%
\$15,000,001	to	\$50,000,000	0.10%
\$50,000,001	and above		0.05%

Annual rates are prorated and paid monthly. The annual asset fee shall be calculated by the following formula [Annual Rate divided by 12 (months of the year) multiplied by the Plan asset balance at the end of the month]. Trustee and Investment Management Fees are not included.

2. Section 15, Notices, paragraph (A) is hereby amended to read:

(A) To PARS: PARS; 4350 Von Karman Avenue, Suite 100, Newport Beach, CA 92660; Attention: President

3. All other terms and conditions of the Agreement remain in full force and effect.

**IN WITNESS WHEREOF**, this Amendment is hereby adopted effective as of September 1, 2023.

**ORANGE COUNTY WATER DISTRICT**

**PUBLIC AGENCY RETIREMENT SERVICES**

By: \_\_\_\_\_  
Michael R. Markus  
General Manager

Dated: \_\_\_\_\_



By: \_\_\_\_\_  
Todd Hammeras  
Chief Financial Officer

Dated: \_\_\_\_\_

By: \_\_\_\_\_  
Cathy Green  
President

Dated: \_\_\_\_\_





**AMENDMENT TO THE  
AGREEMENT FOR ADMINISTRATIVE SERVICES  
FOR THE ORANGE COUNTY WATER DISTRICT  
PARS PUBLIC AGENCIES POST-RETIREMENT HEALTH CARE PLAN TRUST**

The Agreement for Administrative Services (“Agreement”) made the 15<sup>th</sup> day of April 2009, between Phase II Systems, a California corporation, doing business as Public Agency Retirement Services and PARS (“PARS”) and the Orange County Water District (“Agency”), is hereby amended effective September 1, 2023, to reflect the reduced annual asset fee as follows:

1. Exhibit 1B, Fees for Services, paragraph (A) is hereby amended and restated to read:

(A) Effective September 1, 2023, an annual asset fee paid from Plan assets based on the following schedule:

<u>For Plan Assets from:</u>			<u>Annual Rate:</u>
\$1	to	\$10,000,000	0.20%
\$10,000,001	to	\$15,000,000	0.15%
\$15,000,001	to	\$50,000,000	0.10%
\$50,000,001	and above		0.05%

Annual rates are prorated and paid monthly. The annual asset fee shall be calculated by the following formula [Annual Rate divided by 12 (months of the year) multiplied by the Plan asset balance at the end of the month]. Trustee and Investment Management Fees are not included.

2. Section 15, Notices, paragraph (A) is hereby amended to read:

(A) To PARS: PARS; 4350 Von Karman Avenue, Suite 100, Newport Beach, CA 92660; Attention: President

3. All other terms and conditions of the Agreement remain in full force and effect.


**IN WITNESS WHEREOF**, this Amendment is hereby adopted effective as of September 1, 2023.

**ORANGE COUNTY WATER DISTRICT**

**PUBLIC AGENCY RETIREMENT SERVICES**

By: \_\_\_\_\_  
Michael R. Markus  
General Manager

Dated: \_\_\_\_\_



By: \_\_\_\_\_  
Todd Hammers  
Chief Financial Officer

Dated: \_\_\_\_\_

By: \_\_\_\_\_  
Cathy Green  
President

Dated: \_\_\_\_\_



# Investment Strategy Selection and Disclosure Form

## PARS OPEB Trust Program

- This document is entered into by client and U.S. Bank National Association ("U.S. Bank"), as trustee.
- Employer: Orange County Water District Individual Acct # XXXXX66200
- Plan/Trust Name: Public Agencies Post-Retirement Health Care Plan/Trust

■ To: HighMark Capital Management, Inc. and U.S. Bank:  
 U.S. Bank has ~~been~~ **is** hereby appointed Investment Manager of the above-referenced Plan/Trust. Please invest the assets of the ~~above~~ **above**-referenced Plan and Trust for which you have been appointed Investment Manager in the **(select one of the strategies listed below)**:

	Strategy	Primary Goal	Strategic Range
DIVERSIFIED PORTFOLIOS	<input type="checkbox"/> Liquidity Management (US Treasury)	Provide current income with liquidity and stability of principal through investments in short-term U.S. Treasury obligations.	Money Market Fund
	<input type="checkbox"/> Liquidity Management (Prime Obligation)	Generate current income with liquidity.	Money Market Fund
	<input type="checkbox"/> Conservative HighMark PLUS	Provide a consistent level of inflation-protected income over the long-term.	Equity: 5-20%
	<input type="checkbox"/> Conservative Index PLUS		Fixed Income: 60-95%
	<input type="checkbox"/> Moderately Conservative HighMark PLUS	Provide current income with capital appreciation as a secondary objective.	Equity: 20-40%
	<input type="checkbox"/> Moderately Conservative Index PLUS		Fixed Income: 50-80%
	<input type="checkbox"/> Moderate HighMark PLUS	Provide current income and moderate capital appreciation.	Cash: 0-20%
	<input type="checkbox"/> Moderate Index PLUS		Equity: 40-60%
	<input type="checkbox"/> Balanced HighMark PLUS	Provide growth of principal and income.	Fixed Income: 40-60%
	<input type="checkbox"/> Balanced Index PLUS		Cash: 0-20%
<input type="checkbox"/> Capital Appreciation HighMark PLUS	Primary goal is growth of principal.	Equity: 65-85%	
<input type="checkbox"/> Capital Appreciation Index PLUS		Fixed Income: 10-30%	
<input type="checkbox"/> Custom	Refer to Investment Guidelines Document.		

**Note:** HighMark PLUS portfolios are diversified portfolios of actively managed mutual funds. Index PLUS portfolios are diversified portfolios of index-based mutual funds or exchange-traded funds.

### Acknowledged and Approved

Michael R. Markus, General Manager

Print Name and Title of Authorized Signer

Cathy Green, President

Print Name and Title of Authorized Signer

Signature of Authorized Signer

Date

Signature of Authorized Signer

Date

FOR YOUR REFERENCE ONLY

# Investment Strategy Selection and Disclosure Form PARS OPEB Trust Program

- This document is entered into by client and U.S. Bank National Association ("U.S. Bank"), as trustee.
- Employer: Orange County Water District
- Plan/Trust Name: Public Agencies Post-Retirement Health Care Plan/Trust
- To: HighMark Capital Management, Inc. and U.S. Bank:


U.S. Bank has been or is hereby appointed Investment Manager of the above-referenced Plan/Trust. Please invest the assets of the above-referenced Plan and Trust for which you have been appointed Investment Manager in the (select one of the strategies listed below):

DIVERSIFIED PORTFOLIOS

Strategy	Primary Goal	Strategic Range
<input type="checkbox"/> Liquidity Management (US Treasury)	Provide current income with liquidity and stability of principal through investments in short-term U.S. Treasury obligations.	Money Market Fund
<input type="checkbox"/> Liquidity Management (Prime Obligation)	Generate current income with liquidity.	Money Market Fund
<input type="checkbox"/> Conservative HighMark PLUS	Provide a consistent level of inflation-protected income over the long-term.	Equity: 5-20%
<input type="checkbox"/> Conservative Index PLUS		Fixed Income: 60-95%
<input type="checkbox"/> Moderately Conservative HighMark PLUS	Provide current income with capital appreciation as a secondary objective.	Cash: 0-20%
<input type="checkbox"/> Moderately Conservative Index PLUS		Equity: 20-40%
<input type="checkbox"/> Moderate HighMark PLUS	Provide current income and moderate capital appreciation.	Fixed Income: 50-80%
<input type="checkbox"/> Moderate Index PLUS		Cash: 0-20%
<input checked="" type="checkbox"/> Balanced HighMark PLUS	Provide growth of principal and income.	Equity: 50-70%
<input type="checkbox"/> Balanced Index PLUS		Fixed Income: 30-50%
<input type="checkbox"/> Capital Appreciation HighMark PLUS	Primary goal is growth of principal.	Cash: 0-20%
<input type="checkbox"/> Capital Appreciation Index PLUS		Equity: 65-85%
<input type="checkbox"/> Custom	Refer to Investment Guidelines Document.	

Note: HighMark PLUS portfolios are diversified portfolios of actively managed mutual funds. Index PLUS portfolios are diversified portfolios of index-based mutual funds or exchange-traded funds.

## Acknowledged and Approved

Denis R. Bilodeau / District President Print Name and Title of Authorized Signer for Employer  Signature of Authorized Signer for Employer	8/24/18 Date	Michael R. Markus / General Manager Print Name and Title of Authorized Signer for Employer  Signature of Authorized Signer for Employer	8-15-18 Date
--	-----------------	--	-----------------



**PARS DIVERSIFIED PORTFOLIOS**  
**CAPITAL APPRECIATION**

Q2 2023

**WHY THE PARS DIVERSIFIED CAPITAL APPRECIATION PORTFOLIO?**

**Comprehensive Investment Solution**

HighMark® Capital Management, Inc.'s (HighMark) diversified investment portfolios are designed to balance return expectations with risk tolerance. Key features include: sophisticated asset allocation and optimization techniques, four layers of diversification (asset class, style, manager, and security), access to rigorously screened, top tier money managers, flexible investment options, and experienced investment management.

**Rigorous Manager Due Diligence**

Our manager review committee utilizes a rigorous screening process that searches for investment managers and styles that have not only produced above-average returns within acceptable risk parameters, but have the resources and commitment to continue to deliver these results. We have set high standards for our investment managers and funds. This is a highly specialized, time consuming approach dedicated to one goal: competitive and consistent performance.

**Flexible Investment Options**

In order to meet the unique needs of our clients, we offer access to flexible implementation strategies: HighMark Plus utilizes actively managed mutual funds while Index Plus utilizes index-based securities, including exchange-traded funds. Both investment options leverage HighMark's active asset allocation approach.

**Risk Management**

The portfolio is constructed to control risk through four layers of diversification – asset classes (cash, fixed income, equity), investment styles (large cap, small cap, international, value, growth), managers and securities. Disciplined mutual fund selection and monitoring process helps to drive return potential while reducing portfolio risk.

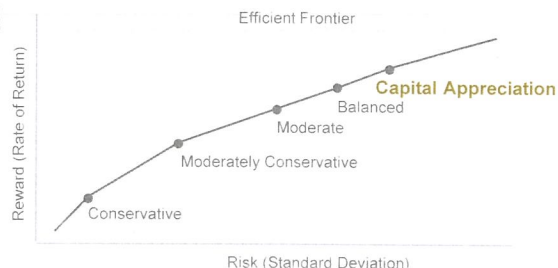
**PORTFOLIO FACTS**

**Consolidated Composite**

Composite Inception Date	01/2009
No of Holdings in Portfolio	20

**INVESTMENT OBJECTIVE**

To provide growth of principal. The major portion of the assets are invested in equity securities and market fluctuations are expected.



**ASSET ALLOCATION — CAPITAL APPRECIATION PORTFOLIO**

	Strategic Range	Policy	Tactical
Equity	65 - 85%	75%	71%
Fixed Income	10 - 30%	20%	23%
Cash	0 - 20%	5%	6%

**ANNUALIZED TOTAL RETURNS** (Gross of Investment Management Fees, but Net of Embedded Fund Fees)

**Consolidated Composite**

	Gross	Net
Current Quarter*	4.52%	4.43%
Blended Benchmark*, **	4.70%	
Year To Date*	9.94%	9.74%
Blended Benchmark*, **	10.31%	
1 Year	11.33%	10.93%
Blended Benchmark**	12.48%	
3 Year	8.19%	7.80%
Blended Benchmark**	8.67%	
5 Year	6.75%	6.36%
Blended Benchmark**	7.15%	
10 Year	7.86%	7.48%
Blended Benchmark**	8.16%	

\* Returns less than one year are not annualized. \*\*Breakdown for Blended Benchmark: 39.5% S&P500, 7.5% Russell Mid Cap, 10.5% Russell 2000, 5.25% MSCI EM (net), 10.25% MSCI EAFE (net), 16% Bloomberg US Agg, 3% ICE BofA 1-3 Yr US Corp/Govt, 1% ICE BofA US High Yield Master II, 2% Wilshire REIT, and 5% FTSE 1 Mth US T-Bill

**ANNUAL RETURNS** (Gross of Investment Management Fees, but Net of Embedded Fund Fees)

**Consolidated Composite**

2008	N/A
2009	23.77%
2010	12.95%
2011	-1.35%
2012	13.87%
2013	20.33%
2014	6.05%
2015	-0.26%
2016	8.79%
2017	16.72%
2018	-5.82%
2019	22.62%
2020	14.50%
2021	14.96%
2022	-16.08%

## HOLDINGS

### HighMark Plus (Active)

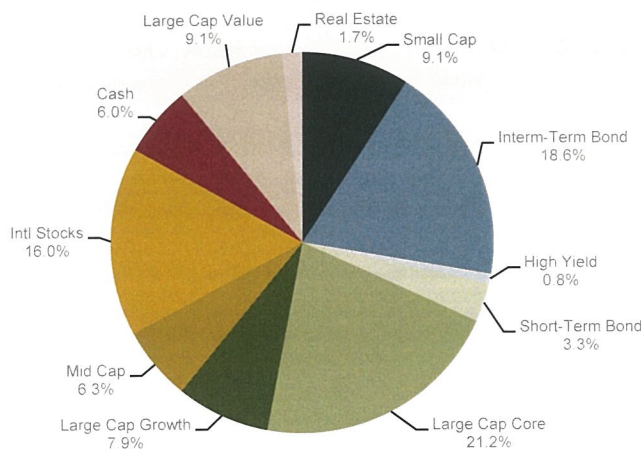
Columbia Contrarian Core I3  
Vanguard Growth & Income Adm  
Dodge & Cox Stock Fund  
iShares S&P 500 Value ETF  
Harbor Capital Appreciation - Retirement  
iShares S&P 500 Growth ETF  
iShares Russell Mid-Cap ETF  
Vanguard Real Estate ETF  
Undiscovered Managers Behavioral Value-R6  
Emerald Growth Fund-I  
DFA Large Cap International Portfolio  
Dodge & Cox International Stock  
MFS International Growth - R6  
Hartford Schroders Emerging Markets Eq  
Vanguard Short-Term Invest-Grade Adm  
PIMCO High Yield Instl  
Dodge & Cox Income-I  
PGIM Total Return Bond - R6  
DoubleLine Core Fixed Income - I  
First American Government Obligations Z

### Index Plus (Passive)

iShares Core S&P 500 ETF  
iShares S&P 500 Value ETF  
iShares S&P 500 Growth ETF  
iShares Russell Mid-Cap ETF  
Vanguard Real Estate ETF  
iShares Russell 2000 Value ETF  
iShares Russell 2000 Growth ETF  
iShares Core MSCI EAFE ETF  
Vanguard FTSE Emerging Markets ETF  
Vanguard Short-Term Invest-Grade Adm  
iShares Core U.S. Aggregate  
Vanguard High-Yield Corp Adm  
First American Government Obligations Z

*Holdings are subject to change at the discretion of the investment manager.*

## STYLE



The performance records shown represent a size-weighted composite of tax exempt accounts that meet the following criteria. Accounts are managed by HighMark with full investment authority according to the PARS Capital Appreciation active and passive objectives.

The adviser to the PARS portfolios is U.S. Bank, and HighMark serves as sub-adviser to U.S. Bank to manage these portfolios. U.S. Bank may charge clients as much as 0.60% annual management fee based on a sliding scale. U.S. Bank pays HighMark 60% of the annual management fee for assets sub-advised by HighMark under its sub-advisory agreement with U.S. Bank. The 0.36% paid to HighMark, as well as other expenses that may be incurred in the management of the portfolio, will reduce the portfolio's returns. Assuming an investment for five years, a 5% annual total return, and an annual sub-advisory fee rate of 0.36% deducted from the assets at market at the end of each year, a \$10 million initial value would grow to \$12.53 million after fees (Net-of-Fees) and \$12.76 million before fees (Gross-of-Fees). Gross returns are presented before management and custodial fees but after all trading expenses and reflect the reinvestment of dividends and other income. A client's return will be reduced by the advisory fees and other expenses it may incur as a client. Additional information regarding the firm's policies and procedures for calculating and reporting performance results is available upon request. Performance results are calculated and presented in U.S. dollars and do not reflect the deduction of investment advisory fees, custody fees, or taxes but do reflect the deduction of trading expenses. Returns are calculated based on trade-date accounting.

Blended benchmarks represent HighMark's strategic allocations between equity, fixed income, and cash and are rebalanced monthly. Benchmark returns do not reflect the deduction of advisory fees or other expenses of investing but assumes the reinvestment of dividends and other earnings. An investor cannot invest directly in an index. The unmanaged S&P 500 Index is representative of the performance of large companies in the U.S. stock market. The MSCI EAFE Index is a free float-adjusted market capitalization index designed to measure developed market equity performance, excluding the U.S. and Canada. The MSCI Emerging Markets Index is a free float-adjusted market capitalization index that is designed to measure equity market performance in the global emerging markets. The Russell Midcap Index measures the performance of the mid-cap segment of the U.S. equity universe. The Russell 2000 Index measures the performance of the small-cap segment of the U.S. equity universe. The ICE BofA U.S. High Yield Master II Index tracks the performance of below investment grade U.S. dollar-denominated corporate bonds publicly issued in the U.S. domestic market. Wilshire REIT index measures U.S. publicly traded Real Estate Investment Trusts. The unmanaged Bloomberg U.S. Aggregate Bond Index is generally representative of the U.S. taxable bond market as a whole. The ICE BofA 1-3 Year U.S. Corporate & Government Index tracks the bond performance of the ICE BofA U.S. Corporate & Government Index, with a remaining term to final maturity less than 3 years. The unmanaged FTSE 1-Month U.S. Treasury Bill Index tracks the yield of the 1-month U.S. Treasury Bill.

HighMark Capital Management, Inc. (HighMark) is an investment adviser registered with the U.S. Securities and Exchange Commission and a subsidiary of U.S. Bank National Association ("U.S. Bank"). U.S. Bank is a separate entity and subsidiary of U.S. Bancorp. U.S. Bank is not responsible for and does not guarantee the products, services or performance of HighMark. HighMark manages institutional separate account portfolios for a wide variety of for-profit and nonprofit organizations, public agencies, and public and private retirement plans. Individual account management and construction will vary depending on each client's investment needs and objectives. U.S. Bank provides certain services to HighMark and is compensated for these services. Investments employing HighMark strategies are NOT insured by the FDIC or by any other Federal Government Agency, are NOT Bank deposits, are NOT guaranteed by the Bank or any Bank affiliate, and MAY lose value, including possible loss of principal.

## HIGHMARK CAPITAL MANAGEMENT

350 California Street  
Suite 1600  
San Francisco, CA 94104  
800-582-4734

### ABOUT THE ADVISER

HighMark® Capital Management, Inc. (HighMark) has over 100 years (including predecessor organizations) of institutional money management experience with \$8.7 billion in assets under management\*. HighMark has a long term disciplined approach to money management and currently manages assets for a wide array of clients.

### ABOUT THE PORTFOLIO MANAGEMENT TEAM

#### Andrew Brown, CFA®

Senior Portfolio Manager  
Investment Experience: since 1994  
HighMark Tenure: since 1997  
Education: MBA, University of Southern California; BA, University of Southern California

#### Salvatore "Tory" Milazzo III, CFA®

Senior Portfolio Manager  
Investment Experience: since 2004  
HighMark Tenure: since 2014  
Education: BA, Colgate University

#### J. Keith Stribling, CFA®

Senior Portfolio Manager  
Investment Experience: since 1985  
HighMark Tenure: since 1995  
Education: BA, Stetson University

#### Christiane Tsuda

Senior Portfolio Manager  
Investment Experience: since 1987  
HighMark Tenure: since 2010  
Education: BA, International Christian University, Tokyo

#### Anne Wimmer, CFA®

Senior Portfolio Manager  
Investment Experience: since 1987  
HighMark Tenure: since 2007  
Education: BA, University of California, Santa Barbara

### Asset Allocation Committee

Number of Members: 13  
Average Years of Experience: 29  
Average Tenure (Years): 17

### Manager Review Group

Number of Members: 4  
Average Years of Experience: 26  
Average Tenure (Years): 14

\*Assets under management ("AUM") include assets for which HighMark provides continuous and regular supervisory and management services. As of 6/1/2023 HighMark previously listed Assets under Advisement ("AUA") are no longer advised by HighMark.

**PARS DIVERSIFIED PORTFOLIOS**  
**BALANCED**

Q2 2023

**WHY THE PARS DIVERSIFIED BALANCED PORTFOLIO?**

**Comprehensive Investment Solution**

HighMark® Capital Management, Inc.'s (HighMark) diversified investment portfolios are designed to balance return expectations with risk tolerance. Key features include: sophisticated asset allocation and optimization techniques, four layers of diversification (asset class, style, manager, and security), access to rigorously screened, top tier money managers, flexible investment options, and experienced investment management.

**Rigorous Manager Due Diligence**

Our manager review committee utilizes a rigorous screening process that searches for investment managers and styles that have not only produced above-average returns within acceptable risk parameters, but have the resources and commitment to continue to deliver these results. We have set high standards for our investment managers and funds. This is a highly specialized, time consuming approach dedicated to one goal: competitive and consistent performance.

**Flexible Investment Options**

In order to meet the unique needs of our clients, we offer access to flexible implementation strategies: HighMark Plus utilizes actively managed mutual funds while Index Plus utilizes index-based securities, including exchange-traded funds. Both investment options leverage HighMark's active asset allocation approach.

**Risk Management**

The portfolio is constructed to control risk through four layers of diversification – asset classes (cash, fixed income, equity), investment styles (large cap, small cap, international, value, growth), managers and securities. Disciplined mutual fund selection and monitoring process helps to drive return potential while reducing portfolio risk.

**PORTFOLIO FACTS**

**HighMark Plus (Active)**

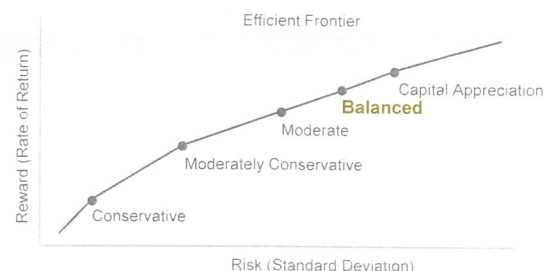
Composite Inception Date	10/2006
No of Holdings in Portfolio	20

**Index Plus (Passive)**

Composite Inception Date	10/2007
No of Holdings in Portfolio	13

**INVESTMENT OBJECTIVE**

To provide growth of principal and income. While dividend and interest income are an important component of the objective's total return, it is expected that capital appreciation will comprise a larger portion of the total return.



**ASSET ALLOCATION — BALANCED PORTFOLIO**

	Strategic Range	Policy	Tactical
Equity	50 – 70%	60%	57%
Fixed Income	30 – 50%	35%	38%
Cash	0 – 20%	5%	5%

**ANNUALIZED TOTAL RETURNS**

(Gross of Investment Management Fees, but Net of Embedded Fund Fees)

	HighMark Plus Composite (Active)		Index Plus Composite (Passive)	
	Gross	Net	Gross	Net
Current Quarter*	3.66%	3.57%	3.31%	3.22%
Blended Benchmark*, **	3.69%		3.69%	
Year To Date*	8.48%	8.28%	8.04%	7.85%
Blended Benchmark*, **	8.62%		8.62%	
1 Year	9.02%	8.63%	8.67%	8.28%
Blended Benchmark**	9.87%		9.87%	
3 Year	6.16%	5.78%	5.85%	5.47%
Blended Benchmark**	6.42%		6.42%	
5 Year	5.72%	5.34%	5.60%	5.22%
Blended Benchmark**	6.08%		6.08%	
10 Year	6.59%	6.21%	6.42%	6.04%
Blended Benchmark**	6.95%		6.95%	

\* Returns less than one year are not annualized. \*\*Breakdown for Blended Benchmark From 10/1/2012 – Present: 32% S&P500, 6% Russell Mid Cap, 9% Russell 2000, 4% MSCI EM (net), 7% MSCI EAFE (net), 27% Bloomberg US Agg, 6.75% ICE BofA 1-3 Yr US Corp/Gov't, 1.25% ICE BofA US High Yield Master II, 2% Wilshire REIT, and 5% FTSE 1 Mth US T-Bill. From 4/1/2007 – 9/30/2012 the blended benchmark was 51% S&P 500, 3% Russell 2000, 6% MSCI EAFE (net), 5% ICE BofA 1-3 Year Corp/Gov't, 30% Bloomberg US Agg, 5% FTSE 1 Mth US T-Bill. Prior to April 2007, the blended benchmark was 60% S&P 500, 5% ICE BofA 1-3Yr Corp/Gov't, 30% Bloomberg US Agg, and 5% FTSE 1 Mth US T-Bill.

**ANNUAL RETURNS**

(Gross of Investment Management Fees, but Net of Embedded Fund Fees)

HighMark Plus Composite (Active)		Index Plus Composite (Passive)	
2008	-25.72%	2008	-23.22%
2009	21.36%	2009	17.62%
2010	14.11%	2010	12.76%
2011	-0.46%	2011	1.60%
2012	13.25%	2012	11.93%
2013	16.61%	2013	15.63%
2014	4.70%	2014	6.08%
2015	0.04%	2015	-0.81%
2016	6.81%	2016	8.26%
2017	15.46%	2017	13.39%
2018	-4.88%	2018	-5.05%
2019	19.85%	2019	19.59%
2020	13.85%	2020	12.07%
2021	11.44%	2021	12.63%
2022	-15.28%	2022	-14.97%

## HOLDINGS

### HighMark Plus (Active)

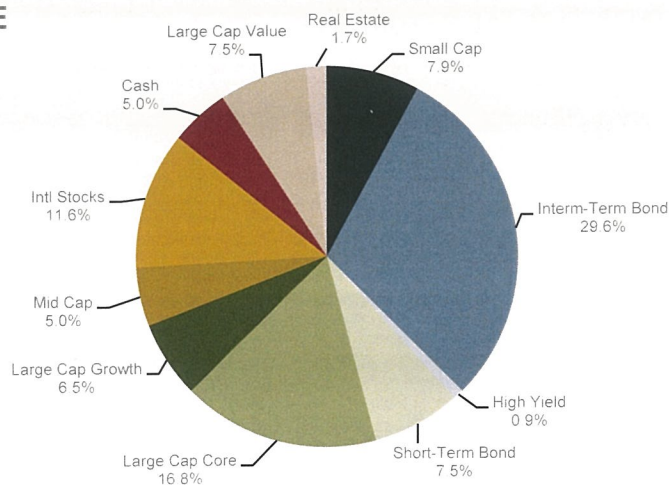
Columbia Contrarian Core I3  
Vanguard Growth & Income Adm  
Dodge & Cox Stock Fund  
iShares S&P 500 Value ETF  
Harbor Capital Appreciation - Retirement  
iShares S&P 500 Growth ETF  
iShares Russell Mid-Cap ETF  
Vanguard Real Estate ETF  
Undiscovered Managers Behavioral Value-R6  
Emerald Growth Fund-I  
DFA Large Cap International Portfolio  
Dodge & Cox International Stock  
MFS International Growth - R6  
Hartford Schroders Emerging Markets Eq  
Vanguard Short-Term Invest-Grade Adm  
PIMCO High Yield Instl  
Dodge & Cox Income-I  
PGIM Total Return Bond - R6  
DoubleLine Core Fixed Income - I  
First American Government Obligations Z

### Index Plus (Passive)

iShares Core S&P 500 ETF  
iShares S&P 500 Value ETF  
iShares S&P 500 Growth ETF  
iShares Russell Mid-Cap ETF  
Vanguard Real Estate ETF  
iShares Russell 2000 Value ETF  
iShares Russell 2000 Growth ETF  
iShares Core MSCI EAFE ETF  
Vanguard FTSE Emerging Markets ETF  
Vanguard Short-Term Invest-Grade Adm  
iShares Core U.S. Aggregate  
Vanguard High-Yield Corp Adm  
First American Government Obligations Z

*Holdings are subject to change at the discretion of the investment manager.*

## STYLE



The performance records shown represent size-weighted composites of tax exempt accounts that meet the following criteria. Accounts are managed by HighMark with full investment authority according to the PARS Balanced active and passive objectives.

The composite name has been changed from PARS Balanced/Moderately Aggressive to PARS Balanced on 5/1/2013. The adviser to the PARS portfolios is U.S. Bank and HighMark serves as sub-adviser to U.S. Bank to manage these portfolios. U.S. Bank may charge clients as much as 0.60% annual management fee based on a sliding scale. U.S. Bank pays HighMark 60% of the annual management fee for assets sub-advised by HighMark under its sub-advisory agreement with U.S. Bank. The 0.36% paid to HighMark, as well as other expenses that may be incurred in the management of the portfolio, will reduce the portfolio's returns. Assuming an investment for five years, a 5% annual total return, and an annual sub-advisory fee rate of 0.36% deducted from the assets at market at the end of each year, a \$10 million initial value would grow to \$12.53 million after fees (Net-of-Fees) and \$12.76 million before fees (Gross-of-Fees). Gross returns are presented before management and custodial fees but after all trading expenses and reflect the reinvestment of dividends and other income. A client's return will be reduced by the advisory fees and other expenses it may incur as a client. Additional information regarding the firm's policies and procedures for calculating and reporting performance results is available upon request. Performance results are calculated and presented in U.S. dollars and do not reflect the deduction of investment advisory fees, custody fees, or taxes but do reflect the deduction of trading expenses. Returns are calculated based on trade-date accounting.

Blended benchmarks represent HighMark's strategic allocations between equity, fixed income, and cash and are rebalanced monthly. Benchmark returns do not reflect the deduction of advisory fees or other expenses of investing but assumes the reinvestment of dividends and other earnings. An investor cannot invest directly in an index. The unmanaged S&P 500 Index is representative of the performance of large companies in the U.S. stock market. The MSCI EAFE Index is a free float-adjusted market capitalization index designed to measure developed market equity performance, excluding the U.S. and Canada. The MSCI Emerging Markets Index is a free float-adjusted market capitalization index that is designed to measure equity market performance in the global emerging markets. The Russell Midcap Index measures the performance of the mid-cap segment of the U.S. equity universe. The Russell 2000 Index measures the performance of the small-cap segment of the U.S. equity universe. The ICE BofA U.S. High Yield Master II Index tracks the performance of below investment grade U.S. dollar-denominated corporate bonds publicly issued in the U.S. domestic market. Wilshire REIT index measures U.S. publicly traded Real Estate Investment Trusts. The unmanaged Bloomberg U.S. Aggregate Bond Index is generally representative of the U.S. taxable bond market as a whole. The ICE BofA 1-3 Year U.S. Corporate & Government Index tracks the bond performance of the ICE BofA U.S. Corporate & Government Index, with a remaining term to final maturity less than 3 years. The unmanaged FTSE 1-Month U.S. Treasury Bill Index tracks the yield of the 1-month U.S. Treasury Bill.

HighMark Capital Management, Inc. (HighMark) is an investment adviser registered with the U.S. Securities and Exchange Commission and a subsidiary of U.S. Bank National Association ("U.S. Bank"). U.S. Bank is a separate entity and subsidiary of U.S. Bancorp. U.S. Bank is not responsible for and does not guarantee the products, services or performance of HighMark. HighMark manages institutional separate account portfolios for a wide variety of for-profit and nonprofit organizations, public agencies, and public and private retirement plans. Individual account management and construction will vary depending on each client's investment needs and objectives. U.S. Bank provides certain services to HighMark and is compensated for these services. Investments employing HighMark strategies are NOT insured by the FDIC or by any other Federal Government Agency, are NOT Bank deposits, are NOT guaranteed by the Bank or any Bank affiliate, and MAY lose value, including possible loss of principal.

## HIGHMARK CAPITAL MANAGEMENT

350 California Street  
Suite 1600  
San Francisco, CA 94104  
800-582-4734

### ABOUT THE ADVISER

HighMark® Capital Management, Inc. (HighMark) has over 100 years (including predecessor organizations) of institutional money management experience with \$8.7 billion in assets under management\*. HighMark has a long term disciplined approach to money management and currently manages assets for a wide array of clients.

### ABOUT THE PORTFOLIO MANAGEMENT TEAM

#### Andrew Brown, CFA®

Senior Portfolio Manager  
Investment Experience: since 1994  
HighMark Tenure: since 1997  
Education: MBA, University of Southern California; BA, University of Southern California

#### Salvatore "Tory" Milazzo III, CFA®

Senior Portfolio Manager  
Investment Experience: since 2004  
HighMark Tenure: since 2014  
Education: BA, Colgate University

#### J. Keith Stribling, CFA®

Senior Portfolio Manager  
Investment Experience: since 1985  
HighMark Tenure: since 1995  
Education: BA, Stetson University

#### Christiane Tsuda

Senior Portfolio Manager  
Investment Experience: since 1987  
HighMark Tenure: since 2010  
Education: BA, International Christian University, Tokyo

#### Anne Wimmer, CFA®

Senior Portfolio Manager  
Investment Experience: since 1987  
HighMark Tenure: since 2007  
Education: BA, University of California, Santa Barbara

### Asset Allocation Committee

Number of Members: 13  
Average Years of Experience: 29  
Average Tenure (Years): 17

### Manager Review Group

Number of Members: 4  
Average Years of Experience: 26  
Average Tenure (Years): 14

\*Assets under management ("AUM") include assets for which HighMark provides continuous and regular supervisory and management services. As of 6/1/2023 HighMark previously listed Assets under Advisement ("AUA") are no longer advised by HighMark.

**PARS DIVERSIFIED PORTFOLIOS**  
**MODERATE**

Q2 2023

**WHY THE PARS DIVERSIFIED MODERATE PORTFOLIO?**

**Comprehensive Investment Solution**

HighMark® Capital Management, Inc.'s (HighMark) diversified investment portfolios are designed to balance return expectations with risk tolerance. Key features include: sophisticated asset allocation and optimization techniques, four layers of diversification (asset class, style, manager, and security), access to rigorously screened, top tier money managers, flexible investment options, and experienced investment management.

**Rigorous Manager Due Diligence**

Our manager review committee utilizes a rigorous screening process that searches for investment managers and styles that have not only produced above-average returns within acceptable risk parameters, but have the resources and commitment to continue to deliver these results. We have set high standards for our investment managers and funds. This is a highly specialized, time consuming approach dedicated to one goal: competitive and consistent performance.

**Flexible Investment Options**

In order to meet the unique needs of our clients, we offer access to flexible implementation strategies: HighMark Plus utilizes actively managed mutual funds while Index Plus utilizes index-based securities, including exchange-traded funds. Both investment options leverage HighMark's active asset allocation approach.

**Risk Management**

The portfolio is constructed to control risk through four layers of diversification – asset classes (cash, fixed income, equity), investment styles (large cap, small cap, international, value, growth), managers and securities. Disciplined mutual fund selection and monitoring process helps to drive return potential while reducing portfolio risk.

**PORTFOLIO FACTS**

**HighMark Plus (Active)**

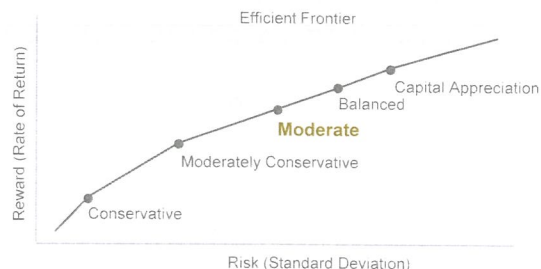
Composite Inception Date	10/2004
No of Holdings in Portfolio	20

**Index Plus (Passive)**

Composite Inception Date	05/2006
No of Holdings in Portfolio	13

**INVESTMENT OBJECTIVE**

To provide current income and moderate capital appreciation. It is expected that dividend and interest income will comprise a significant portion of total return, although growth through capital appreciation is equally important.



**ASSET ALLOCATION — MODERATE PORTFOLIO**

	Strategic Range	Policy	Tactical
Equity	40 - 60%	50%	47%
Fixed Income	40 - 60%	45%	48%
Cash	0 - 20%	5%	5%

**ANNUALIZED TOTAL RETURNS** (Gross of Investment Management Fees, but Net of Embedded Fund Fees)

	HighMark Plus Composite (Active)		Index Plus Composite (Passive)	
	Gross	Net	Gross	Net
Current Quarter*	3.00%	2.91%	2.62%	2.53%
Blended Benchmark**, **	2.98%		2.98%	
Year To Date*	7.56%	7.36%	7.02%	6.83%
Blended Benchmark**, **	7.50%		7.50%	
1 Year	7.66%	7.28%	7.18%	6.79%
Blended Benchmark**	8.25%		8.25%	
3 Year	4.73%	4.35%	4.34%	3.96%
Blended Benchmark**	4.91%		4.91%	
5 Year	5.01%	4.64%	4.86%	4.49%
Blended Benchmark**	5.28%		5.28%	
10 Year	5.80%	5.42%	5.61%	5.23%
Blended Benchmark**	6.06%		6.06%	

\* Returns less than one year are not annualized. \*\* Breakdown for Blended Benchmark: From 10/1/2012 – Present 26.5% S&P500, 5% Russell Mid Cap, 7.5% Russell 2000, 3.25% MSCI EM (net), 6% MSCI EAFE (net), 33.50% Bloomberg US Agg, 10% ICE BofA 1-3 Yr US Corp/Govt, 1.50% ICE BofA US High Yield Master II, 1.75% Wilshire REIT, and 5% FTSE 1 Mth US T-Bill. From 4/1/2007 – 9/30/2012 the blended benchmark was 43% S&P 500, 2% Russell 2000, 5% MSCI EAFE (net), 15% ICE BofA 1-3 Year Corp/Govt, 30% Bloomberg US Agg, 5% FTSE 1 Mth US T-Bill. Prior to April 2007, the blended benchmark was 50% S&P 500, 15% ICE BofA 1-3Yr Corp/Govt, 30% Bloomberg US Agg, and 5% FTSE 1 Mth US T-Bill.

**ANNUAL RETURNS** (Gross of Investment Management Fees, but Net of Embedded Fund Fees)

HighMark Plus Composite (Active)		Index Plus Composite (Passive)	
2008	-22.88%	2008	-18.14%
2009	21.47%	2009	16.05%
2010	12.42%	2010	11.77%
2011	0.55%	2011	2.29%
2012	12.25%	2012	10.91%
2013	13.06%	2013	12.79%
2014	4.84%	2014	5.72%
2015	0.14%	2015	-0.52%
2016	6.45%	2016	7.23%
2017	13.19%	2017	11.59%
2018	-4.03%	2018	-4.03%
2019	17.71%	2019	17.52%
2020	12.92%	2020	11.23%
2021	9.31%	2021	10.18%
2022	-14.63%	2022	-14.21%



## HOLDINGS

### HighMark Plus (Active)

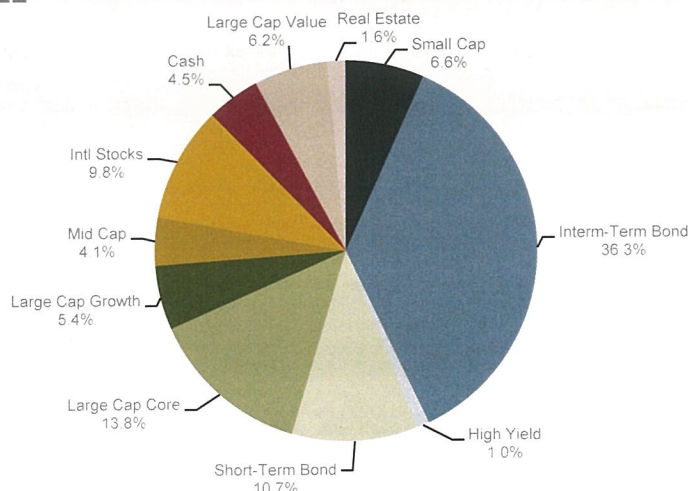
Columbia Contrarian Core I3  
Vanguard Growth & Income Adm  
Dodge & Cox Stock Fund  
iShares S&P 500 Value ETF  
Harbor Capital Appreciation - Retirement  
iShares S&P 500 Growth ETF  
iShares Russell Mid-Cap ETF  
Vanguard Real Estate ETF  
Undiscovered Managers Behavioral Value-R6  
Emerald Growth Fund-I  
DFA Large Cap International Portfolio  
Dodge & Cox International Stock  
MFS International Growth - R6  
Hartford Schroders Emerging Markets Eq  
Vanguard Short-Term Invest-Grade Adm  
PIMCO High Yield Instl  
Dodge & Cox Income-I  
PGIM Total Return Bond - R6  
DoubleLine Core Fixed Income - I  
First American Government Obligations Z

### Index Plus (Passive)

iShares Core S&P 500 ETF  
iShares S&P 500 Value ETF  
iShares S&P 500 Growth ETF  
iShares Russell Mid-Cap ETF  
Vanguard Real Estate ETF  
iShares Russell 2000 Value ETF  
iShares Russell 2000 Growth ETF  
iShares Core MSCI EAFE ETF  
Vanguard FTSE Emerging Markets ETF  
Vanguard Short-Term Invest-Grade Adm  
iShares Core U.S. Aggregate  
Vanguard High-Yield Corp Adm  
First American Government Obligations Z

*Holdings are subject to change at the discretion of the investment manager.*

## STYLE



The performance records shown represent size-weighted composites of tax exempt accounts that meet the following criteria. Accounts are managed by HighMark with full investment authority according to the PARS Moderate active and passive objectives.

The adviser to the PARS portfolios is U.S. Bank, and HighMark serves as sub-adviser to U.S. Bank to manage these portfolios. U.S. Bank may charge clients as much as 0.60% annual management fee based on a sliding scale. U.S. Bank pays HighMark 60% of the annual management fee for assets sub-advised by HighMark under its sub-advisory agreement with U.S. Bank. The 0.36% paid to HighMark, as well as other expenses that may be incurred in the management of the portfolio, will reduce the portfolio's returns. Assuming an investment for five years, a 5% annual total return, and an annual sub-advisory fee rate of 0.36% deducted from the assets at market at the end of each year, a \$10 million initial value would grow to \$12.53 million after fees (Net-of-Fees) and \$12.76 million before fees (Gross-of-Fees). Gross returns are presented before management and custodial fees but after all trading expenses and reflect the reinvestment of dividends and other income. A client's return will be reduced by the advisory fees and other expenses it may incur as a client. Additional information regarding the firm's policies and procedures for calculating and reporting performance results is available upon request. Performance results are calculated and presented in U.S. dollars and do not reflect the deduction of investment advisory fees, custody fees, or taxes but do reflect the deduction of trading expenses. Returns are calculated based on trade-date accounting.

Blended benchmarks represent HighMark's strategic allocations between equity, fixed income, and cash and are rebalanced monthly. Benchmark returns do not reflect the deduction of advisory fees or other expenses of investing but assumes the reinvestment of dividends and other earnings. An investor cannot invest directly in an index. The unmanaged S&P 500 Index is representative of the performance of large companies in the U.S. stock market. The MSCI EAFE Index is a free float-adjusted market capitalization index designed to measure developed market equity performance, excluding the U.S. and Canada. The MSCI Emerging Markets Index is a free float-adjusted market capitalization index that is designed to measure equity market performance in the global emerging markets. The Russell Midcap Index measures the performance of the mid-cap segment of the U.S. equity universe. The Russell 2000 Index measures the performance of the small-cap segment of the U.S. equity universe. The ICE BofA U.S. High Yield Master II Index tracks the performance of below investment grade U.S. dollar-denominated corporate bonds publicly issued in the U.S. domestic market. Wilshire REIT Index measures U.S. publicly traded Real Estate Investment Trusts. The unmanaged Bloomberg U.S. Aggregate Bond Index is generally representative of the U.S. taxable bond market as a whole. The ICE BofA 1-3 Year U.S. Corporate & Government Index tracks the bond performance of the ICE BofA U.S. Corporate & Government Index, with a remaining term to final maturity less than 3 years. The unmanaged FTSE 1-Month U.S. Treasury Bill Index tracks the yield of the 1-month U.S. Treasury Bill.

HighMark Capital Management, Inc. (HighMark) is an investment adviser registered with the U.S. Securities and Exchange Commission and a subsidiary of U.S. Bank National Association ("U.S. Bank"). U.S. Bank is a separate entity and subsidiary of U.S. Bancorp. U.S. Bank is not responsible for and does not guarantee the products, services or performance of HighMark. HighMark manages institutional separate account portfolios for a wide variety of for-profit and nonprofit organizations, public agencies, and public and private retirement plans. Individual account management and construction will vary depending on each client's investment needs and objectives. U.S. Bank provides certain services to HighMark and is compensated for these services. Investments employing HighMark strategies are NOT insured by the FDIC or by any other Federal Government Agency, are NOT Bank deposits, are NOT guaranteed by the Bank or any Bank affiliate, and MAY lose value, including possible loss of principal.

## HIGHMARK CAPITAL MANAGEMENT

350 California Street  
Suite 1600  
San Francisco, CA 94104  
800-582-4734

### ABOUT THE ADVISER

HighMark® Capital Management, Inc. (HighMark) has over 100 years (including predecessor organizations) of institutional money management experience with \$8.6 billion in assets under management\*. HighMark has a long term disciplined approach to money management and currently manages assets for a wide array of clients.

### ABOUT THE PORTFOLIO MANAGEMENT TEAM

#### Andrew Brown, CFA®

Senior Portfolio Manager  
Investment Experience: since 1994  
HighMark Tenure: since 1997  
Education: MBA, University of Southern California; BA, University of Southern California

#### Salvatore "Tory" Milazzo III, CFA®

Senior Portfolio Manager  
Investment Experience: since 2004  
HighMark Tenure: since 2014  
Education: BA, Colgate University

#### J. Keith Stribling, CFA®

Senior Portfolio Manager  
Investment Experience: since 1985  
HighMark Tenure: since 1995  
Education: BA, Stetson University

#### Christiane Tsuda

Senior Portfolio Manager  
Investment Experience: since 1987  
HighMark Tenure: since 2010  
Education: BA, International Christian University, Tokyo

#### Anne Wimmer, CFA®

Senior Portfolio Manager  
Investment Experience: since 1987  
HighMark Tenure: since 2007  
Education: BA, University of California, Santa Barbara

#### Asset Allocation Committee

Number of Members: 13  
Average Years of Experience: 29  
Average Tenure (Years): 17

#### Manager Review Group

Number of Members: 4  
Average Years of Experience: 26  
Average Tenure (Years): 14

\*Assets under management ("AUM") include assets for which HighMark provides continuous and regular supervisory and management services. As of 6/1/2023 HighMark previously listed Assets under Advisement ("AUA") are no longer advised by HighMark.

**PARS DIVERSIFIED PORTFOLIOS**  
**MODERATELY CONSERVATIVE**

Q2 2023

**WHY THE PARS DIVERSIFIED MODERATELY CONSERVATIVE PORTFOLIO?**

**Comprehensive Investment Solution**

HighMark® Capital Management, Inc.'s (HighMark) diversified investment portfolios are designed to balance return expectations with risk tolerance. Key features include: sophisticated asset allocation and optimization techniques, four layers of diversification (asset class, style, manager, and security), access to rigorously screened, top tier money managers, flexible investment options, and experienced investment management.

**Rigorous Manager Due Diligence**

Our manager review committee utilizes a rigorous screening process that searches for investment managers and styles that have not only produced above-average returns within acceptable risk parameters, but have the resources and commitment to continue to deliver these results. We have set high standards for our investment managers and funds. This is a highly specialized, time consuming approach dedicated to one goal: competitive and consistent performance.

**Flexible Investment Options**

In order to meet the unique needs of our clients, we offer access to flexible implementation strategies: HighMark Plus utilizes actively managed mutual funds while Index Plus utilizes index-based securities, including exchange-traded funds. Both investment options leverage HighMark's active asset allocation approach.

**Risk Management**

The portfolio is constructed to control risk through four layers of diversification – asset classes (cash, fixed income, equity), investment styles (large cap, small cap, international, value, growth), managers and securities. Disciplined mutual fund selection and monitoring process helps to drive return potential while reducing portfolio risk.

**PORTFOLIO FACTS**

**HighMark Plus (Active)**

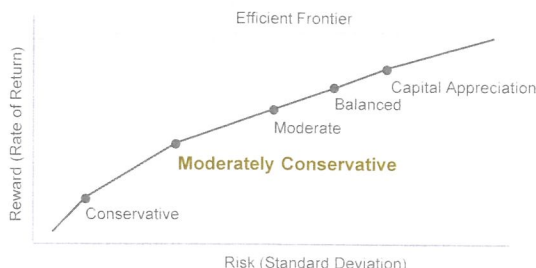
Composite Inception Date 08/2004  
No of Holdings in Portfolio 20

**Index Plus (Passive)**

Composite Inception Date 05/2005  
No of Holdings in Portfolio 13

**INVESTMENT OBJECTIVE**

To provide current income, with capital appreciation as a secondary objective. The major portion of the assets is committed to income-producing securities. Market fluctuations should be expected.



**ASSET ALLOCATION — MODERATELY CONSERVATIVE PORTFOLIO**

	Strategic Range	Policy	Tactical
Equity	20 - 40%	30%	29%
Fixed Income	50 - 80%	65%	67%
Cash	0 - 20%	5%	4%

**ANNUALIZED TOTAL RETURNS** (Gross of Investment Management Fees, but Net of Embedded Fund Fees)

	HighMark Plus Composite (Active)		Index Plus Composite (Passive)	
	Gross	Net	Gross	Net
Current Quarter*	1.76%	1.66%	1.26%	1.17%
Blended Benchmark**, **	1.52%		1.52%	
Year To Date*	5.58%	5.39%	5.03%	4.84%
Blended Benchmark**, **	5.26%		5.26%	
1 Year	4.83%	4.46%	4.13%	3.75%
Blended Benchmark**	4.88%		4.88%	
3 Year	1.81%	1.44%	1.24%	0.87%
Blended Benchmark**	1.75%		1.75%	
5 Year	3.44%	3.07%	3.32%	2.95%
Blended Benchmark**	3.59%		3.59%	
10 Year	4.14%	3.77%	3.97%	3.60%
Blended Benchmark**	4.23%		4.23%	

\* Returns less than one year are not annualized. \*\*Breakdown for Blended Benchmark From 10/1/2012 - Present: 15.5% S&P500, 3% Russell Mid Cap, 4.5% Russell 2000, 2% MSCI EM (net), 4% MSCI EAFE (net), 49.25% Bloomberg US Agg, 14% ICE BofA 1-3 Yr US Corp/Gov, 1.75% ICE BofA US High Yield Master II, 1% Wilshire REIT, and 5% FTSE 1 Mth US T-Bill. From 4/1/2007 - 9/30/2012 the blended benchmark was 25% S&P 500, 1.5% Russell 2000, 3.5% MSCI EAFE (net), 25% ICE BofA 1-3 Year Corp/Gov, 40% Bloomberg US Agg, 5% FTSE 1 Mth US T-Bill. Prior to April 2007, the blended benchmark was 30% S&P 500, 25% ICE BofA 1-3Yr Corp/Gov, 40% Bloomberg US Agg, and 5% FTSE 1 Mth US T-Bill.

**ANNUAL RETURNS** (Gross of Investment Management Fees, but Net of Embedded Fund Fees)

	HighMark Plus Composite (Active)	Index Plus Composite (Passive)
2008	-15.37%	-12.40%
2009	18.71%	11.92%
2010	10.46%	9.72%
2011	1.75%	3.24%
2012	10.88%	8.24%
2013	7.30%	6.78%
2014	4.41%	5.40%
2015	0.32%	-0.18%
2016	4.94%	5.42%
2017	9.56%	8.08%
2018	-2.60%	-2.33%
2019	13.73%	13.53%
2020	10.76%	9.74%
2021	5.15%	5.33%
2022	-13.46%	-13.00%

## HOLDINGS

### HighMark Plus (Active)

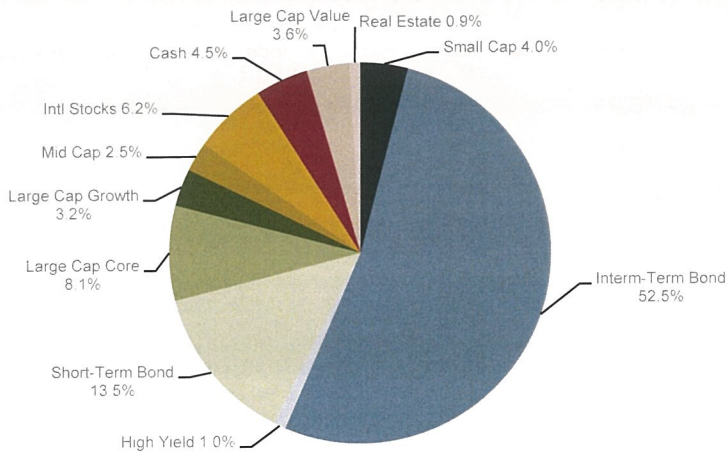
Columbia Contrarian Core I3  
Vanguard Growth & Income Adm  
Dodge & Cox Stock Fund  
iShares S&P 500 Value ETF  
Harbor Capital Appreciation - Retirement  
iShares S&P 500 Growth ETF  
iShares Russell Mid-Cap ETF  
Vanguard Real Estate ETF  
Undiscovered Managers Behavioral Value-R6  
Emerald Growth Fund-I  
DFA Large Cap International Portfolio  
Dodge & Cox International Stock  
MFS International Growth - R6  
Hartford Schroders Emerging Markets Eq  
Vanguard Short-Term Invest-Grade Adm  
PIMCO High Yield Instl  
Dodge & Cox Income-I  
PGIM Total Return Bond - R6  
DoubleLine Core Fixed Income - I  
First American Government Obligations Z

### Index Plus (Passive)

iShares Core S&P 500 ETF  
iShares S&P 500 Value ETF  
iShares S&P 500 Growth ETF  
iShares Russell Mid-Cap ETF  
Vanguard Real Estate ETF  
iShares Russell 2000 Value ETF  
iShares Russell 2000 Growth ETF  
iShares Core MSCI EAFE ETF  
Vanguard FTSE Emerging Markets ETF  
Vanguard Short-Term Invest-Grade Adm  
iShares Core U.S. Aggregate  
Vanguard High-Yield Corp Adm  
First American Government Obligations Z

*Holdings are subject to change at the discretion of the investment manager.*

## STYLE



The performance records shown represent a size-weighted composite of tax exempt accounts that meet the following criteria. Accounts are managed by HighMark with full investment authority according to the PARS Moderately Conservative active and passive objectives.

The adviser to the PARS portfolios is U.S. Bank, and HighMark serves as sub-adviser to U.S. Bank to manage these portfolios. U.S. Bank may charge clients as much as 0.60% annual management fee based on a sliding scale. U.S. Bank pays HighMark 60% of the annual management fee for assets sub-advised by HighMark under its sub-advisory agreement with U.S. Bank. The 0.36% paid to HighMark, as well as other expenses that may be incurred in the management of the portfolio, will reduce the portfolio's returns. Assuming an investment for five years, a 5% annual total return, and an annual sub-advisory fee rate of 0.36% deducted from the assets at market at the end of each year, a \$10 million initial value would grow to \$12.53 million after fees (Net-of-Fees) and \$12.76 million before fees (Gross-of-Fees). Gross returns are presented before management and custodial fees but after all trading expenses and reflect the reinvestment of dividends and other income. A client's return will be reduced by the advisory fees and other expenses it may incur as a client. Additional information regarding the firm's policies and procedures for calculating and reporting performance results is available upon request. Performance results are calculated and presented in U.S. dollars and do not reflect the deduction of investment advisory fees, custody fees, or taxes but do reflect the deduction of trading expenses. Returns are calculated based on trade-date accounting.

Blended benchmarks represent HighMark's strategic allocations between equity, fixed income, and cash and are rebalanced monthly. Benchmark returns do not reflect the deduction of advisory fees or other expenses of investing but assumes the reinvestment of dividends and other earnings. An investor cannot invest directly in an index. The unmanaged S&P 500 Index is representative of the performance of large companies in the U.S. stock market. The MSCI EAFE Index is a free float-adjusted market capitalization index designed to measure developed market equity performance, excluding the U.S. and Canada. The MSCI Emerging Markets Index is a free float-adjusted market capitalization index that is designed to measure equity market performance in the global emerging markets. The Russell Midcap Index measures the performance of the mid-cap segment of the U.S. equity universe. The Russell 2000 Index measures the performance of the small-cap segment of the U.S. equity universe. The ICE BofA U.S. High Yield Master II Index tracks the performance of below investment grade U.S. dollar-denominated corporate bonds publicly issued in the U.S. domestic market. Wilshire REIT Index measures U.S. publicly traded Real Estate Investment Trusts. The unmanaged Bloomberg U.S. Aggregate Bond Index is generally representative of the U.S. taxable bond market as a whole. The ICE BofA 1-3 Year U.S. Corporate & Government Index tracks the bond performance of the ICE BofA U.S. Corporate & Government Index, with a remaining term to final maturity less than 3 years. The unmanaged FTSE 1-Month U.S. Treasury Bill Index tracks the yield of the 1-month U.S. Treasury Bill.

HighMark Capital Management, Inc. (HighMark) is an investment adviser registered with the U.S. Securities and Exchange Commission and a subsidiary of U.S. Bank National Association ("U.S. Bank"). U.S. Bank is a separate entity and subsidiary of U.S. Bancorp. U.S. Bank is not responsible for and does not guarantee the products, services or performance of HighMark. HighMark manages institutional separate account portfolios for a wide variety of for-profit and nonprofit organizations, public agencies, and public and private retirement plans. Individual account management and construction will vary depending on each client's investment needs and objectives. U.S. Bank provides certain services to HighMark and is compensated for these services. Investments employing HighMark strategies are NOT insured by the FDIC or by any other Federal Government Agency, are NOT Bank deposits, are NOT guaranteed by the Bank or any Bank affiliate, and MAY lose value, including possible loss of principal.

## HIGHMARK CAPITAL MANAGEMENT

350 California Street  
Suite 1600  
San Francisco, CA 94104  
800-582-4734

### ABOUT THE ADVISER

HighMark® Capital Management, Inc. (HighMark) has over 100 years (including predecessor organizations) of institutional money management experience with \$8.7 billion in assets under management\*. HighMark has a long term disciplined approach to money management and currently manages assets for a wide array of clients.

### ABOUT THE PORTFOLIO MANAGEMENT TEAM

#### Andrew Brown, CFA®

Senior Portfolio Manager

Investment Experience: since 1994

HighMark Tenure: since 1997

Education: MBA, University of Southern California; BA, University of Southern California

#### Salvatore "Tory" Milazzo III, CFA®

Senior Portfolio Manager

Investment Experience: since 2004

HighMark Tenure: since 2014

Education: BA, Colgate University

#### J. Keith Stribling, CFA®

Senior Portfolio Manager

Investment Experience: since 1985

HighMark Tenure: since 1995

Education: BA, Stetson University

#### Christiane Tsuda

Senior Portfolio Manager

Investment Experience: since 1987

HighMark Tenure: since 2010

Education: BA, International Christian University, Tokyo

#### Anne Wimmer, CFA®

Senior Portfolio Manager

Investment Experience: since 1987

HighMark Tenure: since 2007

Education: BA, University of California, Santa Barbara

### Asset Allocation Committee

Number of Members: 13

Average Years of Experience: 29

Average Tenure (Years): 17

### Manager Review Group

Number of Members: 4

Average Years of Experience: 26

Average Tenure (Years): 14

\*Assets under management ("AUM") include assets for which HighMark provides continuous and regular supervisory and management services. As of 6/1/2023 HighMark previously listed Assets under Advisement ("AUA") are no longer advised by HighMark.

## PARS DIVERSIFIED PORTFOLIOS CONSERVATIVE

Q2 2023

### WHY THE PARS DIVERSIFIED CONSERVATIVE PORTFOLIO?

#### Comprehensive Investment Solution

HighMark® Capital Management, Inc.'s (HighMark) diversified investment portfolios are designed to balance return expectations with risk tolerance. Key features include: sophisticated asset allocation and optimization techniques, four layers of diversification (asset class, style, manager, and security), access to rigorously screened, top tier money managers, flexible investment options, and experienced investment management.

#### Rigorous Manager Due Diligence

Our manager review committee utilizes a rigorous screening process that searches for investment managers and styles that have not only produced above-average returns within acceptable risk parameters, but have the resources and commitment to continue to deliver these results. We have set high standards for our investment managers and funds. This is a highly specialized, time consuming approach dedicated to one goal: competitive and consistent performance.

#### Flexible Investment Options

In order to meet the unique needs of our clients, we offer access to flexible implementation strategies: HighMark Plus utilizes actively managed mutual funds while Index Plus utilizes index-based securities, including exchange-traded funds. Both investment options leverage HighMark's active asset allocation approach.

#### Risk Management

The portfolio is constructed to control risk through four layers of diversification – asset classes (cash, fixed income, equity), investment styles (large cap, small cap, international, value, growth), managers and securities. Disciplined mutual fund selection and monitoring process helps to drive return potential while reducing portfolio risk.

### PORTFOLIO FACTS

#### HighMark Plus (Active)

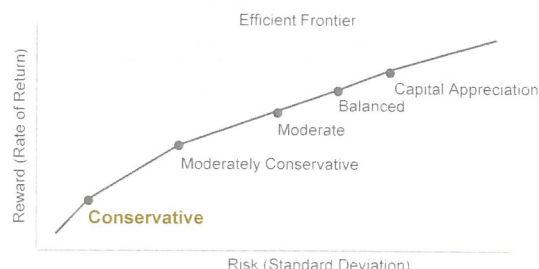
Composite Inception Date	07/2004
No of Holdings in Portfolio	20

#### Index Plus (Passive)

Composite Inception Date	07/2004
No of Holdings in Portfolio	13

### INVESTMENT OBJECTIVE

To provide a consistent level of inflation-protected income over the long-term. The major portion of the assets will be fixed income related. Equity securities are utilized to provide inflation protection.



### ASSET ALLOCATION — CONSERVATIVE PORTFOLIO

	Strategic Range	Policy	Tactical
Equity	5 – 20%	15%	14%
Fixed Income	60 – 95%	80%	82%
Cash	0 – 20%	5%	4%

### ANNUALIZED TOTAL RETURNS (Gross of Investment Management Fees, but Net of Embedded Fund Fees)

#### HighMark Plus Composite (Active)

	Gross	Net
Current Quarter*	0.74%	0.65%
Blended Benchmark**, **	0.51%	
Year To Date*	4.14%	3.95%
Blended Benchmark**, **	3.54%	
1 Year	2.65%	2.28%
Blended Benchmark**	2.49%	
3 Year	-0.40%	-0.76%
Blended Benchmark**	-0.30%	
5 Year	2.30%	1.94%
Blended Benchmark**	2.33%	
10 Year	2.90%	2.54%
Blended Benchmark**	2.81%	

#### Index Plus Composite (Passive)

	Gross	Net
Current Quarter*	0.30%	0.21%
Blended Benchmark**, **	0.51%	
Year To Date*	3.57%	3.38%
Blended Benchmark**, **	3.54%	
1 Year	1.97%	1.60%
Blended Benchmark**	2.49%	
3 Year	-0.94%	-1.30%
Blended Benchmark**	-0.30%	
5 Year	2.11%	1.75%
Blended Benchmark**	2.33%	
10 Year	2.64%	2.28%
Blended Benchmark**	2.81%	

\* Returns less than one year are not annualized. \*\*Breakdown for Blended Benchmark: From 10/1/2012 - Present: 7.5% S&P500, 1.5% Russell Mid Cap, 2.5% Russell 2000, 1% MSCI EM (net), 2% MSCI EAFE (net), 52.25% Bloomberg US Agg, 25.75% ICE BofA 1-3 Yr US Corp/Gov t, 2% ICE BofA US High Yield Master II, 0.5% Wilshire REIT, and 5% FTSE 1 Mth US T-Bill. From 4/1/2007 – 9/30/2012, the blended benchmark was 12% S&P 500, 1% Russell 2000, 2% MSCI EAFE (net), 40% ICE BofA 1-3 Year Corp./Govt, 40% Bloomberg US Agg, 5% FTSE 1 Mth US T-Bill. Prior to April 2007, the blended benchmark was 15% S&P 500, 40% ICE BofA 1-3Yr Corp/Gov, 40% Bloomberg US Agg, and 5% FTSE 1 Mth US T-Bill.

### ANNUAL RETURNS (Gross of Investment Management Fees, but Net of Embedded Fund Fees)

#### HighMark Plus Composite (Active)

2008	-9.04%
2009	15.59%
2010	8.68%
2011	2.19%
2012	8.45%
2013	3.69%
2014	3.88%
2015	0.29%
2016	4.18%
2017	6.73%
2018	-1.35%
2019	11.05%
2020	9.03%
2021	2.20%
2022	-12.63%

#### Index Plus Composite (Passive)

2008	-6.70%
2009	10.49%
2010	7.67%
2011	3.70%
2012	6.22%
2013	3.40%
2014	4.32%
2015	0.06%
2016	3.75%
2017	5.52%
2018	-1.09%
2019	10.37%
2020	8.56%
2021	1.97%
2022	-12.06%

## HOLDINGS

### HighMark Plus (Active)

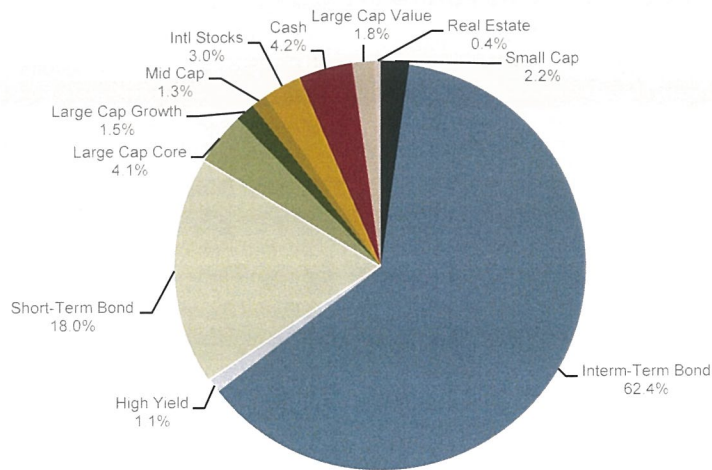
Columbia Contrarian Core I3  
 Vanguard Growth & Income Adm  
 Dodge & Cox Stock Fund  
 iShares S&P 500 Value ETF  
 Harbor Capital Appreciation - Retirement  
 iShares S&P 500 Growth ETF  
 iShares Russell Mid-Cap ETF  
 Vanguard Real Estate ETF  
 Undiscovered Managers Behavioral Value-R6  
 Emerald Growth Fund-I  
 DFA Large Cap International Portfolio  
 Dodge & Cox International Stock  
 MFS International Growth - R6  
 Hartford Schroders Emerging Markets Eq  
 Vanguard Short-Term Invest-Grade Adm  
 PIMCO High Yield Instl  
 Dodge & Cox Income-I  
 PGIM Total Return Bond - R6  
 DoubleLine Core Fixed Income - I  
 First American Government Obligations Z

### Index Plus (Passive)

iShares Core S&P 500 ETF  
 iShares S&P 500 Value ETF  
 iShares S&P 500 Growth ETF  
 iShares Russell Mid-Cap ETF  
 Vanguard Real Estate ETF  
 iShares Russell 2000 Value ETF  
 iShares Russell 2000 Growth ETF  
 iShares Core MSCI EAFE ETF  
 Vanguard FTSE Emerging Markets ETF  
 Vanguard Short-Term Invest-Grade Adm  
 iShares Core U.S. Aggregate  
 Vanguard High-Yield Corp Adm  
 First American Government Obligations Z

*Holdings are subject to change at the discretion of the investment manager.*

## STYLE



The performance records shown represent size-weighted composites of tax exempt accounts that meet the following criteria. Accounts are managed by HighMark with full investment authority according to the PARS Conservative active and passive objectives.

The adviser to the PARS portfolios is U.S. Bank, and HighMark serves as sub-adviser to U.S. Bank to manage these portfolios. U.S. Bank may charge clients as much as 0.60% annual management fee based on a sliding scale. U.S. Bank pays HighMark 60% of the annual management fee for assets sub-advised by HighMark under its sub-advisory agreement with U.S. Bank. The 0.36% paid to HighMark, as well as other expenses that may be incurred in the management of the portfolio, will reduce the portfolio's returns. Assuming an investment for five years, a 5% annual total return, and an annual sub-advisory fee rate of 0.36% deducted from the assets at market at the end of each year, a \$10 million initial value would grow to \$12.53 million after fees (Net-of-Fees) and \$12.76 million before fees (Gross-of-Fees). Gross returns are presented before management and custodial fees but after all trading expenses and reflect the reinvestment of dividends and other income. A client's return will be reduced by the advisory fees and other expenses it may incur as a client. Additional information regarding the firm's policies and procedures for calculating and reporting performance results is available upon request. Performance results are calculated and presented in U.S. dollars and do not reflect the deduction of investment advisory fees, custody fees, or taxes but do reflect the deduction of trading expenses. Returns are calculated based on trade-date accounting.

Blended benchmarks represent HighMark's strategic allocations between equity, fixed income, and cash and are rebalanced monthly. Benchmark returns do not reflect the deduction of advisory fees or other expenses of investing but assumes the reinvestment of dividends and other earnings. An investor cannot invest directly in an index. The unmanaged S&P 500 Index is representative of the performance of large companies in the U.S. stock market. The MSCI EAFE Index is a free float-adjusted market capitalization index designed to measure developed market equity performance, excluding the U.S. and Canada. The MSCI Emerging Markets Index is a free float-adjusted market capitalization index that is designed to measure equity market performance in the global emerging markets. The Russell Midcap Index measures the performance of the mid-cap segment of the U.S. equity universe. The Russell 2000 Index measures the performance of the small-cap segment of the U.S. equity universe. The ICE BofA U.S. High Yield Master II Index tracks the performance of below investment grade U.S. dollar-denominated corporate bonds publicly issued in the U.S. domestic market. Wilshire REIT Index measures U.S. publicly traded Real Estate Investment Trusts. The unmanaged Bloomberg U.S. Aggregate Bond Index is generally representative of the U.S. taxable bond market as a whole. The ICE BofA 1-3 Year U.S. Corporate & Government Index tracks the bond performance of the ICE BofA U.S. Corporate & Government Index, with a remaining term to final maturity less than 3 years. The unmanaged FTSE 1-Month U.S. Treasury Bill Index tracks the yield of the 1-month U.S. Treasury Bill.

HighMark Capital Management, Inc. (HighMark) is an investment adviser registered with the U.S. Securities and Exchange Commission and a subsidiary of U.S. Bank National Association ("U.S. Bank"). U.S. Bank is a separate entity and subsidiary of U.S. Bancorp. U.S. Bank is not responsible for and does not guarantee the products, services or performance of HighMark. HighMark manages institutional separate account portfolios for a wide variety of for-profit and nonprofit organizations, public agencies, and public and private retirement plans. Individual account management and construction will vary depending on each client's investment needs and objectives. U.S. Bank provides certain services to HighMark and is compensated for these services. Investments employing HighMark strategies are NOT insured by the FDIC or by any other Federal Government Agency, are NOT Bank deposits, are NOT guaranteed by the Bank or any Bank affiliate, and MAY lose value, including possible loss of principal.

## HIGHMARK CAPITAL MANAGEMENT

350 California Street  
 Suite 1600  
 San Francisco, CA 94104  
 800-582-4734

### ABOUT THE ADVISER

HighMark® Capital Management, Inc. (HighMark) has over 100 years (including predecessor organizations) of institutional money management experience with \$8.7 billion in assets under management\*. HighMark has a long term disciplined approach to money management and currently manages assets for a wide array of clients.

### ABOUT THE PORTFOLIO MANAGEMENT TEAM

#### Andrew Brown, CFA®

Senior Portfolio Manager  
 Investment Experience: since 1994  
 HighMark Tenure: since 1997  
 Education: MBA, University of Southern California; BA, University of Southern California

#### Salvatore "Tory" Milazzo III, CFA®

Senior Portfolio Manager  
 Investment Experience: since 2004  
 HighMark Tenure: since 2014  
 Education: BA, Colgate University

#### J. Keith Stribling, CFA®

Senior Portfolio Manager  
 Investment Experience: since 1985  
 HighMark Tenure: since 1995  
 Education: BA, Stetson University

#### Christiane Tsuda

Senior Portfolio Manager  
 Investment Experience: since 1987  
 HighMark Tenure: since 2010  
 Education: BA, International Christian University, Tokyo

#### Anne Wimmer, CFA®

Senior Portfolio Manager  
 Investment Experience: since 1987  
 HighMark Tenure: since 2007  
 Education: BA, University of California, Santa Barbara

### Asset Allocation Committee

Number of Members: 13  
 Average Years of Experience: 29  
 Average Tenure (Years): 17

### Manager Review Group

Number of Members: 4  
 Average Years of Experience: 26  
 Average Tenure (Years): 14

\*Assets under management ("AUM") include assets for which HighMark provides continuous and regular supervisory and management services. As of 6/1/2023 HighMark previously listed Assets under Advisement ("AUA") are no longer advised by HighMark.

# Discretionary Trustee Fee Schedule

## PARS OPEB Trust Program

### Orange County Water District

This document is entered into by client and U.S. Bank National Association ("U.S. Bank"), as trustee.

- Employer: Orange County Water District
- Plan/Trust Name: Public Agencies Post-Retirement Health Care Plan Trust

### Discretionary Trustee Fees

Discretionary Trustee Fees are based on the Investment Strategy you select. Following is a list of the Discretionary Trustee Fees applicable to each Investment Strategy:

- Liquidity — First American U.S. Treasury Money Market** – Fund level fees only (see prospectus)
- Liquidity — First American Prime Obligation Fund Class Z** – Fund level fees only (see prospectus)
- Diversified Portfolios (Conservative, Moderately Conservative, Moderate, Balanced, Capital Appreciation, Custom)**

Per Annum Charges*		
.35%	on the first	\$5,000,000
.25%	on the next	\$5,000,000
.20%	on the next	\$5,000,000
.15%	on the next	\$35,000,000
.10%	on all over	\$50,000,000

\*Waived for plan assets invested in First American Funds.

**25% fee discount applied to each billing period.**

#### Other Fees

First American Funds (see prospectus)

### Payment of Fees

- Market values used for fee calculations on fee invoices may differ slightly from market values on client statements due to posting of accruals, late pricing of securities and/or other timing issues.
- Fees are calculated and charged to the account monthly. If account cannot be charged after 30 days, fees not paid will be subject to a late charge of 1% per month on the unpaid balance.
- Changes to this Fee Schedule may be made at any time by U.S. Bank upon a sixty (60) days notice.

### Acknowledged and Approved

Signature of Authorized Signer for Employer: \_\_\_\_\_

Date: \_\_\_\_\_

Print Name: Michael R. Markus

Print Title: General Manager

Signature of Authorized Signer for Employer: \_\_\_\_\_

Date: \_\_\_\_\_

Print Name: Cathy Green

Print Title: President

U.S. Bank and its representatives do not provide tax or legal advice. Each client's tax and financial situation is unique. Clients should consult their tax and/or legal advisor for advice and information concerning their particular situation.



& DATE  
 & DATE

# Securities Confirmation Notification • Disclosures

## U.S. Bank

### Agency Information

Name of Employer: Orange County Water District

Name of Plan/Trust: Public Agencies Post-Retirement Health Care Plan/Trust

### Securities Confirmation Notification

Federal law requires that U.S. Bank National Association ("U.S. Bank"), as a securities custodian, enter into a written agreement with our customers regarding sending confirmations of securities transactions that we execute on their direction. For most clients, their regular account statements serve as the confirmation of any securities transactions they, or their designated agent, direct us to effect in their account. Clients also have the right to receive at no extra cost alternate notifications pursuant to 12 C.F.R. 12.4(a) which resemble something you would receive from a securities broker or 12 C.F.R. 12.4 (b) a photocopy of the actual broker confirmation we receive.

Federal law requires that we have your written directions and acknowledgement of your rights in our files.

I wish to receive securities transaction notifications in the following manner (select one):

- Account statements will serve as the sole written notification of any securities transaction effected by U.S. Bank for my account(s).
- I understand I have the right to demand that U.S. Bank provide written notification of such transactions pursuant to 12 CFR Sections 12.4(a) or (b) at no additional cost to me.
- I wish to receive written securities transaction confirmations, in addition to my account statements, for securities transactions executed by U.S. Bank at my or my agent's direction pursuant to 12 CFR Sections 12.4(a) or (b) which will be provided at no additional cost to me.
- I hereby acknowledge and agree that, to the extent any such confirmation relates to an Omnibus Account (as defined in the governing "PARS" trust agreement with U.S. Bank), such confirmation (i) will reflect the identity, price, and number of shares or units of the security purchased or sold by the Omnibus Account and (ii) will not reflect my plan's relative share of the Omnibus Account or of such purchase or sale (for example, it will not be prorated to reflect only such share).

### Acknowledged and Approved

1. Signature of Authorized Signer for Employer: \_\_\_\_\_ Date: \_\_\_\_\_

Print Name: Michael R. Markus Print Title: General Manager

2. Signature of Authorized Signer for Employer: \_\_\_\_\_ Date: \_\_\_\_\_

Print Name: Cathy Green Print Title: President

& DATE  
& DATE

### Important Information About Procedures for Opening a New Account

To help the United States fight the funding of terrorism and money laundering activities, U.S. law requires U.S. Bancorp, like other financial institutions, to obtain, verify, and record information that identifies each customer that opens an account.

What this means for you: When you open an account with us, we will ask for your legal name, address, tax identification number, and other identifying information that will assist us. We may ask for copies of certified articles of incorporation, an unexpired government-issued business license, a partnership agreement, or other documents that indicate the existence and standing of the entity.

### Investment Related Disclosures

- For a prospectus containing more complete information on First American Funds, including investment policies, risks, fees, and expenses, please contact your investment professional, call First American Funds Investor Services at (800) 677-FUND (3863), or visit [firstamericanfunds.com](http://firstamericanfunds.com). Please read the prospectus carefully before you invest or send money.
- U.S. Bank and other U.S. Bancorp affiliates receive compensation for services rendered to the First American Funds as disclosed in the funds' prospectuses. U.S. Bancorp Asset Management, Inc., a registered investment advisor and subsidiary of U.S. Bank, services as the investment advisor to the First American Funds.

NOT FDIC INSURED      NO BANK GUARANTEE      MAY LOSE VALUE



# Form - Authorized Signers U.S. Bank

Employer: Orange County Water District

Plan/Trust Name: Public Agencies Post-Retirement Health Care Plan Trust


## Authorized Signers

In accordance with the provisions of the above referenced account, the following people are authorized on behalf of the Employer to direct U.S. Bank, N.A. to take action with regard to this account and hereby authorize and direct U.S. Bank, N.A. to act on directives signed by:

1. Print Full Legal Name: Michael R Markus  
First Name Middle Name Last Name

Print Title: General Manager Email: \_\_\_\_\_

Signature: \_\_\_\_\_ Direct Phone Number: \_\_\_\_\_



**SIGN & DATE**


MIDDLE NAME

EMAIL #  
PHONE #

2. Print Full Legal Name: Catherine Green  
First Name Middle Name Last Name

Print Title: President Email: \_\_\_\_\_

Signature: \_\_\_\_\_ Direct Phone Number: \_\_\_\_\_



**SIGN & DATE**

MIDDLE NAME

EMAIL #  
PHONE #

3. Print Full Legal Name: \_\_\_\_\_  
First Name Middle Name Last Name

Print Title: \_\_\_\_\_ Email: \_\_\_\_\_

Signature: \_\_\_\_\_ Direct Phone Number: \_\_\_\_\_

4. Print Full Legal Name: \_\_\_\_\_  
First Name Middle Name Last Name

Print Title: \_\_\_\_\_ Email: \_\_\_\_\_

Signature: \_\_\_\_\_ Direct Phone Number: \_\_\_\_\_

## Authorized by:

I hereby acknowledge and represent that I am authorized on behalf of the Employer to provide this authorized signature form to U.S. Bank, N.A. This form shall remain in effect until it is changed or revoked in writing by the Employer. Any change or revocation of this form shall be effective upon U.S. Bank's receipt of such written notice.


Michael R. Markus, General Manager  
Print Name and Title of Authorized Signer for Employer

Cathy Green, President  
Print Name and Title of Authorized Signer for Employer

Signature of Authorized Signer for Employer

Signature of Authorized Signer for Employer

Date



**SIGN & DATE**



**SIGN & DATE**



# Request for Taxpayer Identification Number and Certification

Give Form to the requester. Do not send to the IRS.

► Go to [www.irs.gov/FormW9](http://www.irs.gov/FormW9) for instructions and the latest information.

**1** Name (as shown on your income tax return). Name is required on this line; do not leave this line blank.

**2** Business name/disregarded entity name, if different from above

**3** Check appropriate box for federal tax classification of the person whose name is entered on line 1. Check only **one** of the following seven boxes.

Individual/sole proprietor or single-member LLC

C Corporation

S Corporation

Partnership

Trust/estate

Limited liability company. Enter the tax classification (C=C corporation, S=S corporation, P=Partnership) ► \_\_\_\_\_

**Note:** Check the appropriate box in the line above for the tax classification of the single-member owner. Do not check LLC if the LLC is classified as a single-member LLC that is disregarded from the owner unless the owner of the LLC is another LLC that is **not** disregarded from the owner for U.S. federal tax purposes. Otherwise, a single-member LLC that is disregarded from the owner should check the appropriate box for the tax classification of its owner.

Other (see instructions) ► \_\_\_\_\_

**4** Exemptions (codes apply only to certain entities, not individuals; see instructions on page 3):

Exempt payee code (if any) \_\_\_\_\_

Exemption from FATCA reporting code (if any) \_\_\_\_\_

(Applies to accounts maintained outside the U.S.)

**5** Address (number, street, and apt. or suite no.) See instructions. **Requester's name and address (optional)**

**6** City, state, and ZIP code

**7** List account number(s) here (optional)

## Part I Taxpayer Identification Number (TIN)

Enter your TIN in the appropriate box. The TIN provided must match the name given on line 1 to avoid backup withholding. For individuals, this is generally your social security number (SSN). However, for a resident alien, sole proprietor, or disregarded entity, see the instructions for Part I, later. For other entities, it is your employer identification number (EIN). If you do not have a number, see *How to get a TIN*, later.

**Note:** If the account is in more than one name, see the instructions for line 1. Also see *What Name and Number To Give the Requester* for guidelines on whose number to enter.

**Social security number**

				-						
--	--	--	--	---	--	--	--	--	--	--

or

**Employer identification number**

--	--	--	--	--	--	--	--	--	--	--

## Part II Certification

Under penalties of perjury, I certify that:

- The number shown on this form is my correct taxpayer identification number (or I am waiting for a number to be issued to me); and
- I am not subject to backup withholding because: (a) I am exempt from backup withholding, or (b) I have not been notified by the Internal Revenue Service (IRS) that I am subject to backup withholding as a result of a failure to report all interest or dividends, or (c) the IRS has notified me that I am no longer subject to backup withholding; and
- I am a U.S. citizen or other U.S. person (defined below); and
- The FATCA code(s) entered on this form (if any) indicating that I am exempt from FATCA reporting is correct.

**Certification instructions.** You must cross out item 2 above if you have been notified by the IRS that you are currently subject to backup withholding because you have failed to report all interest and dividends on your tax return. For real estate transactions, item 2 does not apply. For mortgage interest paid, acquisition or abandonment of secured property, cancellation of debt, contributions to an individual retirement arrangement (IRA), and generally, payments other than interest and dividends, you are not required to sign the certification, but you must provide your correct TIN. See the instructions for Part II, later.

<b>Sign Here</b>	Signature of U.S. person ►	Date ►
------------------	----------------------------	--------

## General Instructions

Section references are to the Internal Revenue Code unless otherwise noted.

**Future developments.** For the latest information about developments related to Form W-9 and its instructions, such as legislation enacted after they were published, go to [www.irs.gov/FormW9](http://www.irs.gov/FormW9).

## Purpose of Form

An individual or entity (Form W-9 requester) who is required to file an information return with the IRS must obtain your correct taxpayer identification number (TIN) which may be your social security number (SSN), individual taxpayer identification number (ITIN), adoption taxpayer identification number (ATIN), or employer identification number (EIN), to report on an information return the amount paid to you, or other amount reportable on an information return. Examples of information returns include, but are not limited to, the following.

- Form 1099-INT (interest earned or paid)

- Form 1099-DIV (dividends, including those from stocks or mutual funds)
- Form 1099-MISC (various types of income, prizes, awards, or gross proceeds)
- Form 1099-B (stock or mutual fund sales and certain other transactions by brokers)
- Form 1099-S (proceeds from real estate transactions)
- Form 1099-K (merchant card and third party network transactions)
- Form 1098 (home mortgage interest), 1098-E (student loan interest), 1098-T (tuition)
- Form 1099-C (canceled debt)
- Form 1099-A (acquisition or abandonment of secured property)

Use Form W-9 only if you are a U.S. person (including a resident alien), to provide your correct TIN.

If you do not return Form W-9 to the requester with a TIN, you might be subject to backup withholding. See What is backup withholding, later.



## AGENDA ITEM SUBMITTAL

**Meeting Date:** September 14, 2023

**Budgeted:** N/A

**To:** Administration/Finance Issues Cte  
Board of Directors

**Budgeted Amount:** N/A

**Cost Estimate:** N/A

**From:** Mike Markus

**Funding Source:** N/A

**Program/ Line Item No.** N/A

**General Counsel Approval:** N/A

**Engineers/Feasibility Report:** N/A

**Staff Contact:** R. Fick/M. Villalobos

**CEQA Compliance:** N/A

**Subject: SURPLUS OF COMPUTER EQUIPMENT, OFFICE FURNITURE, AND VEHICLES**

---

### SUMMARY

Staff has determined that certain vehicles, computer equipment, furniture, and miscellaneous equipment are irreparable or too costly to repair and no longer necessary for use in District operations. The items listed below were removed from service and placed in temporary storage in the warehouse until approved for disposal.

### RECOMMENDATION

Agendize for September 20 Board meeting: Declare items on Surplus List as of September 1, 2023, surplus and authorize the sale and disposal thereof.

### BACKGROUND/ANALYSIS

Below is a list of items recommended for surplus. The items listed are either outdated, parts are no longer available and cannot be serviced, or are inoperable.

The computer equipment and hardware have either been replaced or have become obsolete or beyond economical repair. Computer disk drives from JDE and Maximo have been removed and destroyed.

Disposal of the electronic equipment, furniture, and vehicles will be accomplished by selling them through an auction company, to private companies or sold for scrap.

Below is a list of the surplus items as of September 1, 2023.

### PRIOR RELEVANT BOARD ACTION(S)

None

# SURPLUS LIST AS OF September 1, 2023

## Fountain Valley

LOCATION	DESCRIPTION	QTY	ASSET#
Warehouse	Norlake Scientific Freezer	1	N/A
Warehouse	Dell Desktop Computers	19	N/A
Warehouse	Dell Uninterrupted Power Supply	1	N/A
Warehouse	Keyboards, Mouse, Power Cables	N/A	N/A
Warehouse	Dell Computer Monitors	4	N/A
Warehouse	Toners- HP 124A 3pack	1	N/A
Warehouse	HP Printer- Officejet 6700 Premium	1	N/A
Warehouse	Printer/Fax- Xerox Phaser 6180 MFP	2	N/A
Warehouse	T-122- Ford F150 (Gas)	1	N/A
Warehouse	T-115- Ford F250 Super Cab (Diesel)	1	N/A
Warehouse	Credenza (wood)	1	N/A
Warehouse	Wooden Standing Clock	1	7021
Warehouse	Tall Filing Cabinet (wood)	1	N/A
Warehouse	Short Filing Cabinet (wood)	1	N/A
Warehouse	Short Filing Cabinet (metal)	1	N/A
Warehouse	Bookshelf	1	N/A
Warehouse	Aroma Coffee Vending Machine	1	N/A

## FHQ/PRADO

LOCATION	DESCRIPTION	QTY	ASSET#
FHQ	Metal Credenzas	3	N/A
FHQ	Metal Tall Bookcases	2	N/A
FHQ	Metal Short Bookcase	1	N/A
FHQ	Metal File Cabinets	3	N/A
FHQ	Map Holders with Hangers	7	N/A
FHQ	Floor Map Holder	1	N/A
FHQ	1999 Drill Press- B-40 (230/460 volts) 60 HZ 2.3 KW	1	N/A



## AGENDA ITEM SUBMITTAL

**Meeting Date:** September 14, 2023

**To:** Administration and Finance Issues Cte  
Board of Directors

**From:** Mike Markus

**Staff Contact:** M. Markus

**Budgeted:** No

**Budgeted Amount:** N/A

**Cost Estimate:** \$25,000

**Funding Source:** General Fund

**Program/ Line Item No.:** 1010.51102

**General Counsel Approval:** N/A

**Engineers/Feasibility Report:** N/A

**CEQA Compliance:** N/A

**Subject: COALITION FOR ENVIRONMENTAL PROTECTION, RESTORATION AND DEVELOPMENT (CEPRD), REGIONAL RELIABILITY & SUSTAINABILITY PROJECT 97-005, CECs AND THE ROLE OF POTWs**

---

### SUMMARY

The Coalition for Environmental Protection, Restoration and Development (CEPRD) has finalized the California Department of Public Health (DPH) Memo 97-005 toolkit, which addresses the use of impaired water sources for drinking water following wellhead treatment. Work this year will include implementation of the toolkit, but also address issues regarding Constituents of Emerging Concern (CECs) and their impact on Publicly Owned Treatment Works (POTWs) permitting.

#### Attachments:

- Project Overview, CEPRD Regional Reliability and Sustainability Project – Phase 5.3

### RECOMMENDATION

Agendize for September 20 Board meeting: Authorize the General Manager to support the CEPRD Regional Reliability and Sustainability Project in the amount of \$25,000.

### BACKGROUND/ANALYSIS

Support of CEPRD is worthwhile considering their unique collaboration of environmental decision makers in the water, regulatory, and industrial communities. This coalition of high-level decision makers from both the private and public sectors has been effective in the review and advocacy of water policies related to industrial contamination of aquifers, such as in the Orange County Groundwater Basin. Coalition members include Los Angeles Department of Water and Power (LADWP), Honeywell, Lockheed-Martin, Metropolitan Water District of Southern California (MWD), Los Angeles County Sanitation District (LACSD) and the San Gabriel Basin Water Quality Authority.

The project under consideration here is the implementation of the DPH Memo 97-005 toolkit, which addresses the use of impaired water sources for drinking water following

wellhead treatment. Additional work will include working with the Division of Drinking Water (DDW) and the Division of Water Quality (DWQ) and other state agencies regarding the development of regulatory thresholds for CECs, including PFOA and PFOS, in the state's regulatory programs including the National Pollutant Discharge Elimination System (NPDES) permitting for POTWs.

**PRIOR RELEVANT BOARD ACTION(S)**

October 19, 2022. M22 108– Authorizing support for the CEPRD Regional Reliability and Sustainability Project in the amount of \$25,000.

June 16, 2021. M21 61– Authorizing support for the CEPRD Regional Reliability and Sustainability Project in the amount of \$25,000.

June 17, 2020, M20-67 – Authorizing support for the CEPRD Regional Reliability and Sustainability Project in the amount of \$25,000.

June 19, 2019, R19-6-92 – Support the 97-005 CEPRD project in the amount of \$25,000.

Draft Project Overview - For Discussion Purposes Only  
CEPRD Regional Reliability and Sustainability Project – Phase 5.3 (a)(1)  
**Achieving Results in the Effort to Develop Sustainable Local Water Supplies -  
The 97-005 Refresh, CECs and the Role of POTWs**

**Goal:** To develop opportunities for utilization of updated 97-005 guidance procedures for current projects and related CEC issue. Particular attention will be devoted to how POTWs are being increasingly relied upon for augmenting regional drinking water supplies and how pending regulations may impact such efforts.

**Background:** The Coalition for Environmental Protection, Restoration and Development (CEPRD), a 501(c)(3) corporation, and its Water Project Stakeholders (Stakeholders) have worked collaboratively to create a common framework of understanding for addressing CECs and putting impaired waters and groundwater basins to beneficial use. The September 2020 User Guide for DPH Memo 97-005 provides a tool for such action. Additionally the recent release of the NWRI DPR report reaffirms the need for active engagement with drinking water agencies and POTWs. In particular, there is a need to address shared concerns related to (1) the potential hurdles CECs pose to the beneficial use/reuse of wastewater and biosolids and development of new sources of water supply and (2) the use of regulatory thresholds for CECs in drinking water in other regulatory programs. It has been determined that this is an effort which merits the continued involvement of CEPRD.

**Methodology:** In coordination with CEPRD members, Project Stakeholders, staff, and consultants, California Partnerships, Inc. on behalf of CEPRD will perform services in the following areas:

- 1) Convene a working group to meet on a regular basis to provide a vehicle for greater coordination among industry, regulatory agencies, and water purveyors for the purpose of implementing the 97-005 process consistent with the September 2020 User Guide.
- 2) Provide a forum for Stakeholders to discuss and develop streamlined solutions for containing and cleaning up contamination in the region's groundwater basins, putting water from impaired groundwater basins to beneficial use, and using groundwater basins to store new sources of water such as recycled wastewater.
- 3) Provide a vehicle for coordination with the SWRCB Division of Drinking Water (DDW), Division of Water Quality (DWQ), and other state agencies regarding the development and use of regulatory thresholds for CECs and in the state's regulatory programs, including the NPDES and TMDL programs.
- 4) Explore the development of a concurrent pilot project(s) based upon existing 97-005 related activities and pending CEC efforts.
- 5) Develop a framework for targeted regulatory actions to address CECs and advance the development of an integrated and sustainable water supply strategy for the region.
- 6) Conduct a day and a half off-site to provide the parties with an opportunity to refine strategies in furtherance of project objectives and develop recommendations for future action.

**Timetable:** July 2023 – June 2024

**Budget:** \$250,000





## **AGENDA ITEM SUBMITTAL**

**Meeting Date:** September 14, 2023

**To:** Administrative/Finance Issues Cte.  
Board of Directors

**From:** Mike Markus

**Staff Contact:** S. Dosier

**Budgeted:** Partial

**Budgeted Amount:** \$10,000

**Cost Estimate:** N/A

**Funding Source:** General Fund

**Program/ Line Item No.** 1030.53001

**General Counsel Approval:** N/A

**Engineers/Feasibility Report:** N/A

**CEQA Compliance:** N/A

**Subject: AMENDMENT TO LEGAL, SERVICES AGREEMENT WITH LIEBERT,  
CASSIDY, WHITMORE**

---

### **SUMMARY**

The District currently has a Legal Service Agreement with Liebert, Cassidy, Whitmore (LCW). LCW provides legal counsel on negotiations, employee relations issues and investigations. The agreement was amended in 2022 for an amount not to exceed \$50,000. Due to recent engagements with the firm for personnel matters as well as the recent Employee Association contract negotiations, there is a need to increase the agreement amount. Staff is recommending an Amendment No. 2 to the legal services agreement with LCW increasing the total agreement amount to \$100,000. This amount should be sufficient to cover any necessary legal services for the next two to four years.

### **RECOMMENDATION**

Agendize for the September 20 Board meeting:

1. Authorize issuance of Amendment No. 2 to Legal Services Agreement with Liebert, Cassidy, Whitmore for an amount not to exceed \$100,000.



## AGENDA ITEM SUBMITTAL

**Meeting Date:** September 14, 2023

**To:** Administration/Finance Issues Cte  
Board of Directors

**From:** Mike Markus

**Staff Contact:** M. Ochoa / R. Fick

**Budgeted:** No

**Budgeted Amount:** \$0

**Cost Estimate:** \$40,000

**Funding Source:** General Fund

**Program/Line Item:** 1024.53001.9900

**General Counsel Approval:**

**Engineers Report Approved:** N/A

**CEQA Compliance:** N/A

**Subject: AGREEMENT WITH CERIDIAN – DAYFORCE PROFESSIONAL SERVICES TIME AND MATERIALS SERVICE**

---

### SUMMARY

The District will require Ceridian's payroll professional services to configure new payroll export files within the Dayforce payroll system for the new upcoming third-party retirement plans administrator, Fidelity. The cost of Ceridian's professional service is estimated at \$40,000.

Attachment(s): Ceridian Service Requirements Specification (SRS) Time and Materials

### RECOMMENDATION

Agendize for the September 20 Board meeting: Approve and authorize execution of the Agreement with Ceridian Professional Services for time and materials for an amount not-to-exceed \$40,000.

### BACKGROUND/ANALYSIS

The District entered into an agreement with Fidelity to provide recordkeeping and administrative services to both the District's 401(a) Money Purchase Retirement Plan and 457 Deferred Compensation plans early this year with a target conversion date for Fall 2023. For this upcoming change, the District is required to update the payroll export files in the Dayforce payroll system to Fidelity's required file specifications. Ceridian's professional services team provided the scope of work with time and materials for the update. The professional services fee of \$40,000 is based on time and materials of 200 hours at \$200 per hour.

### PRIOR RELEVANT BOARD ACTION(S)

N/A

# CERIDIAN Services Requirements Specification (SRS)

<b>Author:</b>	Militza Reagan
<b>Customer Name:</b>	Orange Country Water District
<b>Project Name:</b>	Project Orange County Water District-Custom Export 3rd Party - New- 05944077
<b>Project Number:</b>	PR-214170
<b>Billing Type:</b>	Time and Material

\*Additional project contacts can be viewed in the Customer Community

# CERIDIAN Services Requirements Specification (SRS)

## Revision History

Date	Author	Version	Description
8/21/2023	Militza Reagan	1.00	

# CERIDIAN Services Requirements Specification (SRS)

## Scope of Work (The Change Request / Contract can be viewed in the Customer Community)

### In Scope

#### Standard Project Process

- There should be one ticket per file vendor that needs to be updated. Instruction: Typically, when the client is going thru OE, there are more than one file change needed, i.e. multiple vendors most of the time. We need one ticket per file vendor.
- Setup of a Project Test environment with a backup of the latest production data.
- Coordination of Unit testing and End to End testing.
- File transfer set up via FTP/SFTP.
- Migration to Production environment.
- Post migration validation and support for up to 2 iterations of the file feed (as defined with the client prior to go live).
  - Once the project is closed, client will follow the normal process to engage support.
- Creation/modification of file as per specifications outlined in the change request and provided on the additional collateral page.

Create 2 payroll files per Paygroup according to the specification provided by Fidelity (total of 12 payroll files)

VUZ – A and B Friday for Plan 89137 and Plan 89148

VUZ – A and B Monday for Plan 89137 and Plan 89148

VUZ – C Regular for Plan 89137 and Plan 89148

VUZ – Dayshift for Plan 89137 and Plan 89148

VUZ – Nightshift for Plan 89137 and Plan 89148

VVY – Directors for Plan 89137 and Plan 89148

Create 2 Indicative data File (HR exports). One per policy.

# CERIDIAN Services Requirements Specification (SRS)

## Configuration (Embed workbook and/or configuration details)

CR, and other documents

(attachments here will be shared as a separate zip file to be delivered with the SRS)

Attachment	Comments



# CERIDIAN Services Requirements Specification (SRS)

## Testing Scenarios / Use Cases – Customer Input

Standard Ceridian testing to include the following (may vary depending on the type of export):

- Review of all fields to confirm that they are populating as required.
- Review of all fields to confirm appropriate formatting; specifically confirming that dates, SSNs, phone numbers and amounts are showing per vendor requirements.
- Confirmation that correct delimiter is used.
- Confirmation that record selectivity is working as designed.
  - Inclusion of correct records
  - Specific exclusions adhered to
  - Any date or other data driven functionality keeping records on or forcing them off as needed (i.e. terms to drop from file after 31 days)
- Review of mapped fields to ensure various mapping parameters are working as expected.
- Where appropriate, review of population counts (by employee/dependent and/or by plans or mappings).

Additional testing **may** include (as needed or appropriate):

- Providing copy of the output file to client in format that is easily read with instructions on what to validate and how. This may not be feasible depending on file sharing regulations and/or ability to convert the format to a more simplified version.

Standard test cases scenarios should include basic transactions (like new hires and terminations).

Ceridian to work with vendor and client to identify the appropriate use cases depending on the type of file being built.

Scenario*	Description of Testing Scenario / Use Case*

\* To be determined by the client/vendor.

# CERIDIAN Services Requirements Specification (SRS)

## Project Plan dates

Services projects are executed in phases. The dates below were discussed and agreed to during Discovery. Changes to these dates require Ceridian and Customer agreement.

	Action items	Start Date	End Date
0.1	Complete Requirements Gathering	8/21/2023	9/4/2023
0.2	Complete Build	9/5/2023	9/29/2023
0.3	Complete Testing	10/2/2023	10/20/2023
0.4	Complete Production Monitoring	10/23/2023	11/20/2023

# CERIDIAN Services Requirements Specification (SRS)

## Roles and Responsibilities

To facilitate the successful delivery of this project, the Customer and Ceridian will ensure the appropriate individuals are assigned and available to fill the following roles with the associated responsibilities.

Ceridian Role / Responsibility	Customer Role / Responsibility
Project Sponsor / Delivery Oversight <ul style="list-style-type: none"> <li>• Provide overall direction and management support for the VAS team</li> <li>• Allocate necessary resources</li> <li>• Participate in executive updates and checkpoints as needed</li> <li>• Sponsor is client escalation point, if needed</li> </ul>	Project Sponsor <ul style="list-style-type: none"> <li>• Provide overall direction and management support for the project team</li> <li>• Allocate necessary resources</li> <li>• Participate in executive updates and checkpoints as needed</li> <li>• Make business decisions in a timely manner</li> </ul>
Consultant(s) <ul style="list-style-type: none"> <li>• Lead requirements gathering and documentation through the Discovery stage</li> <li>• Convey best practices to leverage features and functionality specific to the project scope</li> <li>• Lead configuration and provide testing workbook for client use as applicable</li> <li>• Support Customer testing questions and facilitate triage and resolution during UAT phase</li> <li>• Initiate file transmission process</li> <li>• Migrate solution to production</li> <li>• Provide post live support for pre-defined period of time prior to project close out</li> </ul>	Customer <ul style="list-style-type: none"> <li>• Responsible for any ongoing updates/maintenance of employee data with Carriers/Vendors to keep items/data in sync throughout the life cycle of the project as required</li> <li>• Provide requirements as input to the Discovery stage</li> <li>• Participate in requirements gathering and review of documented requirements for sign-off</li> <li>• Participate in solution configuration as needed</li> <li>• Data collection and validation per project scope</li> <li>• Development of test cases and testing strategy for UAT</li> <li>• Lead execution of test cases during UAT</li> <li>• Participate in training at appropriate points in the project lifecycle as needed</li> <li>• Lead rollout of the solution across the organization</li> <li>• Participate in organizational readiness activities</li> <li>• Assume ownership of the configured solution post go-live</li> </ul>
Project Manager (applicable if the Consultant is also the Project Manager) <ul style="list-style-type: none"> <li>• Develop, maintain, and report progress against the project plan and associated logs (risk log, issues log, etc.)</li> <li>• Manage Ceridian Team resources and deliverables</li> <li>• Act as a central point of contact to facilitate communication between project teams for all day-today activities</li> </ul>	Project Manager (applicable if the Customer has a Project Manager) <ul style="list-style-type: none"> <li>• Participate in development and update of project plan and associated logs</li> <li>• Manage Customer project team and third-party resources and deliverables</li> <li>• Act as a central point of contact for all day-today activities from all locations/business units</li> <li>• Facilitate sign-off of key project documents and deliverables including testing strategy and execution and change control activities</li> <li>• Plan and manage rollout strategy and logistics</li> </ul>

# CERIDIAN Services Requirements Specification (SRS)

## Effort Estimation

<b>Vendor Company Name:</b>	Fidelity
<b>Vendor Contact Name:</b>	Erin Smith
<b>Vendor Contact Email:</b>	<a href="mailto:Erin.Smith@fmr.com">Erin.Smith@fmr.com</a>
<b>Vendor Contact Phone #:</b>	859-386-5693

Fidelity - DF Link - Payroll Data Export (New)	
Detailed action items	Hours Estimation
<ul style="list-style-type: none"> <li>• TEST environment creation*</li> <li>• Ticket review*</li> <li>• Existing configuration or coding reviews*</li> <li>• Meeting preparation*</li> <li>• Meetings - kick-off, client vendor requirement gathering</li> <li>• Discovery/Analysis</li> <li>• SRS documentation</li> <li>• SRS requirements review</li> </ul>	20
<ul style="list-style-type: none"> <li>• Development/coding effort</li> <li>• Internal testing</li> <li>• Documentation internal/client</li> <li>• Client's vendor follow-up</li> <li>• Required meetings in support of coding/internal testing</li> </ul>	70
<ul style="list-style-type: none"> <li>• Client/Vendor testing</li> <li>• Development/coding effort refinement</li> <li>• Client's vendor follow-up</li> <li>• Required meetings in support of client/vendor testing</li> </ul>	60
<ul style="list-style-type: none"> <li>• Configuration or coding moves from TEST to PRODUCTION</li> <li>• Client's vendor follow-up</li> <li>• Project closeout including support of 2 successful iterations of the file feed (as defined prior to go live)</li> </ul>	30
<b>Project Management/Administration</b>	10
<b>Delivery Oversight</b>	10
<b>Total Hours</b>	<b>200</b>
*Activities may be performed/billed prior to introductory/initial meeting.	

Hours are estimations only and customer will be invoiced for actual hours worked (including meetings, research, documentation, configuration, testing, and deployment) at the agreed upon rate on the Change Request/Contract. Any deviation above 10% will be documented and communicated by the consultant as they occur.

# CERIDIAN Services Requirements Specification (SRS)

## Assumptions and Approval

Client acknowledges and agrees to the following assumptions:

- Customer's requirements for the Services being implemented are accurately documented. Customer acknowledges that any modifications to the project deliverables after approval may result in a reassessment of estimated fee and expected delivery date.
- Customer will provide data requested by Ceridian in a timely manner. Customer acknowledges that latency in deliverables may result in a reassessment of estimated fee and expected delivery date.
- Customer acknowledges that lack of access to Customer resources or changes to any individuals filling the roles identified may result in a reassessment of estimated fee and expected delivery date.
- Customer Power User will be appointed during project launch and must be available for the duration of the project. Customer acknowledges that the lack of a Power User may result in a reassessment of estimated fee and expected delivery date.
- Customer will confirm acceptance and sign-off for all services (including UAT) in a timely fashion and per the project schedule. Customer acknowledges that latency in sign-off on specified milestones per the project plan may result in a reassessment of estimated fee and expected delivery date.
- Customer acknowledges that post-UAT sign-off, Ceridian will replicate the configuration that was created by Ceridian in the test environment into the production environment. Any updates made by Customer in the test environment will be Customer responsibility in the production environment.
- System configuration and data entry must be complete before testing can commence. In some cases, it must be completed before the file configuration phase can be finalized. Examples below.
  - Pay run data files – there must be a committed payroll with the appropriate deductions and/or earnings in order to test.
  - HR data files – Population of required fields etc must be done prior to testing.
  - Benefits files – Addition of new plans, plan carriers, plan coverage levels must be done prior to configuration, participants must be enrolled prior to testing.

## Estimated hours:

**200**

This document is the property of Ceridian and is marked "Confidential" in accordance with Ceridian's Information Security Policy. Unless prior written authorization is provided, this document is for use only by authorized personnel that require this information to perform their job function. All ideas, concepts, processes, drawings and information contained herein are considered the proprietary intellectual property or trade secrets of Ceridian. Unauthorized use or distribution in any form or means including electronic, mechanical, photocopying or otherwise is illegal and prohibited.



## AGENDA ITEM SUBMITTAL

**Meeting Date:** September 14, 2023

**To:** Administration/Finance Issues Cte.  
Board of Directors

**From:** Mike Markus

**Staff Contact:** R. Fick /M. Ochoa

**Budgeted:** N/A

**Budgeted Amount:** N/A

**Cost Estimate:** N/A

**Funding Source:** N/A

**Program/Line-Item No.:** N/A

**General Counsel Approval:** N/A

**Engineers/Feasibility Report:** N/A

**CEQA Compliance:** N/A

**Subject: BUDGET TO ACTUAL REPORT FOR THE FOURTH QUARTER FY 2022-23**

---

### SUMMARY

Attached is a copy of the Budget to Actual Report for the fourth quarter year-to-date fiscal year 2022-23. General Fund operations expenditures are \$3.1 million less than the revised annual budget. Debt Service expenditures are \$2.1 million under budget. Replacement & Refurbishments are \$3.2 million less than the revised budget and Water Purchases are \$3.3 million less than the revised budget.

#### Attachment(s):

- Attachment A – Operating Costs Budget to Actual
- Attachment B – Cost Center Budget to Actual Summary
- Attachment C – Cost Center Budget to Actual Details
- Attachment D – Operating Revenues Budget to Actual

### RECOMMENDATION

Agendize for September 20 Board meeting: Receive and file the Budget to Actual Report for the Fourth Quarter of Fiscal Year 2022-23 ending June 30, 2023.

### BACKGROUND/ANALYSIS

Attachment A provides an overall summary of the District's various operating costs for the first quarter to date. Attachment B provides a budget to actual summary of the 21 cost centers that comprise the general fund and attachment C provides the details of these 21 cost centers. The district's revenue performance is summarized in attachment D.

#### General Fund

General Fund costs are \$3.1 less than budget due to department expenses lower than planned in Board Administration, Water Production, Forebay Operations, Hydrogeology. Specific details on the expense categories that make up this variance can be found in the footnotes to the reports in attachments B and C.

## **Debt Service**

Debt service is under budget by \$2.1 million, primarily due to lower than planned variable interest rates on its 2003A certificates-of-participation and commercial paper.

## **Replacement & Refurbishment**

The Replacement & Refurbishment spending was \$3.2 less than the revised budget due delay of the following: (1) the replacement of Reverse Osmosis PVC pipe with stainless steel pipe in Area 520 - \$1.5 million, (2) purchase of a replacement bulldozer TL-24 - \$1.0 million, (3) the repair of cable to the Santiago floating pump station - \$0.25 million, and (4) the replacement and redevelopment of monitoring well AMD-3 - \$0.3 million.

## **Water Purchases**

Water purchases are \$3.3 million less than the revised budget. The District purchased approximately 16,865 acre-feet of MWD untreated full-service imported water through FY22-23 versus a revised budget of 25,000 acre-feet for FY22-23 or about \$7 million less than the revised budget. Offsetting this reduction in planned water purchases was the Coastal Pumping Transfer Program payment of \$4 million to the city of Huntington Beach who reduced groundwater pumping in the Sunset Gap area to help reduce seawater intrusion.

## **Revenue Summary**

For fiscal year ending June 30, 2023, total operating and non-operating revenues were \$13.0 million less than budget. The District received \$28.7 million less than planned in replenishment assessments. Budgeted pumping for FYE 2023 was 295,100 acre-feet and actual pumping was approximately 244,930 acre-feet because of PFAS projects taking longer than planned and a significant decline in total water demands due to the wet winter. In addition, the District received \$3.9 million more than planned in property tax revenues and \$5.6 million in investment revenues as a result of the increase in rates.

**PRIOR RELEVANT BOARD ACTION(S):** Quarterly




# ORANGE COUNTY WATER DISTRICT

## Operations Budget to Actual Report

For the Fourth Quarter Ending June 30, 2023

### Attachment A

Budget Items	Original Budget	Revised Budget	YTD Budget	YTD Actual	Difference
<b>General Fund</b>	81,153,193	94,873,921	94,873,921	91,750,814	3,123,107 1
<b>Small Equipment</b>	276,000	281,129	281,129	267,858	13,271
<b>Debt Service</b>	42,280,257	42,280,257	42,280,257	40,169,414	2,110,843 2
<b>Replacement &amp; Refurb.</b>	19,000,955	21,672,031	21,672,031	18,445,495	3,226,536 3
<b>PFAS O&amp;M</b>	4,000,000	4,000,000	4,000,000	1,819,840	2,180,160 4
<b>Water Purchases</b>	12,294,469	28,274,569	28,274,569	24,975,627	3,298,942 5
<b>Totals</b>	<b>\$ 159,004,874</b>	<b>\$ 191,381,907</b>	<b>\$ 191,381,907</b>	<b>\$ 177,429,048</b>	<b>\$ 13,952,859</b>



- 1.) Water Production, Forebay Operations, and Hydrogeology departments were lower than the revised budget and Board Admin expenses were more than planned.
- 2.) Interest rate expense on our variable rate debt is lower than planned due to our interest rate is budgeted at 2.75% and actual average is 1.89% for this year.
- 3.) R&R projects were lower than the revised budget primarily due to 2 projects that did not complete this year. The Replacement of Reverse Osmosis piping system and the purchase of a bull-dozer.
- 4.) The PFAS O&M estimated expenses for this fiscal year were lower than budget for eight producers. Estimated expenses totaled \$1.8 million this year.
- 5.) The District purchased 16,865 acre-feet of MWD untreated full-service imported water this year and the revised annual budget is 25,000 acre-feet, or \$7 million less than planned. This reduction was offset with a \$4 million Coastal Pumping Transfer Program payment to the City of Huntington Beach. City of Huntington Beach reduced groundwater pumping in the Sunset GAP area to help reduce seawater intrusion.

# ORANGE COUNTY WATER DISTRICT

For the Fourth Quarter Ending June 30, 2023

## Attachment B

Description	Dept.	Dept.	Original	Revised	YTD Actual	YTD Variance	Variance	Revised	Department	Projected	Annualized
	Headcount	Headcount	YTD Budget	YTD Budget		(Over)/Under	%		Total Annual	Budget % of	Annualized
	Budget	Actual	A	B	C	D = B-C	E	F	G	H	I = F-H
GENERAL MANAGER'S OFFICE	2	2	2,138,452	2,509,984	2,521,488	(11,504)	0%	2,509,984	2.6%	2,521,488	(11,504)
PUBLIC AFFAIRS	8	8	2,063,438	2,073,438	2,020,696	52,742	3%	2,073,438	2.2%	2,020,696	52,742
INFORMATION SERVICES	9	9	2,783,001	2,783,001	2,827,206	(44,205)	-2%	2,783,001	2.9%	2,827,206	(44,205)
BOARD ADMINISTRATION	6	6	1,701,095	1,701,096	2,083,873	(382,777)	-23%	1,701,096	1.8%	2,083,873	(382,777)
PURCHASING	6	5	807,409	807,410	811,554	(4,144)	-1%	807,410	0.9%	811,554	(4,144)
FINANCE	13	12	2,305,485	2,305,485	2,240,828	64,657	3%	2,305,485	2.4%	2,240,828	64,657
HUMAN RESOURCES	5	5	1,044,312	1,074,311	1,046,617	27,694	3%	1,074,311	1.1%	1,046,617	27,694
SAFETY & RISK MANAGEMENT	2	2	1,657,921	1,678,865	1,810,310	(131,445)	-8%	1,678,865	1.8%	1,810,310	(131,445)
WATER QUALITY	13	13	2,266,544	2,266,544	2,339,399	(72,855)	-3%	2,266,544	2.4%	2,339,399	(72,855)
LABORATORY	33	32	6,646,036	6,927,495	6,588,138	339,357	5%	6,927,495	7.3%	6,588,138	339,357
RESEARCH & DEVELOPMENT	9	9	1,902,126	1,911,448	1,882,693	28,756	2%	1,911,448	2.0%	1,882,693	28,756
PLANNING & WATERSHED MGMT	4	3	1,654,887	1,817,967	1,686,534	131,432	7%	1,817,967	1.9%	1,686,534	131,432
LOCAL RESOURCES	1	1	340,507	340,507	371,041	(30,533)	-9%	340,507	0.4%	371,041	(30,533)
HEALTH & REGULATORY	2.5	2.5	828,839	828,839	843,637	(14,798)	-2%	828,839	0.9%	843,637	(14,798)
WATER PRODUCTION	65	63	41,070,920	52,173,761	49,954,673	2,219,088	4%	52,173,761	55.0%	49,954,673	2,219,088
FOREBAY OPERATIONS	20	19	4,564,705	6,224,705	5,689,779	534,927	9%	6,224,705	6.6%	5,689,779	534,927
PRADO	2	2	579,090	579,090	508,103	70,987	12%	579,090	0.6%	508,103	70,987
PROPERTY MANAGEMENT	1	1	313,135	379,685	334,134	45,551	12%	379,685	0.4%	334,134	45,551
ENGINEERING	8	7	875,473	875,473	976,076	(100,603)	-11%	875,473	0.9%	976,076	(100,603)
HYDROGEOLOGY	13.5	13.5	4,074,999	4,079,999	3,611,164	468,835	11%	4,079,999	4.3%	3,611,164	468,835
NATURAL RESOURCES	3.5	3.5	1,534,817	1,534,817	1,602,872	(68,055)	-4%	1,534,817	1.6%	1,602,872	(68,055)
	<u>226.5</u>	<u>218.5</u>	<u>\$ 81,153,191</u>	<u>\$ 94,873,921</u>	<u>\$ 91,750,814</u>	<u>\$ 3,123,107</u>		<u>\$ 94,873,921</u>	<u>100%</u>	<u>\$ 91,750,814</u>	<u>\$ 3,123,107</u>

1.) Board election expenses were approx \$500K more than planned that occurs every two years.

2.) Water Production increased the original budget by \$9 million to cover increases in Edison Utility electrical costs. However, actual expenses came in \$2.8 million less than the revised budget.

3.) Forebay Operations increased the original budget by \$1.6 million to cover increases in Edison Utility electrical costs. However, actual expenses came in \$300K less than the revised budget.

4.) Lower than planned expenses in professional services -engineer and special department expenses related to North and South Basin studies and analytics.

**ORANGE COUNTY WATER DISTRICT**

**General Fund ( Cost Center ) Budgets**

For the Fourth Quarter Ending June 30, 2023

**Attachment C**

	Original Budget A	Revised Budget B	YTD Budget C	YTD Actual D	Difference C - D
<b>GENERAL MANAGER'S OFFICE</b>					
ACTUAL REG WAGES	423,298	441,230	441,230	485,741	(44,511)
ACTUAL REG OT WAGES	0	0	0	489	(489)
RETIREMENT	70,479	70,479	70,479	68,552	1,927
HEALTH INSURANCE	36,682	36,682	36,682	32,535	4,147
WORKERS COMP	2,582	2,582	2,582	2,284	298
PAYROLL TAXES	9,087	9,087	9,087	7,058	2,029
MEMBERSHIP	401,075	426,075	426,075	485,475	(59,400)
SUBSCRIPTIONS	800	800	800	726	74
SPECIAL DEPARTMENT EXPENSE	32,500	32,500	32,500	56,600	(24,100)
TECH TRAINING	250	250	250	0	250
EXPENSE CONTRA	0	0	0	(1,457)	1,457
TRVL/MILEAGE/CONFERNC	17,300	17,300	17,300	12,753	4,547
OFF EXP-GENERAL	4,500	4,500	4,500	4,514	(14)
LOGO SHIRTS	300	300	300	0	300
PRF SRVCS-GEN	149,500	150,000	150,000	128,790	21,210
PRF SRVCS-LEGAL	300,000	300,000	300,000	230,949	69,051
INTER-AGENCY AGREEMENT	690,000	1,018,100	1,018,100	1,006,478	11,622
MAINT EQ-GEN	100	100	100	0	100
	<b>\$ 2,138,452</b>	<b>\$ 2,509,984</b>	<b>\$ 2,509,984</b>	<b>\$ 2,521,488</b>	<b>\$ (11,504)</b>

**ORANGE COUNTY WATER DISTRICT**

**General Fund ( Cost Center ) Budgets**

For the Fourth Quarter Ending June 30, 2023

**Attachment C**

	Original Budget A	Revised Budget B	YTD Budget C	YTD Actual D	Difference C - D
<b>PUBLIC AFFAIRS</b>					
ACTUAL REG WAGES	988,453	988,453	988,453	922,339	66,114
RETIREMENT	161,332	161,332	161,332	157,354	3,977
HEALTH INSURANCE	139,333	139,333	139,333	123,207	16,126
WORKERS COMP	6,030	6,030	6,030	4,416	1,614
PAYROLL TAXES	15,542	15,542	15,542	14,278	1,263
MEMBERSHIP	1,400	1,400	1,400	1,238	163
SPECIAL DEPT EXPENSE	100,000	146,000	146,000	107,929	38,071
CHILDREN WTR FESTIVAL	245,000	245,000	245,000	239,215	5,785
CHILDREN WTR FESTIVAL-REIMBURSEMENT	(70,000)	(70,000)	(70,000)	(56,653)	(13,347)
SPECIAL DEPT EXPENSE-O.C. WTR SUMMIT	96,000	96,000	96,000	37,582	58,417
O.C. WTR SUMMIT-MWDOC COST SHARE	(6,000)	(6,000)	(6,000)	0	(6,000)
O.C. WTR SUMMIT-SPONSER REIMBURSEMENT	(87,000)	(87,000)	(87,000)	(5,000)	(82,000)
TECH TRAINING	1,000	1,000	1,000	1,215	(215)
MISC. EXPENSES	2,000	2,000	2,000	1,560	440
TRVL/MILEAGE/CONFERNC	22,750	22,750	22,750	28,950	(6,200)
PUB INFO TOUR	37,000	19,500	19,500	22,004	(2,504)
OFF EXP-GENERAL	43,000	32,000	32,000	34,288	(2,288)
PRF SRVCS-GEN	305,100	297,600	297,600	356,008	(58,409)
INTR-AGNCY AGRMNT-GWRS COST SHR	62,500	62,500	62,500	30,767	31,733
	\$ 2,063,438	\$ 2,073,438	\$ 2,073,438	\$ 2,020,696	\$ 52,742

**ORANGE COUNTY WATER DISTRICT**

**General Fund ( Cost Center ) Budgets**

For the Fourth Quarter Ending June 30, 2023

Attachment C

	Original Budget A	Revised Budget B	YTD Budget C	YTD Actual D	Difference C - D
<b>INFORMATION SERVICES</b>					
ACTUAL REG WAGES	1,308,369	1,308,369	1,308,369	1,387,053	(78,684)
ACTUAL REG OT WAGES	0	0	0	1,213	(1,213)
RETIREMENT	217,843	217,843	217,843	245,480	(27,637)
HEALTH INSURANCE	179,986	179,986	179,986	171,116	8,870
WORKERS COMP	7,981	7,981	7,981	6,647	1,334
PAYROLL TAXES	18,972	18,972	18,972	19,834	(862)
MEMBERSHIP	500	500	500	1,170	(670)
TECH TRAINING	14,500	4,500	4,500	5,681	(1,181)
TRVL/MILEAGE/CONFERNC	3,000	3,000	3,000	2,464	536
OFF EXP-GENERAL	2,000	2,000	2,000	5,788	(3,788)
HARDWARE/SOFTWARE	357,850	417,850	417,850	407,579	10,271
VOICE COMM	239,000	239,000	239,000	248,868	(9,868)
PRO SERVICE - GEN	35,000	10,000	10,000	4,896	5,104
MAINT EQ-GEN	398,000	373,000	373,000	319,418	53,583
	\$ 2,783,001	\$ 2,783,001	\$ 2,783,001	\$ 2,827,206	\$ (44,205)

	Original Budget A	Revised Budget B	YTD Budget C	YTD Actual D	Difference C - D
<b>BOARD ADMINISTRATION</b>					
ACTUAL REG WAGES	563,669	563,669	563,669	569,144	(5,475)
ACTUAL REG OT WAGES	0	0	0	96	(96)
DIRECTOR FEES	359,100	359,100	359,100	314,189	44,911
RETIREMENT	153,641	153,641	153,641	165,097	(11,456)
HEALTH INSURANCE	301,737	301,737	301,737	247,822	53,915
WORKERS COMP	5,629	5,629	5,629	4,033	1,596
PAYROLL TAXES	13,381	13,381	13,381	12,279	1,102
LEGAL ADVERTISING	5,000	5,000	5,000	6,184	(1,184)
ELECTION	133,000	133,000	133,000	611,158	(478,158)
MEMBERSHIP	440	440	440	906	(466)
SPECIAL DEPT EXPENSE	48,000	48,000	48,000	44,467	3,533
TECH TRAINING	300	300	300	0	300
TRVL/MILEAGE/CONFERNC	35,000	35,000	35,000	22,844	12,156
OFF EXP-GENERAL	41,200	41,200	41,200	74,281	(33,081)
RENT EQUIPMENT - GEN	41,000	41,000	41,000	11,374	29,626
	\$ 1,701,096	\$ 1,701,096	\$ 1,701,096	\$ 2,083,873	\$ (382,777)

1.) More than planned election expenses that occur every 2 years.

**ORANGE COUNTY WATER DISTRICT****General Fund ( Cost Center ) Budgets**

For the Fourth Quarter Ending June 30, 2023

**Attachment C**

	Original Budget A	Revised Budget B	YTD Budget C	YTD Actual D	Difference C - D
<b>PURCHASING</b>					
ACTUAL REG WAGES	551,373	551,373	551,373	560,125	(8,752)
RETIREMENT	91,804	91,804	91,804	96,902	(5,099)
HEALTH INSURANCE	99,389	99,389	99,389	91,241	8,148
WORKERS COMP	6,359	6,359	6,359	5,299	1,060
PAYROLL TAXES	7,995	7,995	7,995	6,731	1,264
MEMBERSHIP	390	390	390	0	390
TECH TRAINING	500	500	500	0	500
OFF EXP-GENERAL	16,000	16,000	16,000	11,479	4,521
GAS & DIESEL	250	250	250	402	(152)
LOGO SHIRTS	350	350	350	239	111
SMALL TOOLS	4,000	4,000	4,000	76	3,924
INVENTORY ITEM ADJ	0	0	0	(7,964)	7,964
INVENTORY COST ADJ	0	0	0	3,140	(3,140)
INVENTORY FREIGHT	25,000	25,000	25,000	39,484	(14,484)
MAIN-S&I-GEN	4,000	4,000	4,000	4,400	(400)
	\$ 807,410	\$ 807,410	\$ 807,410	\$ 811,554	\$ (4,144)

**ORANGE COUNTY WATER DISTRICT**

**General Fund ( Cost Center ) Budgets**

For the Fourth Quarter Ending June 30, 2023

**Attachment C**

	Original Budget A	Revised Budget B	YTD Budget C	YTD Actual D	Difference C - D
<b>FINANCE</b>					
ACTUAL REG WAGES	1,590,324	1,583,924	1,583,924	1,634,192	(50,268)
RETIREMENT	257,863	257,863	257,863	285,092	(27,229)
HEALTH INSURANCE	249,085	249,085	249,085	214,213	34,872
WORKERS COMP	9,774	9,774	9,774	7,924	1,850
PAYROLL TAXES	25,639	25,639	25,639	25,828	(189)
MEMBERSHIP	3,400	3,400	3,400	2,983	417
SUBSCRIPTIONS	500	500	500	79	421
TECH TRAINING	14,000	13,400	13,400	1,750	11,650
TRAVEL	0	0	0	235	(235)
OFF EXP-GENERAL	19,900	19,900	19,900	14,715	5,185
GAS & DIESEL	5,200	7,300	7,300	7,565	(265)
UNIFORM & SAFETY	200	200	200	319	(118)
PRF SRVCS-GEN	176,600	181,500	181,500	122,980	58,520
PURCHASE DISCOUNTS	(60,000)	(60,000)	(60,000)	(67,894)	7,894
REBATES-PURCHASING CARD	(35,000)	(35,000)	(35,000)	(16,483)	(18,518)
BANK CHRGS	48,000	48,000	48,000	7,331	40,669
	\$ 2,305,485	\$ 2,305,485	\$ 2,305,485	\$ 2,240,828	\$ 64,657

**ORANGE COUNTY WATER DISTRICT**

**General Fund ( Cost Center ) Budgets**

For the Fourth Quarter Ending June 30, 2023

**Attachment C**

	Original Budget A	Revised Budget B	YTD Budget C	YTD Actual D	Difference C - D
<b>HUMAN RESOURCES</b>					
ACTUAL REG WAGES	582,779	582,779	582,779	594,691	(11,912)
ACTUAL REG OT WAGES	0	0	0	54	(54)
RETIREMENT	97,032	97,032	97,032	104,861	(7,829)
HEALTH INSURANCE	100,766	100,766	100,766	97,861	2,905
HEALTH INS. - RETIREE PREMIUMS	5,500	5,500	5,500	4,783	717
WORKERS COMP	3,555	3,555	3,555	2,821	734
TUITION REIMBURSEMENT	32,000	32,000	32,000	25,727	6,273
PAYROLL TAXES	8,451	8,451	8,451	8,421	30
MEMBERSHIP	680	680	680	989	(309)
SUBSCRIPTIONS	750	750	750	678	72
SPECIAL DEPT EXPENSE	37,500	63,500	63,500	19,182	44,318
TECH TRAINING	10,000	9,000	9,000	7,801	1,199
TRVL/MILEAGE/CONFERNC	3,300	4,300	4,300	2,696	1,604
OFF EXP-GENERAL	37,150	41,150	41,150	35,357	5,793
PRF SRVCS-GEN	74,850	74,850	74,850	83,796	(8,947)
TEMP WORKERS	50,000	50,000	50,000	56,899	(6,900)
	\$ 1,044,311	\$ 1,074,311	\$ 1,074,311	\$ 1,046,617	\$ 27,694

	Original Budget A	Revised Budget B	YTD Budget C	YTD Actual D	Difference C - D
<b>SAFETY &amp; RISK MANAGEMENT</b>					
ACTUAL REG WAGES	319,718	319,718	319,718	297,952	21,765
RETIREMENT	47,822	47,822	47,822	48,702	(880)
HEALTH INSURANCE	48,282	48,282	48,282	43,275	5,007
WORKERS COMP	2,324	2,324	2,324	1,814	510
PAYROLL TAXES	6,651	6,651	6,651	5,361	1,290
MEMBERSHIP	575	575	575	605	(30)
SUBSCRIPTION	9,700	9,700	9,700	8,116	1,584
SPECIAL DEPT EXPENSE	5,000	5,000	5,000	1,627	3,373
TECH TRAINING	37,000	37,000	37,000	21,319	15,681
SECURITY PROGRAM	467,300	488,244	488,244	482,179	6,065
TRVL/MILEAGE/CONFERNC	3,350	3,350	3,350	2,284	1,066
OFF EXP-GENERAL	4,100	4,100	4,100	3,694	406
UNIFORM & SAFETY	30,500	30,500	30,500	28,197	2,303
SAFETY SUPPLIES	8,000	8,000	8,000	5,345	2,655
INSURANCE	630,500	630,500	630,500	834,882	(204,382)
CLAIMS	6,000	6,000	6,000	1,721	4,279
PRF SRVCS-GEN	29,600	29,600	29,600	21,735	7,865
MAINT EQ-GEN	1,500	1,500	1,500	1,502	(2)
	\$ 1,657,921	\$ 1,678,865	\$ 1,678,865	\$ 1,810,310	\$ (131,445)



**ORANGE COUNTY WATER DISTRICT**

**General Fund ( Cost Center ) Budgets**

For the Fourth Quarter Ending June 30, 2023

**Attachment C**

	<b>Original Budget A</b>	<b>Revised Budget B</b>	<b>YTD Budget C</b>	<b>YTD Actual D</b>	<b>Difference C - D</b>
<b>WATER QUALITY</b>					
ACTUAL REG WAGES	1,422,506	1,422,506	1,422,506	1,492,991	(70,485)
ACTUAL REG OT WAGES	20,009	20,009	20,009	2,394	17,615
RETIREMENT	236,499	236,499	236,499	265,500	(29,001)
HEALTH INSURANCE	217,576	217,576	217,576	196,020	21,556
WORKERS COMP	33,868	33,868	33,868	25,403	8,465
PAYROLL TAXES	22,286	22,286	22,286	22,118	168
SPECIAL DEPT EXPENSE	12,000	12,000	12,000	8,095	3,905
TECH TRAINING	3,000	3,000	3,000	1,480	1,520
TRVL/MILEAGE/CONFERNC	1,300	1,300	1,300	1,686	(386)
OFF EXP-GENERAL	15,500	10,000	10,000	59,205	(49,204)
GAS & DIESEL	18,000	23,000	23,000	22,802	198
UNIFORM & SAFETY	2,000	2,000	2,000	2,144	(144)
SMALL TOOLS	50,000	34,975	34,975	34,044	931
LAB SUPPLIES	6,500	6,500	6,500	11,179	(4,679)
LAB SAMPLE ANALYSIS	165,000	196,025	196,025	178,146	17,879
PRF SRVCS-GEN	6,500	3,000	3,000	4,733	(1,732)
MAINT EQ-GEN	34,000	22,000	22,000	11,459	10,541
	<b>\$ 2,266,544</b>	<b>\$ 2,266,544</b>	<b>\$ 2,266,544</b>	<b>\$ 2,339,399</b>	<b>\$ (72,855)</b>

**ORANGE COUNTY WATER DISTRICT**

**General Fund ( Cost Center ) Budgets**

For the Fourth Quarter Ending June 30, 2023

**Attachment C**

	Original Budget A	Revised Budget B	YTD Budget C	YTD Actual D	Difference C - D
<b>LABORATORY</b>					
ACTUAL REG WAGES	3,668,535	3,668,535	3,668,535	3,533,377	135,157
ACTUAL REG OT WAGES	81,597	81,597	81,597	19,890	61,707
RETIREMENT	604,051	604,051	604,051	600,176	3,875
HEALTH INSURANCE	612,770	612,770	612,770	542,225	70,545
WORKERS COMP	43,933	43,933	43,933	33,457	10,476
PAYROLL TAXES	61,954	61,954	61,954	52,742	9,212
SPECIAL DEPARTMENT EXP	0	35,300	35,300	0	35,300
SUBSCRIPTIONS	19,200	19,200	19,200	16,962	2,238
SPECIAL DEPT EXPENSE	55,000	55,000	55,000	65,878	(10,878)
TECH TRAINING	5,000	4,700	4,700	3,216	1,484
TRVL/MILEAGE/CONFERNC	12,000	12,000	12,000	6,702	5,298
OFF EXP-GENERAL	26,000	26,000	26,000	21,406	4,594
UNIFORM & SAFETY	7,000	7,000	7,000	5,630	1,370
SMALL TOOLS	3,500	3,500	3,500	691	2,809
LAB SUPPLIES	899,997	1,174,997	1,174,997	1,131,506	43,491
LAB SAMPLE ANALYSIS	2,000	2,000	2,000	1,031	969
MAINT EQ-GEN	543,500	514,960	514,960	553,250	(38,290)
	<b>\$ 6,646,036</b>	<b>\$ 6,927,495</b>	<b>\$ 6,927,495</b>	<b>\$ 6,588,138</b>	<b>\$ 339,357</b>

**ORANGE COUNTY WATER DISTRICT**

**General Fund ( Cost Center ) Budgets**

For the Fourth Quarter Ending June 30, 2023

**Attachment C**

	Original Budget A	Revised Budget B	YTD Budget C	YTD Actual D	Difference C - D
<b>RESEARCH &amp; DEVELOPMENT</b>					
ACTUAL REG WAGES	1,221,156	1,221,156	1,221,156	1,170,364	50,792
ACTUAL REG OT WAGES	0	0	0	106	(106)
RETIREMENT	184,923	184,923	184,923	198,253	(13,330)
HEALTH INSURANCE	151,095	151,095	151,095	126,331	24,764
WORKERS COMP	15,480	15,480	15,480	11,927	3,554
PAYROLL TAXES	24,557	24,557	24,557	18,791	5,765
MEMBERSHIP	51,465	1,865	1,865	1,018	847
SPECIAL DEPT EXPENSE	1,000	5,000	5,000	4,605	395
TRVL/MILEAGE/CONFERNC	17,800	17,800	17,800	23,471	(5,672)
OFF EXP-GENERAL	6,500	7,500	7,500	8,483	(983)
GAS & DIESEL	1,000	1,000	1,000	873	127
LAB SUPPLIES	57,000	76,000	76,000	70,086	5,914
LAB SAMPLE ANALYSIS	43,000	37,000	37,000	27,145	9,855
RENT EQP-GEN	3,400	3,400	3,400	2,800	600
PRF SRVCS-GEN	98,200	139,522	139,522	196,495	(56,973)
MAINT EQ-GEN	24,050	23,650	23,650	21,479	2,170
MAINT S&I-GEN	1,500	1,500	1,500	464	1,036
	<b>\$ 1,902,126</b>	<b>\$ 1,911,448</b>	<b>\$ 1,911,448</b>	<b>\$ 1,882,693</b>	<b>\$ 28,756</b>

**ORANGE COUNTY WATER DISTRICT**

**General Fund ( Cost Center ) Budgets**

**For the Fourth Quarter Ending June 30, 2023**

**Attachment C**

	Original Budget A	Revised Budget B	YTD Budget C	YTD Actual D	Difference C - D
<b>PLANNING &amp; WATERSHED MGMT</b>					
ACTUAL REG WAGES	731,862	731,862	731,862	683,611	48,251
RETIREMENT	118,176	118,176	118,176	120,304	(2,128)
HEALTH INSURANCE	79,653	79,653	79,653	68,569	11,084
WORKERS COMP	4,464	4,464	4,464	3,192	1,272
PAYROLL TAXES	11,982	11,982	11,982	9,842	2,140
MEMBERSHIP	400	400	400	820	(420)
SPECIAL DEPT EXPENSE	102,000	116,580	116,580	104,222	12,358
TRVL/MILEAGE/CONFERN	7,900	7,900	7,900	13,680	(5,780)
OFF EXP-GENERAL	250	3,250	3,250	2,105	1,145
GAS & DIESEL	0	0	0	476	(476)
UNIFORM & SAFETY	200	200	200	207	(7)
PRF SERVCS-GEN	598,000	743,500	743,500	679,506	63,994
	\$ 1,654,887	\$ 1,817,967	\$ 1,817,967	\$ 1,686,534	\$ 131,432

**ORANGE COUNTY WATER DISTRICT**

**General Fund ( Cost Center ) Budgets**

For the Fourth Quarter Ending June 30, 2023

**Attachment C**

	Original Budget A	Revised Budget B	YTD Budget C	YTD Actual D	Difference C - D
<b>LOCAL RESOURCES</b>					
ACTUAL REG WAGES	242,736	242,736	242,736	286,772	(44,036)
RETIREMENT	40,416	40,416	40,416	48,401	(7,985)
HEALTH INSURANCE	29,104	29,104	29,104	30,452	(1,348)
WORKERS COMP	1,481	1,481	1,481	1,271	211
PAYROLL TAXES	3,520	3,520	3,520	4,032	(512)
MEMBERSHIP	200	200	200	0	200
TRVL/MILEAGE/CONFERNC	1,950	1,950	1,950	0	1,950
OFF EXP-GENERAL	1,100	1,100	1,100	113	987
PRF SERVCS-GEN	20,000	20,000	20,000	0	20,000
	<b>\$ 340,507</b>	<b>\$ 340,507</b>	<b>\$ 340,507</b>	<b>\$ 371,041</b>	<b>\$ (30,533)</b>

	Original Budget A	Revised Budget B	YTD Budget C	YTD Actual D	Difference C - D
<b>HEALTH &amp; REGULATORY</b>					
ACTUAL REG WAGES	371,215	371,215	371,215	450,963	(79,748)
RETIREMENT	61,808	61,808	61,808	80,508	(18,700)
HEALTH INSURANCE	66,269	66,269	66,269	59,238	7,030
WORKERS COMP	2,264	2,264	2,264	2,105	159
PAYROLL TAXES	5,383	5,383	5,383	6,397	(1,014)
MEMBERSHIP	1,000	1,000	1,000	892	108
SUBSCRIPTION	400	400	400	0	400
SPECIAL DEPT EXPENSE	122,000	122,000	122,000	101,714	20,286
TRVL/MILEAGE/CONFERNC	8,000	8,000	8,000	9,952	(1,952)
OFF EXP-GENERAL	3,500	3,500	3,500	278	3,222
PRF SRVCS-GEN	187,000	187,000	187,000	131,590	55,410
	<b>\$ 828,839</b>	<b>\$ 828,839</b>	<b>\$ 828,839</b>	<b>\$ 843,637</b>	<b>\$ (14,798)</b>

**ORANGE COUNTY WATER DISTRICT**

**General Fund ( Cost Center ) Budgets**

For the Fourth Quarter Ending June 30, 2023

**Attachment C**

	Original Budget A	Revised Budget B	YTD Budget C	YTD Actual D	Difference C - D
<b>WATER PRODUCTION</b>					
ACTUAL REG WAGES	7,381,816	7,381,816	7,381,816	7,428,020	(46,204)
ACTUAL REG OT WAGES	392,905	392,905	392,905	557,608	(164,703)
RETIREMENT	1,246,003	1,246,003	1,246,003	1,369,712	(123,709)
HEALTH INSURANCE	1,350,792	1,350,792	1,350,792	1,234,772	116,020
WORKERS COMP	214,332	214,332	214,332	184,978	29,353
PAYROLL TAXES	130,786	130,786	130,786	109,082	21,704
MEMBERSHIP	13,265	13,265	13,265	7,831	5,434
SPECIAL DEPT EXPENSE	32,200	32,200	32,200	30,587	1,613
TECH TRAINING	34,650	34,650	34,650	3,660	30,990
TRVL/MILEAGE/CONFERNC	7,400	7,400	7,400	20,656	(13,256)
OFF EXP-GENERAL	21,000	21,000	21,000	21,774	(774)
HARDWARE/SOFTWARE	90,600	190,980	190,980	76,542	114,438
GAS & DIESEL	26,000	36,000	36,000	38,727	(2,727)
UNIFORM & SAFETY	45,000	45,000	45,000	41,772	3,228
CARTRIDGE FILTERS	45,000	45,000	45,000	40,816	4,184
SMALL TOOLS	37,000	37,000	37,000	25,465	11,535
SAFETY SUPPLIES	36,400	36,400	36,400	10,911	25,489
LAB SUPPLIES	29,000	29,000	29,000	17,401	11,599
LAB SAMPLE ANALYSIS	5,000	5,000	5,000	1,725	3,275
RENT EQP-GEN	5,000	5,000	5,000	0	5,000
PRF SRVCS - GEN	185,000	185,000	185,000	73,291	111,709
CHEM-CHLORINE	4,272,000	5,346,090	5,346,090	5,417,800	(71,710)
CHEM-PLYMR	97,000	97,000	97,000	65,129	31,871
CHEM-SLFRC ACID	511,500	640,104	640,104	507,125	132,979
CHEM-ANTISCALENT	1,200,000	1,200,000	1,200,000	1,329,912	(129,912)
CHEM-MF CLN CHEM	1,944,000	2,432,771	2,432,771	2,430,736	2,036
CHEM - GWRS RO CLEANING	501,000	626,964	626,964	316,750	310,215
CHEM-ALUM	10,000	16,000	16,000	16,069	(69)
CHEM-PST TREATMT HYDRATED LIME	905,000	905,000	905,000	1,386,447	(481,447)
CHEM-HYDROGEN PEROXIDE UV	400,000	500,570	500,570	453,430	47,140
CHEM-SODIUM BISULFITE	7,000	7,000	7,000	6,577	423

**ORANGE COUNTY WATER DISTRICT**

**General Fund ( Cost Center ) Budgets**

For the Fourth Quarter Ending June 30, 2023

**Attachment C**

	Original Budget B	Revised Budget B	YTD Budget C	YTD Actual D	Difference C - D
CHEM - ANHYDROUS AMMONIA(TAX)	2,500	2,500	2,500	0	2,500
UTIL-ELEC	296,000	296,000	296,000	475,740	(179,740)
UTIL-POWER	16,524,401	25,600,000	25,600,000	22,832,921	2,767,079 1
UTIL-POWER-DEMAND CREDIT	(900,000)	(900,000)	(900,000)	(1,003,938)	103,938
UTIL-GAS	53,000	53,000	53,000	131,880	(78,881)
UTIL-WATER	60,000	60,000	60,000	112,047	(52,047)
LADPW CURRENT EXP	1,200,000	1,200,000	1,200,000	1,076,953	123,047
MAINT-SUPPLS&MATRL-ELECTRICL	48,700	48,700	48,700	50,890	(2,190)
MAINT - SUPPLS&MATERIAL	261,950	278,950	278,950	298,104	(19,154)
MAINT EQ-COMM	3,000	3,000	3,000	0	3,000
MAINT EQ-CARTS	15,500	33,500	33,500	24,584	8,916
MAINT EQ-VEH	47,000	47,000	47,000	39,576	7,424
MAINT EQ-HEAVY	4,000	7,000	7,000	5,004	1,996
MAINT S&I-OUTSIDE SVC	797,600	806,462	806,462	939,215	(132,753)
MAINT S&I-RECARB	0	0	0	1,550	(1,550)
MAINT S&I-MICROFILTRATION	181,000	181,000	181,000	166,761	14,239
MAINT S&I-REV OSMOS	240,000	240,000	240,000	248,520	(8,520)
MAINT S&I-GAP	77,500	77,500	77,500	82,333	(4,833)
MAINT S&I- INJECT	206,120	147,120	147,120	60,261	86,859
MAINT S&I-UV	667,000	667,000	667,000	1,107,559	(440,559)
MAINT-INFLNT PMP STN	4,000	4,000	4,000	1,830	2,170
MAINT-SNT ANA RES	5,000	5,000	5,000	945	4,055
MAIN-S&I-SCREENINGS	15,000	20,000	20,000	25,639	(5,639)
MAIN-S&I-LIME SYSTEM	51,500	51,500	51,500	26,406	25,094
MAIN-S&I-PRODUCT WATR PUMP STN	33,500	33,500	33,500	24,589	8,911
	<b>\$ 41,070,920</b>	<b>\$ 52,173,761</b>	<b>\$ 52,173,761</b>	<b>\$ 49,954,673</b>	<b>\$ 2,219,088</b>

1.) Lower expense than the revised budget for utility electrical costs with Edison.

**ORANGE COUNTY WATER DISTRICT**

**General Fund ( Cost Center ) Budgets**

For the Fourth Quarter Ending June 30, 2023

**Attachment C**

	Original Budget A	Revised Budget B	YTD Budget C	YTD Actual D	Difference C - D
<b>FOREBAY OPERATIONS</b>					
ACTUAL REG WAGES	2,107,383	2,054,183	2,054,183	1,985,214	68,969
ACTUAL REG OT WAGES	157,834	157,834	157,834	91,142	66,692
RETIREMENT	377,159	377,159	377,159	363,743	13,416
HEALTH INSURANCE	427,991	427,991	427,991	396,474	31,517
WORKERS COMP	66,755	66,755	66,755	48,777	17,978
PAYROLL TAXES	32,843	32,843	32,843	30,667	2,176
MEMBERSHIP	1,690	1,690	1,690	1,214	476
SPECIAL DEPT EXPENSE	9,200	9,200	9,200	5,341	3,859
TECH TRAINING	7,950	7,950	7,950	4,796	3,154
TRAVEL - REGSTR & OTHER	0	0	0	130	(130)
OFF EXP-GENERAL	9,650	9,650	9,650	10,578	(928)
HARDWARE/SOFTWARE	50,000	50,000	50,000	62,137	(12,137)
GAS & DIESEL	39,000	49,700	49,700	54,787	(5,087)
FUEL - OFF ROAD	83,000	99,400	99,400	93,702	5,698
UNIFORM & SAFETY	10,500	10,500	10,500	14,967	(4,467)
SMALL TOOLS	8,000	8,000	8,000	5,622	2,378
SAFETY SUPPLIES	7,000	7,000	7,000	3,751	3,249
RENT EQP-GEN	1,500	1,500	1,500	1,313	187
RENT EQP-HEAVY	12,000	17,500	17,500	18,663	(1,163)
PRO SERVICE-GEN	40,000	37,900	37,900	25,518	12,382
TEMP LABOR	20,000	73,200	73,200	77,732	(4,532)
CHEM-PESTI	4,000	4,000	4,000	4,013	(13)
UTIL-ELEC	420,000	2,055,000	2,055,000	1,753,694	301,306
UTIL-WATER	37,000	31,500	31,500	31,452	48
MAINT-SUPPLIES&MATERIAL-ELECTR	15,200	26,400	26,400	34,871	(8,471)
MAINT EQ-COMM	4,000	500	500	135	365
MAINT EQ-VEH	30,500	41,900	41,900	45,122	(3,222)
MAINT EQ-HEAVY	110,000	107,000	107,000	96,168	10,832
MAINT S&I-GEN	413,000	413,000	413,000	384,040	28,960
MAINTENANCE	56,550	42,450	42,450	44,019	(1,569)
RECHGE SYS.&PIPELINE CATHODIC	5,000	3,000	3,000	0	3,000
	\$ 4,564,705	\$ 6,224,705	\$ 6,224,705	\$ 5,689,779	\$ 534,927

1.) Lower expense than the revised budget for utility electrical costs with Edison.



**ORANGE COUNTY WATER DISTRICT**

**General Fund ( Cost Center ) Budgets**

For the Fourth Quarter Ending June 30, 2023

**Attachment C**

	Original Budget A	Revised Budget B	YTD Budget C	YTD Actual D	Difference C - D
<b>PRADO</b>					
ACTUAL REG WAGES	231,950	231,950	231,950	199,844	32,106
ACTUAL REG OT WAGES	23,744	23,744	23,744	14,540	9,204
RETIREMENT	42,573	42,573	42,573	36,391	6,182
HEALTH INSURANCE	42,205	42,205	42,205	36,641	5,564
WORKERS COMP	7,411	7,411	7,411	5,615	1,796
PAYROLL TAXES	3,707	3,707	3,707	3,082	625
TECH TRAINING	250	250	250	0	250
MISC EXPENSE	500	0	0	933	(933)
OFF EXP-GENERAL	1,500	1,500	1,500	963	537
GAS & DIESEL	6,000	4,130	4,130	4,526	(396)
FUEL - OFF ROAD	45,000	61,920	61,920	72,027	(10,107)
UNIFORM & SAFETY	4,000	4,000	4,000	2,784	1,216
SMALL TOOLS	1,000	1,000	1,000	709	291
SAFETY SUPPLIES	500	0	0	0	0
RENT EQP-GEN	500	0	0	0	0
RENT EQP-HEAVY	50,000	44,500	44,500	39,953	4,547
TEMP LABOR	5,000	950	950	0	950
CHEM-FLOC	500	500	500	0	500
UTIL-ELEC	8,000	8,000	8,000	10,902	(2,902)
MAINT EQ-GEN	1,500	1,500	1,500	96	1,404
MAINT EQ-VEH	5,000	5,000	5,000	3,252	1,748
MAINT EQ-HEAVY	20,000	50,000	50,000	49,656	344
MAINT S&I-GEN	78,250	44,250	44,250	26,191	18,059
	\$ 579,090	\$ 579,090	\$ 579,090	\$ 508,103	\$ 70,987

**ORANGE COUNTY WATER DISTRICT**

**General Fund ( Cost Center ) Budgets**

For the Fourth Quarter Ending June 30, 2023

**Attachment C**

	Original Budget A	Revised Budget B	YTD Budget C	YTD Actual D	Difference C - D
<b>PROPERTY MANAGEMENT</b>					
ACTUAL REG WAGES	107,868	107,868	107,868	120,157	(12,289)
RETIREMENT	17,960	17,960	17,960	19,845	(1,885)
HEALTH INSURANCE	14,179	14,179	14,179	14,177	2
WORKERS COMP	658	658	658	595	63
PAYROLL TAXES	1,564	1,564	1,564	1,745	(181)
SPECIAL DEPT EXPENSE	200	200	200	322	(121)
LICENSES & PERMITS	93,155	93,155	93,155	90,381	2,774
OFF EXP-GENERAL	500	500	500	0	500
GAS & DIESEL	250	250	250	0	250
PRF SRVCS-GEN	3,000	69,550	69,550	12,740	56,810
TAXES & ASSESSMENTS	73,301	73,301	73,301	74,172	(871)
MAINT S&I-GEN	500	500	500	0	500
	\$ 313,135	\$ 379,685	\$ 379,685	\$ 334,134	\$ 45,551

	Original Budget A	Revised Budget B	YTD Budget C	YTD Actual D	Difference C - D
<b>ENGINEERING</b>					
ACTUAL REG WAGES	1,261,890	1,261,890	1,261,890	1,187,060	74,830
CAPITALIZED SALARIES	(634,582)	(634,582)	(634,582)	(469,067)	(165,515)
RETIREMENT	206,858	206,858	206,858	195,659	11,199
HEALTH INSURANCE	181,382	181,382	181,382	150,312	31,070
WORKERS COMP	9,194	9,194	9,194	11,812	(2,618)
PAYROLL TAXES	19,506	19,506	19,506	18,973	533
CAPITALIZED BENEFITS	(212,176)	(212,176)	(212,176)	(157,359)	(54,817)
MEMBERSHIP	1,000	1,000	1,000	540	460
SUBSCRIPTIONS	6,800	6,800	6,800	3,865	2,935
TECH TRAINING	2,000	2,000	2,000	0	2,000
TRVL/MILEAGE/CONFERNC	2,500	2,500	2,500	5,869	(3,369)
OFF EXP-GENERAL	6,900	6,900	6,900	2,572	4,328
GAS & DIESEL	3,500	3,500	3,500	1,251	2,249
LOGO SHIRTS	700	700	700	733	(33)
PRF SRVCS-ENG	20,000	20,000	20,000	23,855	(3,855)
	\$ 875,473	\$ 875,473	\$ 875,473	\$ 976,076	\$ (100,603)

**ORANGE COUNTY WATER DISTRICT**

**General Fund ( Cost Center ) Budgets**

For the Fourth Quarter Ending June 30, 2023

**Attachment C**

	Original Budget A	Revised Budget B	YTD Budget C	YTD Actual D	Difference C - D
<b>HYDROGEOLOGY</b>					
ACTUAL REG WAGES	1,903,799	1,903,799	1,903,799	1,950,293	(46,494)
ACTUAL REG OT WAGES	11,813	11,813	11,813	813	11,000
CAPITALIZED SALARIES	(84,692)	(84,692)	(84,692)	(24,621)	(60,071)
RETIREMENT	308,343	308,343	308,343	337,643	(29,300)
HEALTH INSURANCE	254,287	254,287	254,287	230,329	23,958
WORKERS COMP	23,801	23,801	23,801	19,502	4,299
PAYROLL TAXES	31,726	31,726	31,726	29,100	2,626
CAPITALIZED BENEFITS	(31,478)	(31,478)	(31,478)	(8,055)	(23,424)
MEMBERSHIP	1,500	1,500	1,500	695	805
SPECIAL DEPT EXPENSE	330,000	330,000	330,000	125,616	204,384 <sup>1</sup>
TECH TRAINING	8,000	8,000	8,000	6,075	1,925
TRVL/MILEAGE/CONFERNC	6,000	6,000	6,000	5,103	897
OFF EXP-GENERAL	9,500	9,300	9,300	10,729	(1,429)
GAS & DIESEL	8,000	8,000	8,000	9,341	(1,341)
UNIFORM & SAFETY	200	200	200	113	87
LOGO SHIRTS	100	100	100	0	100
SMALL TOOLS	5,000	7,200	7,200	6,926	274
LAB SUPPLIES	100	300	300	333	(33)
PRF SRVCS-LEGAL	580,000	580,000	580,000	560,149	19,851
PRF SRVCS-ENG	680,000	685,000	685,000	330,903	354,097 <sup>2</sup>
MAINT EQ-GEN	17,000	17,000	17,000	15,571	1,429
MAINT S&I-GEN	12,000	9,800	9,800	4,605	5,195
<b>DEPARTMENT GRAND TOTAL</b>	<b>\$ 4,074,999</b>	<b>\$ 4,079,999</b>	<b>\$ 4,079,999</b>	<b>\$ 3,611,164</b>	<b>\$ 468,835</b>

1.) Lower expenses than budget related to North and South basin RI/FI studies.

2.) Lower expenses than budget related to North and South basin professional engineers studies and analytics.

**ORANGE COUNTY WATER DISTRICT**

**General Fund ( Cost Center ) Budgets**

For the Fourth Quarter Ending June 30, 2023

**Attachment C**

	Original Budget A	Revised Budget B	YTD Budget C	YTD Actual D	Difference C - D
<b>NATURAL RESOURCES</b>					
ACTUAL REG WAGES	647,812	647,812	647,812	599,031	48,780
ACTUAL REG OT WAGES	0	0	0	228	(228)
RETIREMENT	100,935	100,935	100,935	94,722	6,213
HEALTH INSURANCE	110,134	110,134	110,134	88,332	21,802
WORKERS COMP	15,213	15,213	15,213	10,372	4,841
PAYROLL TAXES	11,973	11,973	11,973	10,945	1,028
MEMBERSHIP	0	0	0	120	(120)
SUBSCRIPTIONS	750	750	750	268	482
SPECIAL DEPT EXPENSE	2,000	500	500	1,889	(1,389)
TECH TRAINING	0	0	0	500	(500)
TRVL/MILEAGE/CONFERNC	1,500	1,500	1,500	1,532	(32)
OFF EXP-GENERAL	5,000	5,000	5,000	4,314	686
GAS & DIESEL	11,000	11,000	11,000	13,224	(2,224)
UNIFORM & SAFETY	500	2,000	2,000	2,097	(97)
LOGO SHIRTS	500	500	500	0	500
SMALL TOOLS	13,000	15,500	15,500	15,950	(450)
SAFETY SUPPLIES	500	500	500	601	(101)
RENT EQP-GEN	1,000	1,000	1,000	0	1,000
PRF SRVCS-GEN	269,000	269,000	269,000	309,095	(40,095)
SAWA REIMBURSEMENT	(50,000)	(50,000)	(50,000)	(126,109)	76,109
TEMP WORKERS	75,000	75,000	75,000	65,790	9,210
INTER-AGENCY AGREEMENT	15,000	15,000	15,000	15,000	0
MAINT EQ-GEN	1,000	1,000	1,000	1,113	(113)
MAINT EQ-VEH	5,000	11,500	11,500	13,983	(2,483)
MAINT EQ-HEAVY	3,000	1,000	1,000	407	593
MAINT S&I-GEN	295,000	288,000	288,000	479,468	(191,468)
	\$ 1,534,817	\$ 1,534,817	\$ 1,534,817	\$ 1,602,872	\$ (68,055)
<b>Grand Totals</b>	<b>\$ 81,153,193</b>	<b>\$ 94,873,921</b>	<b>\$ 94,873,921</b>	<b>\$ 91,750,814</b>	<b>\$ 3,123,107</b>

**ORANGE COUNTY WATER DISTRICT  
ATTACHMENT D  
OPERATING BUDGET TO ACTUAL  
FOR THE FOURTH QUARTER ENDING JUNE 30, 2023**

<u>Revenue Sources</u>	<u>Annual Budget</u>	<u>YTD Budget</u>	<u>YTD Actual</u>	<u>Variance (Over)/Under</u>	
Replenishment Assessment (Including In-Lieu RA)	\$ 164,040,451	\$ 164,040,451	\$ 135,370,695	\$ 28,669,756	1
Basin Equity Assessment	\$ 1,750,000	\$ 1,750,000	\$ 4,428,221	\$ (2,678,221)	2
Property Taxes	\$ 31,900,000	\$ 31,900,000	\$ 35,807,406	\$ (3,907,406)	3
Facility Revenue (GAP & LRP)	\$ 2,566,633	\$ 2,566,633	\$ 2,429,591	\$ 137,042	
Investment Revenue	\$ 2,162,467	\$ 2,162,467	\$ 7,782,228	\$ (5,619,761)	4
Rent & Others	\$ 3,243,154	\$ 6,743,154	\$ 6,840,526	\$ (97,372)	
	<u>\$ 205,662,705</u>	<u>\$ 209,162,705</u>	<u>\$ 192,658,667</u>	<u>\$ 16,504,038</u>	

1.) Groundwater pumping for FY22-23 totaled 244,930 acre-feet and the annual budget is 295,000 acre-feet, which is approximately 50,000 acre-feet less than planned.

2.) Basin Equity Assessments were more than planned due to various inland pumpers given a lower BEA to incentivize additional pumping as part of the Coastal Pumping Transfer Program.

3.) Property taxes received were more than anticipated.

4.) Investment revenues were more than planned primarily due to unanticipated increase in interest rates this year.



## AGENDA ITEM SUBMITTAL

**Meeting Date:** September 14, 2023

**To:** Administration/Finance Issues Cte.  
Board of Directors

**From:** Mike Markus

**Staff Contact:** R. Fick / M. Ochoa

**Budgeted:** N/A

**Budgeted Amount:** N/A

**Cost Estimate:** N/A

**Funding Source:** N/A

**Program/Line Item No.** N/A

**General Counsel Approval:** N/A

**Engineers/Feasibility Report:** N/A

**CEQA Compliance:** N/A

**Subject: CERTIFICATE OF ACHIEVEMENT FOR EXCELLENCE IN  
FINANCIAL REPORTING**

---

### SUMMARY

The Government Finance Officers Association (GFOA) awarded a Certificate of Achievement for Excellence in Financial Reporting to the District for its Annual Comprehensive Financial Report (ACFR) for the fiscal year ended June 30, 2022. To be awarded a Certificate of Achievement, a governmental unit must publish an easily readable and efficiently organized ACFR, whose contents conform to program standards. This report must satisfy both generally accepted accounting principles and applicable legal requirements.

Attachment(s): Certificate of Achievement for Excellence in Financial Reporting

### RECOMMENDATION

Informational

### BACKGROUND/ANALYSIS

This is the 15th year in a row that the District has received an award for its comprehensive annual financial report. The Certificate of Achievement is the highest form of recognition on the area of governmental accounting and financial reporting. The attainment of this award represents a significant accomplishment by the District and its staff.

The preparation of a ACFR on a timely basis is a complex task, made possible only by the combined efforts of many persons. The Finance and Accounting department staff deserve special recognition. Without their efforts, the completion of the ACFR with receipt of the Certificate of Achievement for Excellence in Financial Reporting would not have been possible.

**PRIOR RELEVANT BOARD ACTION(S)** N/A



Government Finance Officers Association

Certificate of  
Achievement  
for Excellence  
in Financial  
Reporting

Presented to

**Orange County Water District  
California**

For its Annual Comprehensive  
Financial Report  
For the Fiscal Year Ended

June 30, 2022

*Christopher P. Morill*

Executive Director/CEO





## AGENDA ITEM SUBMITTAL

**Meeting Date:** September 14, 2023

**To:** Administration/Finance Issues Cte.  
Board of Directors

**From:** Mike Markus

**Staff Contact:** R. Fick/M. Ochoa

**Budgeted:** Yes

**Budgeted Amount:** N/A

**Cost Estimate:** N/A

**Funding Source:** All

**Program/Line Item No.** N/A

**General Counsel Approval:** N/A

**Engineers/Feasibility Report:** N/A

**CEQA Compliance:** N/A

**Subject:** MONTHLY CASH DISBURSEMENTS REPORT

### SUMMARY

The Committee requested that staff provide information related to the District's cash disbursements and that it be included for review at Administration/Finance Issues Committee meetings.

Attachment(s): Cash Disbursements Reports for the period July 27, 2023 – August 30, 2023

### RECOMMENDATION

Informational

### BACKGROUND/ANALYSIS

At the request of the Committee, the Cash Disbursements reports are included in detail for review at Administration/Finance Issues Committee meeting. They are also included in the Board packet to be ratified. Checks numbered with a series beginning with an 8 represent normal automated system vendor check payments, checks numbered with an 80 represent vendor payments via single use account, and checks numbered with a series beginning with a 9 are manual checks or wire transfer disbursements

**PRIOR RELEVANT BOARD ACTION(S):** Monthly

# Orange County Water District

## Check Register

**Begin Date:** 2023-07-27

**End Date:** 2023-08-02

**Page:** 1

### Accounts Payable Check Register Presented for Board Ratification and/or Approval

Check No.	Date	Vendor Name	Invoice #	Purpose	Invoice Amount	Check Amount	FYTD
112480	2023-05-03	OPERATIONAL TECHNICAL SERVICES LLC	Inv# 3218	Temp Heavy Equipment	(\$3,800.00)		
112480	2023-05-03	OPERATIONAL TECHNICAL SERVICES LLC	Inv# 3219	Temp Heavy Equipment	(\$3,800.00)		
<b>Total for Check:</b> 112480						(\$7,600.00)	\$7,600.00
113819	2023-07-27	BRENNTAG PACIFIC INC.	Inv# BPI357936	7/20 21.85 ton citric acid	\$65,582.78		
113819	2023-07-27	BRENNTAG PACIFIC INC.	Inv# BPI357936	Discount	(\$1,311.66)		
<b>Total for Check:</b> 113819						\$64,271.12	\$184,562.54
113820	2023-08-02	ACCO ENGINEERED SYSTEMS	Inv# 20423727	Lime Storage AC Unit Leak	\$896.50		
113820	2023-08-02	ACCO ENGINEERED SYSTEMS	Inv# 20423727	Lime Storage AC Unit Leak	\$380.64		
113820	2023-08-02	ACCO ENGINEERED SYSTEMS	Inv# 20423727	Lime Storage AC Unit Leak	\$100.00		
113820	2023-08-02	ACCO ENGINEERED SYSTEMS	Inv# 20423727	Lime Storage AC Unit Leak	\$75.30		
113820	2023-08-02	ACCO ENGINEERED SYSTEMS	Inv# 20423727	Lime Storage AC Unit Leak	\$50.00		
113820	2023-08-02	ACCO ENGINEERED SYSTEMS	Inv# 20423727	Lime Storage AC Unit Leak	\$39.47		
113820	2023-08-02	ACCO ENGINEERED SYSTEMS	Inv# 20423727	Lime Storage AC Unit Leak	\$27.19		
<b>Total for Check:</b> 113820						\$1,569.10	\$11,425.64
113821	2023-08-02	ACWA/JPIA	Inv# 0-0000010711	Fiduciary Liab. 8/5/23-8/4/24	\$7,900.00		
<b>Total for Check:</b> 113821						\$7,900.00	\$740,845.02
113822	2023-08-02	ACWA/JPIA	Inv# INV014245	Cyber Liability 7/1/23-6/30/24	\$37,694.00		
<b>Total for Check:</b> 113822						\$37,694.00	\$466,888.70
113823	2023-08-02	ADC TECHNOLOGIES, INC.	Inv# TM8711	SUPPLIES	\$582.55		
113823	2023-08-02	ADC TECHNOLOGIES, INC.	Inv# TM8711	shipping and handling	\$26.08		
<b>Total for Check:</b> 113823						\$608.63	\$608.63
113824	2023-08-02	AECOM TECHNICAL SERVICES, INC.	Inv# 2000775470	4/29-6/30 Prado Range Planning	\$725.22		
<b>Total for Check:</b> 113824						\$725.22	\$4,215.22
113825	2023-08-02	AGILENT TECHNOLOGIES, INC.	Inv# 125953502	SUPPLIES	\$304.93		
113825	2023-08-02	AGILENT TECHNOLOGIES, INC.	Inv# 125953502	SUPPLIES	\$225.44		
113825	2023-08-02	AGILENT TECHNOLOGIES, INC.	Inv# 125953502	SUPPLIES	\$152.19		
113825	2023-08-02	AGILENT TECHNOLOGIES, INC.	Inv# 125953502	SHIPPING & HANDLING	\$7.44		
<b>Total for Check:</b> 113825						\$690.00	\$8,012.20
113826	2023-08-02	ALTERNATIVE HOSE, INC.	Inv# 6054890	BPO HOSES	\$13.39		
<b>Total for Check:</b> 113826						\$13.39	\$81.93

# Orange County Water District

## Check Register

**Begin Date:** 2023-07-27

**End Date:** 2023-08-02

**Page:** 2

### Accounts Payable Check Register Presented for Board Ratification and/or Approval

Check No.	Date	Vendor Name	Invoice #	Purpose	Invoice Amount	Check Amount	FYTD
113827	2023-08-02	AMAZON CAPITAL SERVICES, INC	Inv# 1C3J-PHPN-3K6M	LAB SUPPLIES	\$99.14		
113827	2023-08-02	AMAZON CAPITAL SERVICES, INC	Inv# 1MQX-XNGG-6MTY	FIELD SUPPLIES	\$192.87		
113827	2023-08-02	AMAZON CAPITAL SERVICES, INC	Inv# 1PTC-DTF1-7VGK	research center supplies	\$8.61		
113827	2023-08-02	AMAZON CAPITAL SERVICES, INC	Inv# 1PTC-DTF1-7VGK	research center supplies	\$7.54		
113827	2023-08-02	AMAZON CAPITAL SERVICES, INC	Inv# 1PTC-DTF1-7VGK	research center supplies	\$7.53		
113827	2023-08-02	AMAZON CAPITAL SERVICES, INC	Inv# 1PTC-DTF1-7VGK	research center supplies	\$7.53		
113827	2023-08-02	AMAZON CAPITAL SERVICES, INC	Inv# 1PTC-DTF1-7VGK	research center supplies	\$7.53		
113827	2023-08-02	AMAZON CAPITAL SERVICES, INC	Inv# 1PTC-DTF1-7VGK	SHIPPING	\$6.46		
<b>Total for Check:</b>		113827				\$337.21	\$3,501.94
113828	2023-08-02	AMAZON WEB SERVICES INC	Inv# 1GYC-T4KR-WTCV	RO: REPAIR BIKES FOR OPS	\$136.57		
113828	2023-08-02	AMAZON WEB SERVICES INC	Inv# 1GYC-T4KR-WTCV	RO: REPAIR BIKES FOR OPS	\$61.97		
113828	2023-08-02	AMAZON WEB SERVICES INC	Inv# 1GYC-T4KR-WTCV	RO: REPAIR BIKES FOR OPS	\$41.63		
113828	2023-08-02	AMAZON WEB SERVICES INC	Inv# 1GYC-T4KR-WTCV	RO: REPAIR BIKES FOR OPS	\$22.27		
113828	2023-08-02	AMAZON WEB SERVICES INC	Inv# 1GYC-T4KR-WTCV	SHIPPING	\$6.99		
113828	2023-08-02	AMAZON WEB SERVICES INC	Inv# 1GYC-T4KR-WTCV	DISCOUNT	(\$2.85)		
<b>Total for Check:</b>		113828				\$266.58	\$543.62
113829	2023-08-02	AMERICAN WATER CHEMICAL, INC	Inv# 52220701		\$14,268.00		
113829	2023-08-02	AMERICAN WATER CHEMICAL, INC	Inv# 52220841	1279	\$53,002.60		
<b>Total for Check:</b>		113829				\$67,270.60	\$173,328.20
113830	2023-08-02	ANAHEIM, CITY OF	Inv# 0110200001_20230725	06/15-07/17/23	\$26.98		
<b>Total for Check:</b>		113830				\$26.98	\$39,138.20
113831	2023-08-02	ARAMARK UNIFORM SERVICES	Inv# 5890239182	UNIFORM SERVICES	\$307.45		
113831	2023-08-02	ARAMARK UNIFORM SERVICES	Inv# 5890239182	UNIFORM SERVICES	\$3.51		
113831	2023-08-02	ARAMARK UNIFORM SERVICES	Inv# 5890242241	UNIFORM SERVICES	\$267.33		
113831	2023-08-02	ARAMARK UNIFORM SERVICES	Inv# 5890242241	UNIFORM SERVICES	\$16.45		
113831	2023-08-02	ARAMARK UNIFORM SERVICES	Inv# 5890242241	UNIFORM SERVICES	\$2.85		
<b>Total for Check:</b>		113831				\$597.59	\$5,181.78
113832	2023-08-02	AT & T	Inv# 951273-9586_20230720	07/20-08/19/2023	\$2,157.27		
<b>Total for Check:</b>		113832				\$2,157.27	\$5,798.15
113833	2023-08-02	BAY CITY INDUSTRIAL SUPPLY	Inv# 263431	Mechanical Seal Repair - RO Pu	\$1,526.85		
113833	2023-08-02	BAY CITY INDUSTRIAL SUPPLY	Inv# 263431	SHIPPING	\$36.78		
113833	2023-08-02	BAY CITY INDUSTRIAL SUPPLY	Inv# 263431	DISCOUNT	(\$14.04)		

# Orange County Water District

## Check Register

**Begin Date:** 2023-07-27

**End Date:** 2023-08-02

**Page:** 3

### Accounts Payable Check Register Presented for Board Ratification and/or Approval

Check No.	Date	Vendor Name	Invoice #	Purpose	Invoice Amount	Check Amount	FYTD
		<b>Total for Check:</b>	113833			\$1,549.59	\$1,549.59
113834	2023-08-02	BOYS AND GIRLS CLUB OF HUNTINGTON	Inv#	BOYS AND GIRLS SPONSORSHI	\$2,500.00		
		<b>Total for Check:</b>	113834			\$2,500.00	\$2,500.00
113835	2023-08-02	CAB AIR SYSTEMS INC	Inv#	30324	\$1,485.00		
113835	2023-08-02	CAB AIR SYSTEMS INC	Inv#	30324 Equipment A/C service	\$764.21		
113835	2023-08-02	CAB AIR SYSTEMS INC	Inv#	30325 Equipment A/C service	\$1,485.00		
113835	2023-08-02	CAB AIR SYSTEMS INC	Inv#	30325 parts	\$28.59		
		<b>Total for Check:</b>	113835			\$3,762.80	\$3,762.80
113836	2023-08-02	CDM SMITH, INC.	Inv#	90181893 6/18-30 wo#1 EOCWD	\$2,188.00		
113836	2023-08-02	CDM SMITH, INC.	Inv#	90181905 6/18-30 wo#3 IRWD	\$23,928.00		
		<b>Total for Check:</b>	113836			\$26,116.00	\$125,698.82
113837	2023-08-02	CRAFTURN, INC.	Inv#	1851 Westbay well surface seal.	\$1,054.88		
113837	2023-08-02	CRAFTURN, INC.	Inv#	1851 SHIPPING	\$45.00		
		<b>Total for Check:</b>	113837			\$1,099.88	\$1,099.88
113838	2023-08-02	DEPARTMENT OF MOTOR VEHICLES	Inv#	LIC W587520 USE TAX	\$1,008.00		
		<b>Total for Check:</b>	113838			\$1,008.00	\$2,512.00
113839	2023-08-02	DEPARTMENT OF MOTOR VEHICLES	Inv#	LIC W589627 USE TAX	\$752.00		
		<b>Total for Check:</b>	113839			\$752.00	\$2,512.00
113840	2023-08-02	DIAMOND ENVIRONMENTAL SERVICES	Inv#	0004795146 BPO PORTA POTTY	\$361.53		
		<b>Total for Check:</b>	113840			\$361.53	\$820.21
113841	2023-08-02	ENGINEERING ANALYTICS, INC	Inv#	23-0587 Thru 6/30 South Basin FY	\$745.21		
		<b>Total for Check:</b>	113841			\$745.21	\$745.21
113842	2023-08-02	ENS RESOURCES, INC.	Inv#	3362 Jun23 legis.support/D.C.	\$8,000.00		
		<b>Total for Check:</b>	113842			\$8,000.00	\$8,000.00
113843	2023-08-02	ENVIRONMENTAL RESOURCE ASSOCIATES	Inv#	047441 SUPPLIES	\$104.47		
113843	2023-08-02	ENVIRONMENTAL RESOURCE ASSOCIATES	Inv#	047441 FREIGHT	\$20.65		
113843	2023-08-02	ENVIRONMENTAL RESOURCE ASSOCIATES	Inv#	047441 HANDLING	\$15.00		

# Orange County Water District

## Check Register

**Begin Date:** 2023-07-27

**End Date:** 2023-08-02

**Page:** 4

### Accounts Payable Check Register Presented for Board Ratification and/or Approval

Check No.	Date	Vendor Name	Invoice #	Purpose	Invoice Amount	Check Amount	FYTD
113843	2023-08-02	ENVIRONMENTAL RESOURCE ASSOCIATES	Inv# 047441	HAZARDOUS SHIPPING	\$48.00		
<b>Total for Check:</b> 113843						\$188.12	\$606.82
113844	2023-08-02	FACTORY MOTOR PARTS	Inv# 12-5384345	BPO AUTO PARTS	\$57.40		
113844	2023-08-02	FACTORY MOTOR PARTS	Inv# 164-278746	BPO AUTO PARTS	\$79.93		
<b>Total for Check:</b> 113844						\$137.33	\$733.70
113845	2023-08-02	FEDERAL EXPRESS CORPORATION	Inv# 2-180-36312		\$273.11		
113845	2023-08-02	FEDERAL EXPRESS CORPORATION	Inv# 8-199-69070	Package Delivery	\$23.19		
113845	2023-08-02	FEDERAL EXPRESS CORPORATION	Inv# 8-199-69071		\$279.62		
<b>Total for Check:</b> 113845						\$575.92	\$1,557.95
113846	2023-08-02	FISHER SCIENTIFIC CO.	Inv# 3904109	SUPPLIES	\$103.27		
113846	2023-08-02	FISHER SCIENTIFIC CO.	Inv# 3904109	Shipping	\$6.95		
113846	2023-08-02	FISHER SCIENTIFIC CO.	Inv# 3975694		\$16.50		
113846	2023-08-02	FISHER SCIENTIFIC CO.	Inv# 4014024	SUPPLIES	\$823.67		
113846	2023-08-02	FISHER SCIENTIFIC CO.	Inv# 4014024	Shipping	\$6.95		
113846	2023-08-02	FISHER SCIENTIFIC CO.	Inv# 4014025		\$330.18		
113846	2023-08-02	FISHER SCIENTIFIC CO.	Inv# 4014026		\$330.18		
113846	2023-08-02	FISHER SCIENTIFIC CO.	Inv# 4014027	SUPPLIES	\$132.11		
113846	2023-08-02	FISHER SCIENTIFIC CO.	Inv# 4014027	Shipping	\$6.95		
113846	2023-08-02	FISHER SCIENTIFIC CO.	Inv# 4049518		(\$117.33)		
<b>Total for Check:</b> 113846						\$1,639.43	\$43,104.95
113847	2023-08-02	FRONTIER COMMUNICATIONS	Inv# 209-150-2229_20230716	7/16-8/15/2023	\$80.21		
<b>Total for Check:</b> 113847						\$80.21	\$4,094.69
113848	2023-08-02	GOLDEN LOCKS, INC	Inv# 2344	LOCKS	\$245.04		
<b>Total for Check:</b> 113848						\$245.04	\$374.34
113851	2023-08-02	GRAINGER INC.	Inv# 9743193766	BPO INDUSTRIAL SUPPLIES	\$43.94		
113851	2023-08-02	GRAINGER INC.	Inv# 9743714470	Ergo Equipment	\$60.41		
113851	2023-08-02	GRAINGER INC.	Inv# 9743714488		\$2,308.81		
113851	2023-08-02	GRAINGER INC.	Inv# 9744445215		\$1,023.25		
113851	2023-08-02	GRAINGER INC.	Inv# 9744445223	BPO INDUSTRIAL SUPPLIES	\$290.75		
113851	2023-08-02	GRAINGER INC.	Inv# 9744445223	BPO INDUSTRIAL SUPPLIES	\$33.59		

# Orange County Water District

## Check Register

**Begin Date:** 2023-07-27

**End Date:** 2023-08-02

**Page:** 5

### Accounts Payable Check Register Presented for Board Ratification and/or Approval

Check No.	Date	Vendor Name	Invoice #	Purpose	Invoice Amount	Check Amount	FYTD
113851	2023-08-02	GRAINGER INC.	Inv# 9745283763	BPO INDUSTRIAL SUPPLIES	\$253.01		
113851	2023-08-02	GRAINGER INC.	Inv# 9745283763	BPO INDUSTRIAL SUPPLIES	\$56.01		
113851	2023-08-02	GRAINGER INC.	Inv# 9745933805	BPO INDUSTRIAL SUPPLIES	\$165.94		
113851	2023-08-02	GRAINGER INC.	Inv# 9747171834		\$205.21		
113851	2023-08-02	GRAINGER INC.	Inv# 9747171834		\$142.31		
113851	2023-08-02	GRAINGER INC.	Inv# 9747171834		\$106.74		
113851	2023-08-02	GRAINGER INC.	Inv# 9747459544	Generated by reorder 6/8/23 2:	\$240.12		
113851	2023-08-02	GRAINGER INC.	Inv# 9747459544	Generated by reorder 6/8/23 2:	\$227.20		
113851	2023-08-02	GRAINGER INC.	Inv# 9747459551	BPO INDUSTRIAL SUPPLIES	\$73.21		
113851	2023-08-02	GRAINGER INC.	Inv# 9748567741	BPO INDUSTRIAL SUPPLIES	\$240.47		
113851	2023-08-02	GRAINGER INC.	Inv# 9750116783		\$69.88		
113851	2023-08-02	GRAINGER INC.	Inv# 9750116783		\$51.68		
113851	2023-08-02	GRAINGER INC.	Inv# 9750116783		\$41.93		
113851	2023-08-02	GRAINGER INC.	Inv# 9750116783		\$40.90		
113851	2023-08-02	GRAINGER INC.	Inv# 9750116783		\$27.95		
113851	2023-08-02	GRAINGER INC.	Inv# 9750116783		\$27.95		
113851	2023-08-02	GRAINGER INC.	Inv# 9750554090	Generated by reorder 6/14/23 1	\$13.03		
113851	2023-08-02	GRAINGER INC.	Inv# 9747459544	Generated by reorder 6/8/23 2:	\$58.62		
113851	2023-08-02	GRAINGER INC.	Inv# 9747459544	Generated by reorder 6/8/23 2:	\$139.36		
<b>Total for Check: 113851</b>						<b>\$5,942.27</b>	<b>\$24,770.75</b>
113852	2023-08-02	Haney, Lisa	Inv# JULY 18, 2023 LUNCH	7/18 lunch for staff meeting	\$64.64		
<b>Total for Check: 113852</b>						<b>\$64.64</b>	<b>\$64.64</b>
113853	2023-08-02	IRVINE PIPE & SUPPLY CO	Inv# S115834932.001	BPO PIPE SUPPLIES	\$18.03		
113853	2023-08-02	IRVINE PIPE & SUPPLY CO	Inv# S115982564.001	BPO PIPE SUPPLIES	\$61.54		
113853	2023-08-02	IRVINE PIPE & SUPPLY CO	Inv# S115982564.001	Discount	(\$1.13)		
<b>Total for Check: 113853</b>						<b>\$78.44</b>	<b>\$6,371.53</b>
113854	2023-08-02	KENNEDY/JENKS CONSULTANTS, INC.	Inv# 164621	Thru 6/30 wo#2 Orange	\$7,703.75		
113854	2023-08-02	KENNEDY/JENKS CONSULTANTS, INC.	Inv# 164639	Thru 6/30 wo#1 Orange	\$4,865.00		
<b>Total for Check: 113854</b>						<b>\$12,568.75</b>	<b>\$12,568.75</b>
113855	2023-08-02	LHOIST NORTH AMERICA	Inv# 1102316126	lime 7/2 (2), 7/4 (2)	\$41,375.27		
<b>Total for Check: 113855</b>						<b>\$41,375.27</b>	<b>\$195,203.51</b>

# Orange County Water District

## Check Register

Begin Date: 2023-07-27

End Date: 2023-08-02

Page: 6

### Accounts Payable Check Register Presented for Board Ratification and/or Approval

Check No.	Date	Vendor Name	Invoice #	Purpose	Invoice Amount	Check Amount	FYTD
113856	2023-08-02	LIFE TECHNOLOGIES CORP	Inv# 83434296		\$1,888.99		
<b>Total for Check:</b>		113856				\$1,888.99	\$4,483.18
113857	2023-08-02	Liebzeit, Craig	Inv# FEB-JUL23 PHONE STIPENDS	2/15-7/14/23	\$180.00		
<b>Total for Check:</b>		113857	phone stipends			\$180.00	\$180.00
113858	2023-08-02	MCFADDEN-DALE HARDWARE CO.	Inv# 3628203	BPO INDUSTRIAL SUPPLIES	\$85.20		
113858	2023-08-02	MCFADDEN-DALE HARDWARE CO.	Inv# 3628203	Discount	(\$2.34)		
<b>Total for Check:</b>		113858				\$82.86	\$986.07
113860	2023-08-02	MCMaster-CARR SUPPLY COMPANY	Inv# 11441589	Generated by reorder 7/5/23 4:	\$157.91		
113860	2023-08-02	MCMaster-CARR SUPPLY COMPANY	Inv# 11441589	sHIPPING	\$8.01		
113860	2023-08-02	MCMaster-CARR SUPPLY COMPANY	Inv# 11441589	DISCOUNT	(\$3.16)		
113860	2023-08-02	MCMaster-CARR SUPPLY COMPANY	Inv# 11517670	BPO INDUSTRIAL SUPPLIES	\$67.75		
113860	2023-08-02	MCMaster-CARR SUPPLY COMPANY	Inv# 11517670	Shipping	\$7.71		
113860	2023-08-02	MCMaster-CARR SUPPLY COMPANY	Inv# 11517670	Discount	(\$1.36)		
113860	2023-08-02	MCMaster-CARR SUPPLY COMPANY	Inv# 11594302	NPT 8mm tube connector	\$101.79		
113860	2023-08-02	MCMaster-CARR SUPPLY COMPANY	Inv# 11594302	NPT 8mm tube connector	\$73.29		
113860	2023-08-02	MCMaster-CARR SUPPLY COMPANY	Inv# 11594302	NPT 8mm tube connector	\$53.18		
113860	2023-08-02	MCMaster-CARR SUPPLY COMPANY	Inv# 11594302	NPT 8mm tube connector	\$11.14		
113860	2023-08-02	MCMaster-CARR SUPPLY COMPANY	Inv# 11594302	Shipping	\$7.71		
113860	2023-08-02	MCMaster-CARR SUPPLY COMPANY	Inv# 11687713	BPO INDUSTRIAL SUPPLIES	\$205.06		
113860	2023-08-02	MCMaster-CARR SUPPLY COMPANY	Inv# 11687713	Shipping	\$10.13		
113860	2023-08-02	MCMaster-CARR SUPPLY COMPANY	Inv# 11687713	Discount	(\$4.10)		



# Orange County Water District

## Check Register

Begin Date: 2023-07-27

End Date: 2023-08-02

Page: 7

### Accounts Payable Check Register Presented for Board Ratification and/or Approval

Check No.	Date	Vendor Name	Invoice #	Purpose	Invoice Amount	Check Amount	FYTD
113860	2023-08-02	MCMASTER-CARR SUPPLY COMPANY	Inv# 11594302	Discount	(\$4.79)		
<b>Total for Check:</b>		113860				\$690.27	\$1,972.09
113861	2023-08-02	Mansell, Derrick	Inv# JAN-JUL23	PHONE STIPEND	\$200.00		
113861	2023-08-02	Mansell, Derrick	Inv# JAN-JUL23	PHONE STIPEND	\$40.00		
113861	2023-08-02	Mansell, Derrick	Inv# JUN22- JAN23	PHONE STIPEN	\$280.00		
<b>Total for Check:</b>		113861				\$520.00	\$520.00
113862	2023-08-02	McMichael, David	Inv# JULY 20, 2023	EXPENSE	\$130.05		
<b>Total for Check:</b>		113862				\$130.05	\$130.05
113863	2023-08-02	NAPA/ORANGE COUNTY AUTO PARTS	Inv# 673698	BPO AUTO PARTS	\$40.51		
113863	2023-08-02	NAPA/ORANGE COUNTY AUTO PARTS	Inv# 673698	Discount	(\$0.81)		
113863	2023-08-02	NAPA/ORANGE COUNTY AUTO PARTS	Inv# 673761	BPO AUTO PARTS	\$145.66		
113863	2023-08-02	NAPA/ORANGE COUNTY AUTO PARTS	Inv# 673761	Discount	(\$2.91)		
113863	2023-08-02	NAPA/ORANGE COUNTY AUTO PARTS	Inv# 674511	BPO AUTO PARTS	\$13.31		
113863	2023-08-02	NAPA/ORANGE COUNTY AUTO PARTS	Inv# 674511	Discount	(\$0.27)		
113863	2023-08-02	NAPA/ORANGE COUNTY AUTO PARTS	Inv# 674601	BPO AUTO PARTS	\$118.32		
113863	2023-08-02	NAPA/ORANGE COUNTY AUTO PARTS	Inv# 674601	Discount	(\$2.37)		
113863	2023-08-02	NAPA/ORANGE COUNTY AUTO PARTS	Inv# 674897	BPO AUTO PARTS	\$63.40		
113863	2023-08-02	NAPA/ORANGE COUNTY AUTO PARTS	Inv# 674897	Discount	(\$1.27)		
<b>Total for Check:</b>		113863				\$373.57	\$809.06
113864	2023-08-02	ODP BUSINESS SOLUTIONS LLC	Inv# 317134288001		\$31.53		
<b>Total for Check:</b>		113864				\$31.53	\$138.44
113866	2023-08-02	OLIN CHLOR ALKALI PRODUCTS	Inv# 900292953	7/3 4958 gal s.hypochlorite	\$10,679.30		
113866	2023-08-02	OLIN CHLOR ALKALI PRODUCTS	Inv# 900292954	7/3 4944 gal s.hypochlorite	\$10,649.14		
113866	2023-08-02	OLIN CHLOR ALKALI PRODUCTS	Inv# 900292955	7/3 4928 gal s.hypochlorite	\$10,614.68		
113866	2023-08-02	OLIN CHLOR ALKALI PRODUCTS	Inv# 900293019	7/3 4944 gal s.hypochlorite	\$10,649.14		

# Orange County Water District

## Check Register

**Begin Date:** 2023-07-27

**End Date:** 2023-08-02

**Page:** 8

### Accounts Payable Check Register Presented for Board Ratification and/or Approval

Check No.	Date	Vendor Name	Invoice #	Purpose	Invoice Amount	Check Amount	FYTD
113866	2023-08-02	OLIN CHLOR ALKALI PRODUCTS	Inv# 900293139	7/4 4956 gal s.hypochlorite	\$10,674.99		
113866	2023-08-02	OLIN CHLOR ALKALI PRODUCTS	Inv# 900293140	7/4 4970 gal s.hypochlorite	\$10,705.15		
113866	2023-08-02	OLIN CHLOR ALKALI PRODUCTS	Inv# 900293639	7/6 4928 gal s.hypochlorite	\$10,614.68		
113866	2023-08-02	OLIN CHLOR ALKALI PRODUCTS	Inv# 900293768	7/6 4940 gal s.hypochlorite	\$10,640.53		
113866	2023-08-02	OLIN CHLOR ALKALI PRODUCTS	Inv# 900293769	7/6 4934 gal s.hypochlorite	\$10,627.61		
113866	2023-08-02	OLIN CHLOR ALKALI PRODUCTS	Inv# 900294298	7/7 4922 gal s.hypochlorite	\$10,601.76		
113866	2023-08-02	OLIN CHLOR ALKALI PRODUCTS	Inv# 900294299	7/7 4924 gal s.hypochlorite	\$10,606.07		
113866	2023-08-02	OLIN CHLOR ALKALI PRODUCTS	Inv# 900294448	7/6 4918 gal s.hypochlorite	\$10,593.14		
113866	2023-08-02	OLIN CHLOR ALKALI PRODUCTS	Inv# 900295085	7/4 4928 gal s.hypochlorite	\$10,614.68		
113866	2023-08-02	OLIN CHLOR ALKALI PRODUCTS	Inv# 900295086	7/10 4914 gal s.hypochlorite	\$10,584.52		
<b>Total for Check: 113866</b>						<b>\$148,855.39</b>	<b>\$751,712.54</b>
113867	2023-08-02	ONESOURCE DISTRIBUTORS INC.	Inv# S7259182.001	Hoff One Door Enclosure, Full	\$7,941.72		
113867	2023-08-02	ONESOURCE DISTRIBUTORS INC.	Inv# S7259182.001	Hoff One Door Enclosure, Full	\$419.05		
113867	2023-08-02	ONESOURCE DISTRIBUTORS INC.	Inv# S7259182.001	Hoff One Door Enclosure, Full	\$405.20		
113867	2023-08-02	ONESOURCE DISTRIBUTORS INC.	Inv# S7259182.001	Discount	(\$80.61)		
113867	2023-08-02	ONESOURCE DISTRIBUTORS INC.	Inv# S7273948.001	ELECTRICAL SUPPLIES	\$52.08		
113867	2023-08-02	ONESOURCE DISTRIBUTORS INC.	Inv# S7273948.001	Discount	(\$0.48)		
<b>Total for Check: 113867</b>						<b>\$8,736.96</b>	<b>\$17,125.60</b>
113868	2023-08-02	OPERATIONAL TECHNICAL SERVICES LLC	Inv# 3218	Temp Heavy Equipment	\$3,800.00		
113868	2023-08-02	OPERATIONAL TECHNICAL SERVICES LLC	Inv# 3219	Temp Heavy Equipment	\$3,800.00		
<b>Total for Check: 113868</b>						<b>\$7,600.00</b>	<b>\$7,600.00</b>
113869	2023-08-02	ORANGE COAST PETROLEUM EQUIPT.	Inv# 0273168-IN	T-119 Hydraulic quick coupler	\$593.48		
113869	2023-08-02	ORANGE COAST PETROLEUM EQUIPT.	Inv# 0273168-IN	Freight	\$20.00		
113869	2023-08-02	ORANGE COAST PETROLEUM EQUIPT.	Inv# 0273168-IN	Discount	(\$12.27)		
<b>Total for Check: 113869</b>						<b>\$601.21</b>	<b>\$601.21</b>
113870	2023-08-02	ORR PROTECTION SYSTEMS	Inv# IN-0020768	System Maintenance	\$450.00		
113870	2023-08-02	ORR PROTECTION SYSTEMS	Inv# IN-0020768	System Maintenance	\$75.00		
<b>Total for Check: 113870</b>						<b>\$525.00</b>	<b>\$525.00</b>
113871	2023-08-02	OSCAR'S LOCK & SAFE	Inv# 28813	BPO LOCK SERVICE	\$231.35		

# Orange County Water District

## Check Register

**Begin Date:** 2023-07-27

**End Date:** 2023-08-02

**Page:** 9

### Accounts Payable Check Register Presented for Board Ratification and/or Approval

Check No.	Date	Vendor Name	Invoice #	Purpose	Invoice Amount	Check Amount	FYTD
		<b>Total for Check:</b>	113871			\$231.35	\$231.35
113872	2023-08-02	Ochoa, Melissa	Inv# JAN-JUL 2023	PHONE STIPEN	\$240.00		
		<b>Total for Check:</b>	113872			\$240.00	\$240.00
113873	2023-08-02	PERFORMANCE PIPELINE TECHNOLOGIES	Inv# 2617	Sump Debris/Cleaning Removal	\$1,770.00		
113873	2023-08-02	PERFORMANCE PIPELINE TECHNOLOGIES	Inv# 2617	Sump Debris/Cleaning Removal	\$690.00		
		<b>Total for Check:</b>	113873			\$2,460.00	\$2,460.00
113874	2023-08-02	PERKINELMER HEALTH SCIENCES INC	Inv# 441054478	SUPPLIES	\$2,392.50		
113874	2023-08-02	PERKINELMER HEALTH SCIENCES INC	Inv# 441054478	Freight	\$55.00		
		<b>Total for Check:</b>	113874			\$2,447.50	\$2,447.50
113875	2023-08-02	PHENOMENEX INC.	Inv# CIUS-23048083	SUPPLIES	\$1,506.19		
113875	2023-08-02	PHENOMENEX INC.	Inv# CIUS-23048083	Shipping	\$31.65		
113875	2023-08-02	PHENOMENEX INC.	Inv# CIUS-23048083	Discount	(\$28.33)		
113875	2023-08-02	PHENOMENEX INC.	Inv# CIUS-23048113	SUPPLIES	\$3,134.45		
113875	2023-08-02	PHENOMENEX INC.	Inv# CIUS-23048113	SUPPLIES	\$1,073.36		
113875	2023-08-02	PHENOMENEX INC.	Inv# CIUS-23048113	SUPPLIES	\$641.73		
113875	2023-08-02	PHENOMENEX INC.	Inv# CIUS-23048113	Shipping	\$57.99		
113875	2023-08-02	PHENOMENEX INC.	Inv# CIUS-23048113	SUPPLIES	\$0.01		
113875	2023-08-02	PHENOMENEX INC.	Inv# CIUS-23048113	Discount	(\$90.35)		
		<b>Total for Check:</b>	113875			\$6,326.70	\$6,326.70
113876	2023-08-02	PLATINUM COMPUTER SUPPORT	Inv# 25334	Generated by reorder 6/23/23	\$1,132.36		
113876	2023-08-02	PLATINUM COMPUTER SUPPORT	Inv# 25335	Generated by reorder 6/22/23	\$1,204.41		
		<b>Total for Check:</b>	113876			\$2,336.77	\$9,756.95
113877	2023-08-02	Pannu, Meeta	Inv# JULY 2023 WEF MEMBERSHIP	FY23-24 WEF membership	\$361.00		
		<b>Total for Check:</b>	113877			\$361.00	\$601.00
113878	2023-08-02	Patel, Mehul	Inv# JULY 23-25, 2023	TRAVEL	\$711.03		
		<b>Total for Check:</b>	113878			\$711.03	\$781.81
113879	2023-08-02	Perry, Audrey	Inv# JUNE22-JUL23	STIPEND-TRAV stipends and trave	\$520.00		
113879	2023-08-02	Perry, Audrey	Inv# JUNE22-JUL23	STIPEND-TRAV stipends and trave	\$83.54		

# Orange County Water District

## Check Register

**Begin Date:** 2023-07-27

**End Date:** 2023-08-02

**Page:** 10

### Accounts Payable Check Register Presented for Board Ratification and/or Approval

Check No.	Date	Vendor Name	Invoice #	Purpose	Invoice Amount	Check Amount	FYTD
113879	2023-08-02	Perry, Audrey	Inv# JUNE22-JUL23	STIPEND-TRAV Jun22-Jul23	\$14.02		
		<b>Total for Check:</b>	113879	stipends and trave		\$617.56	\$617.56
113880	2023-08-02	Pham, Christine	Inv# APR-MAY23	BESSIE PUMP	\$32.75		
113880	2023-08-02	Pham, Christine	Inv# JAN-JUN 2023	PHONE STIPEN	\$120.00		
		<b>Total for Check:</b>	113880			\$152.75	\$152.75
113881	2023-08-02	Plumlee, Megan	Inv# SEPTEMBER	WEFTEC TRAVEL 9/30-10/4	\$815.00		
		<b>Total for Check:</b>	113881	WEFTEC Chicago, IL		\$815.00	\$2,664.63
113882	2023-08-02	QDOXS	Inv# IN52589	COPIER MAINTENANCE	\$381.33		
		<b>Total for Check:</b>	113882			\$381.33	\$381.33
113883	2023-08-02	QUINN COMPANY	Inv# PC830412762	Generated by reorder 6/21/23 1	\$110.36		
113883	2023-08-02	QUINN COMPANY	Inv# PC830412763	Generated by reorder 5/31/23 1	\$176.18		
113883	2023-08-02	QUINN COMPANY	Inv# PC830412763	Generated by reorder 5/31/23 1	\$79.30		
113883	2023-08-02	QUINN COMPANY	Inv# PC830412763	Generated by reorder 5/31/23 1	\$49.73		
113883	2023-08-02	QUINN COMPANY	Inv# PC830412763	Generated by reorder 5/31/23 1	\$43.42		
113883	2023-08-02	QUINN COMPANY	Inv# PC830412763	Generated by reorder 5/31/23 1	\$38.09		
113883	2023-08-02	QUINN COMPANY	Inv# PC830412763	Generated by reorder 5/31/23 1	\$32.38		
113883	2023-08-02	QUINN COMPANY	Inv# PC830412763	Generated by reorder 5/31/23 1	\$25.05		
113883	2023-08-02	QUINN COMPANY	Inv# PC830412763	Generated by reorder 5/31/23 1	\$17.62		
		<b>Total for Check:</b>	113883			\$572.13	\$1,043,335.89
113884	2023-08-02	INTERSTATE BILLING SERVICE, INC.	Inv# 3033458837	BPO TRUCK PARTS	\$247.83		
		<b>Total for Check:</b>	113884			\$247.83	\$441.78
113885	2023-08-02	SANTA ANA WATERSHED ASSOCIATION	Inv# 2023-73	NATURAL RESOURCE SERV.	\$4,156.03		
		<b>Total for Check:</b>	113885			\$4,156.03	\$4,156.03
113887	2023-08-02	SC FUELS	Inv# 0740618	BPO UNLEADED FUEL FOR VEHICLES	\$2,209.45		
113887	2023-08-02	SC FUELS	Inv# 0740618	BPO UNLEADED FUEL FOR VEHICLES	\$1,137.47		
113887	2023-08-02	SC FUELS	Inv# 0740618	BPO UNLEADED FUEL FOR VEHICLES	\$441.32		
113887	2023-08-02	SC FUELS	Inv# 0740618	BPO UNLEADED FUEL FOR VEHICLES	\$277.62		
113887	2023-08-02	SC FUELS	Inv# 0740618	BPO UNLEADED FUEL FOR VEHICLES	\$274.94		
113887	2023-08-02	SC FUELS	Inv# 0740618	BPO UNLEADED FUEL FOR VEHICLES	\$233.59		
113887	2023-08-02	SC FUELS	Inv# 0740618	BPO UNLEADED FUEL FOR VEHICLES	\$197.12		

# Orange County Water District

## Check Register

**Begin Date:** 2023-07-27

**End Date:** 2023-08-02

**Page:** 11

### Accounts Payable Check Register Presented for Board Ratification and/or Approval

Check No.	Date	Vendor Name	Invoice #	Purpose	Invoice Amount	Check Amount	FYTD
113887	2023-08-02	SC FUELS	Inv# 0740618	BPO UNLEADED FUEL FOR VEHICLES	\$176.23		
113887	2023-08-02	SC FUELS	Inv# 0740618	BPO UNLEADED FUEL FOR VEHICLES	\$144.82		
113887	2023-08-02	SC FUELS	Inv# 0740618	BPO UNLEADED FUEL FOR VEHICLES	\$93.68		
113887	2023-08-02	SC FUELS	Inv# 0740618	BPO UNLEADED FUEL FOR VEHICLES	\$60.64		
<b>Total for Check:</b> 113887						\$5,246.88	\$11,446.55
113888	2023-08-02	SEAL BEACH, CITY OF	Inv# RA OVERPAYMENT	RA Refund July-Dec22	\$116.78		
<b>Total for Check:</b> 113888						\$116.78	\$484.78
113889	2023-08-02	SEPARATION PROCESSES, INC.	Inv# 10849	Jun23 Ops support	\$8,197.96		
<b>Total for Check:</b> 113889						\$8,197.96	\$14,738.86
113890	2023-08-02	SNAP-ON INDUSTRIAL	Inv# ARV57795432	BPO SMALL TOOLS	\$238.78		
<b>Total for Check:</b> 113890						\$238.78	\$788.89
113891	2023-08-02	SOCIAL AND ENVIRONMENTAL ENTREPRENEURS	Inv# 0000164		\$1,000.00		
<b>Total for Check:</b> 113891						\$1,000.00	\$1,000.00
113892	2023-08-02	SOLTIS AND COMPANY, INC.	Inv# SD1334	1510	\$460.00		
<b>Total for Check:</b> 113892						\$460.00	\$8,423.58
113893	2023-08-02	CHARTER COMMUNICATIONS	Inv# 0043285071323	6/22-7/21/2023	\$3,402.32		
<b>Total for Check:</b> 113893						\$3,402.32	\$6,803.13
113894	2023-08-02	SUNSET INDUSTRIAL PARTS	Inv# INV61079	Generated by reorder 6/6/23 6:	\$1,583.84		
113894	2023-08-02	SUNSET INDUSTRIAL PARTS	Inv# INV61079	DISCOUNT	(\$14.56)		
<b>Total for Check:</b> 113894						\$1,569.28	\$1,569.28
113895	2023-08-02	TANKNOLOGY, INC.	Inv# 1846426	TANK INSPECTIONS	\$213.50		
<b>Total for Check:</b> 113895						\$213.50	\$213.50
113896	2023-08-02	TOM'S TRUCK CENTER, INC	Inv# 1308375	FREIGHT	\$27.00		
113896	2023-08-02	TOM'S TRUCK CENTER, INC	Inv# 1308375	BPO FORD PARTS	\$15.59		
113896	2023-08-02	TOM'S TRUCK CENTER, INC	Inv# 1308648	BPO FORD PARTS	\$375.79		
113896	2023-08-02	TOM'S TRUCK CENTER, INC	Inv# 1308648	FREIGHT	\$27.00		
<b>Total for Check:</b> 113896						\$445.38	\$4,919.55
113897	2023-08-02	TROPICAL PLAZA NURSERY, INC.	Inv# 1803	ANNUAL LANDSCAPE MAINT	\$4,321.83		
<b>Total for Check:</b> 113897						\$4,321.83	\$5,521.83
113898	2023-08-02	Tan, Lo	Inv# JULY 2023 TRAVEL	7/18 and 7/27/23 travel	\$64.19		
<b>Total for Check:</b> 113898						\$64.19	\$64.19
113899	2023-08-02	UNITED PARCEL SERVICE	Inv# 0000X81601293	7/22/23	\$416.06		

# Orange County Water District

## Check Register

**Begin Date:** 2023-07-27

**End Date:** 2023-08-02

**Page:** 12

### Accounts Payable Check Register Presented for Board Ratification and/or Approval

Check No.	Date	Vendor Name	Invoice #	Purpose	Invoice Amount	Check Amount	FYTD
113899	2023-08-02	UNITED PARCEL SERVICE	Inv# 0000X81601303 7/29/23		\$73.37		
		<b>Total for Check:</b>	113899			\$489.43	\$837.08
113900	2023-08-02	UNIVAR SOLUTIONS USA	Inv# 51340722	7/25 12.742 ton caustic soda	\$11,972.39		
113900	2023-08-02	UNIVAR SOLUTIONS USA	Inv# 51340722		(\$239.45)		
113900	2023-08-02	UNIVAR SOLUTIONS USA	Inv# 51352219	7/26 23.505 ton sulfuric acid	\$5,829.24		
113900	2023-08-02	UNIVAR SOLUTIONS USA	Inv# 51352219		(\$116.58)		
113900	2023-08-02	UNIVAR SOLUTIONS USA	Inv# 51352221	7/26 23.401 ton sulfuric acid	\$5,803.45		
113900	2023-08-02	UNIVAR SOLUTIONS USA	Inv# 51352221		(\$116.07)		
		<b>Total for Check:</b>	113900			\$23,132.98	\$92,487.77
113901	2023-08-02	VANDERMOST CONSULTING SERVICES, INC.	Inv# 23447	Thru 6/30 wo#3 Prado Basin Rip	\$2,191.40		
		<b>Total for Check:</b>	113901			\$2,191.40	\$3,110.15
113902	2023-08-02	VERIZON WIRELESS	Inv# 9939844371	6/17-7/16/2023	\$2,539.46		
		<b>Total for Check:</b>	113902			\$2,539.46	\$2,539.46
113903	2023-08-02	VWR INTERNATIONAL LLC	Inv# 8813401678	Generated by reorder 6/9/23 1:	\$436.62		
		<b>Total for Check:</b>	113903			\$436.62	\$6,482.89
113904	2023-08-02	WATERS TECHNOLOGIES CORP.	Inv# 231057846	SUPPLIES	\$1,076.63		
		<b>Total for Check:</b>	113904			\$1,076.63	\$3,322.68
113905	2023-08-02	WIENHOFF DRUG TESTING	Inv# 114803	TESTING	\$120.00		
		<b>Total for Check:</b>	113905			\$120.00	\$120.00
113906	2023-08-02	XEROX FINANCIAL SERVICES	Inv# 4488102	BOARD ADMIN 06.27-07.26	\$962.44		
113906	2023-08-02	XEROX FINANCIAL SERVICES	Inv# 4488102	payment 05.27-06.26	\$962.44		
113906	2023-08-02	XEROX FINANCIAL SERVICES	Inv# 4488102	late fee	\$90.53		
113906	2023-08-02	XEROX FINANCIAL SERVICES	Inv# 4488102	equipment protection program	\$22.03		
113906	2023-08-02	XEROX FINANCIAL SERVICES	Inv# 4488102	equipment protection program	\$22.03		
		<b>Total for Check:</b>	113906			\$2,059.47	\$3,043.94
113907	2023-08-02	YAMAMOTO, LYNN	Inv# MEDICAL PREMIUM REFUND	Retiree Medical	\$122.10		
			Premium Refund				
		<b>Total for Check:</b>	113907			\$122.10	\$122.10
978148	2023-07-27	CALIFORNIA DEPARTMENT OF TAX & FEE ADMIN	Inv# 024-792532 Q2 FINAL	Use Tax Q2 Final 01010	\$2,164.00		
		<b>Total for Check:</b>	978148			\$2,164.00	\$2,164.00
978149	2023-07-31	WELLS FARGO BANK	Inv# AUGUST 1, 2023 ID6911	August 1, 2023 ID 6911	\$16,477.10		

# Orange County Water District

## Check Register

**Begin Date:** 2023-07-27

**End Date:** 2023-08-02

**Page:** 13

### Accounts Payable Check Register Presented for Board Ratification and/or Approval

Check No.	Date	Vendor Name	Invoice #	Purpose	Invoice Amount	Check Amount	FYTD
		<b>Total for Check:</b>	978149			\$16,477.10	\$1,919,098.76
978150	2023-08-01	PRUDENTIAL RETIREMENT SERVICE	Inv# AUGUST 1, 2023 401A	August 31, 2023 401a	\$6,521.87		
		<b>Total for Check:</b>	978150			\$6,521.87	\$591,279.30
978151	2023-08-01	PRUDENTIAL RETIREMENT	Inv# AUGUST 1, 2023 457B	August 1, 2023 457b	\$5,875.71		
		<b>Total for Check:</b>	978151			\$5,875.71	\$222,202.68
978152	2023-08-01	Skousen, Catherine	Inv# CK2310	FINAL PR CK#2310	\$3,341.97		
		<b>Total for Check:</b>	978152			\$3,341.97	\$7,695.24
978153	2023-08-01	Skousen, Catherine	Inv# CK#2311	Final PR CK#2311	\$4,353.27		
		<b>Total for Check:</b>	978153			\$4,353.27	\$7,695.24
978154	2023-08-02	U.S. BANK TRUST	Inv# COMM.PPR TAX68428ABZ0 8/2 tax68428ABZ0 8/2/23	Comm Paper	\$19,500.00		
		<b>Total for Check:</b>	978154			\$19,500.00	\$14,735,718.84
978155	2023-08-02	U.S. BANK TRUST	Inv# COMM.PPR TAX EXEMPT 8/2/2 exempt 68427MPW	Comm Paper tax	\$30,747.95		
		<b>Total for Check:</b>	978155			\$30,747.95	\$14,735,718.84
978156	2023-08-02	U.S. BANK TRUST	Inv# COMM.PPR TAX 08/02/23 08/02/23	COMM. PPR TAX	\$4,500,000.00		
		<b>Total for Check:</b>	978156			\$4,500,000.00	\$14,735,718.84
978159	2023-08-02	CITIBANK NA NEW YORK, ABA	Inv# 2007B SWAP 07/25-08/02/23	OCWD 2007B SWAP	\$823.22		
		<b>Total for Check:</b>	978159			\$823.22	\$12,777.56
978160	2023-08-02	U.S. BANK NA	Inv# OCWD 2003A 7/05-08/01/23 INTEREST	COP 2003A	\$216,595.44		
		<b>Total for Check:</b>	978160			\$216,595.44	\$489,206.95
<b>Run Date:</b> 8/2/2023					<b>\$5,341,436.45</b>	<b>\$5,341,436.45</b>	

# Orange County Water District

## Check Register

**Begin Date:** 2023-08-03

**End Date:** 2023-08-09

**Page:** 1

### Accounts Payable Check Register Presented for Board Ratification and/or Approval

Check No.	Date	Vendor Name	Invoice #	Purpose	Invoice Amount	Check Amount	FYTD
108775	2022-08-10	REALVNC LIMITED	Inv# INV00448598	Renew VNC Connect 15 Computers	(\$675.98)		
<b>Total for Check:</b> 108775						(\$675.98)	\$0.00
113908	2023-08-03	CITY OF WESTMINSTER	Inv# 2023 FALL SPONSORSHIP 2023	Gold Sponsorship	\$2,500.00		
<b>Total for Check:</b> 113908						\$2,500.00	\$2,500.00
113909	2023-08-03	CWEA	Inv# JLK FOR R.CAMACHO		\$95.00		
<b>Total for Check:</b> 113909						\$95.00	\$316.00
113910	2023-08-09	AECOM TECHNICAL SERVICES, INC.	Inv# 2000773134	5/27-6/30 North Basin RI & FS	\$1,679.15		
113910	2023-08-09	AECOM TECHNICAL SERVICES, INC.	Inv# 2000778201	5/27-6/23 PFAS IRWD OPA-1	\$4,122.50		
<b>Total for Check:</b> 113910						\$5,801.65	\$10,016.87
113911	2023-08-09	ABSOLUTE STANDARDS, INC.	Inv# 226098	SUPPLIES	\$760.75		
<b>Total for Check:</b> 113911						\$760.75	\$5,275.50
113912	2023-08-09	ACCO ENGINEERED SYSTEMS	Inv# 20429166	MF East AC1 New Compressor and	\$16,746.00		
113912	2023-08-09	ACCO ENGINEERED SYSTEMS	Inv# 20429166	MF East AC1 New Compressor and	\$13,666.28		
113912	2023-08-09	ACCO ENGINEERED SYSTEMS	Inv# 20429166	MF East AC1 New Compressor and	\$160.00		
113912	2023-08-09	ACCO ENGINEERED SYSTEMS	Inv# 20429166	MF East AC1 New Compressor and	\$150.00		
<b>Total for Check:</b> 113912						\$30,722.28	\$42,147.92
113913	2023-08-09	ADMINISTRATIVE PROFESSIONAL, THE	Inv# ADMIN SERVICE		\$89.00		
<b>Total for Check:</b> 113913						\$89.00	\$89.00
113914	2023-08-09	AGILENT TECHNOLOGIES, INC.	Inv# 126000767	SUPPLIES	\$1,290.20		
113914	2023-08-09	AGILENT TECHNOLOGIES, INC.	Inv# 126000767	SHIPPING	\$8.00		
113914	2023-08-09	AGILENT TECHNOLOGIES, INC.	Inv# 126016997		\$1,329.25		
113914	2023-08-09	AGILENT TECHNOLOGIES, INC.	Inv# 126016997		\$428.91		
113914	2023-08-09	AGILENT TECHNOLOGIES, INC.	Inv# 126016997		\$180.25		
113914	2023-08-09	AGILENT TECHNOLOGIES, INC.	Inv# 126016997		\$176.56		
113914	2023-08-09	AGILENT TECHNOLOGIES, INC.	Inv# 126016997		\$157.14		
113914	2023-08-09	AGILENT TECHNOLOGIES, INC.	Inv# 126016997		\$109.84		
113914	2023-08-09	AGILENT TECHNOLOGIES, INC.	Inv# 126016997		\$47.69		
<b>Total for Check:</b> 113914						\$3,727.84	\$11,740.04
113915	2023-08-09	AKESO OCCUPATIONAL HEALTH	Inv# EM000773	DOT PHYSICALS BPO	\$900.00		
113915	2023-08-09	AKESO OCCUPATIONAL HEALTH	Inv# EM000819	DOT PHYSICALS BPO	\$150.00		



# Orange County Water District

## Check Register

**Begin Date:** 2023-08-03

**End Date:** 2023-08-09

**Page:** 2

### Accounts Payable Check Register Presented for Board Ratification and/or Approval

Check No.	Date	Vendor Name	Invoice #	Purpose	Invoice Amount	Check Amount	FYTD
113915	2023-08-09	AKESO OCCUPATIONAL HEALTH	Inv# EM000827	DOT Physicals BPO	\$105.00		
<b>Total for Check:</b> 113915						\$1,155.00	\$1,155.00
113916	2023-08-09	ALTERNATIVE HOSE, INC.	Inv# 6056484	PARTS TO REPAIR TL-38	\$320.77		
<b>Total for Check:</b> 113916						\$320.77	\$402.70
113917	2023-08-09	AMAZON CAPITAL SERVICES, INC	Inv# 19WF-NFT7-HF7R	research center supplies	\$18.17		
113917	2023-08-09	AMAZON CAPITAL SERVICES, INC	Inv# 19WF-NFT7-HF7R	research center supplies	\$13.78		
113917	2023-08-09	AMAZON CAPITAL SERVICES, INC	Inv# 1JW3-6XVD-RDT4	REPLACES BPO# 516808	\$97.29		
113917	2023-08-09	AMAZON CAPITAL SERVICES, INC	Inv# 1JW3-6XVD-RDT4		\$13.10		
113917	2023-08-09	AMAZON CAPITAL SERVICES, INC	Inv# 1Q1D-39CG-7TKP	OFFICE SUPPLIES - S	\$46.07		
113917	2023-08-09	AMAZON CAPITAL SERVICES, INC	Inv# 1Q1D-39CG-7TKP	OFFICE SUPPLIES - S	\$19.68		
113917	2023-08-09	AMAZON CAPITAL SERVICES, INC	Inv# 1Q1D-39CG-7TKP	BRANDON			
113917	2023-08-09	AMAZON CAPITAL SERVICES, INC	Inv# 1Q1D-39CG-7TKP	SHIPPING	\$6.99		
113917	2023-08-09	AMAZON CAPITAL SERVICES, INC	Inv# 1XQG-C6P3-DF9W		\$32.59		
113917	2023-08-09	AMAZON CAPITAL SERVICES, INC	Inv# 1XQG-C6P3-DF9W		\$19.56		
<b>Total for Check:</b> 113917						\$267.23	\$3,769.17
113918	2023-08-09	APPLIED MEMBRANES INC.	Inv# 635271	Generated by reorder 7/5/23 10	\$321.75		
113918	2023-08-09	APPLIED MEMBRANES INC.	Inv# 635271	FREIGHT	\$29.13		
<b>Total for Check:</b> 113918						\$350.88	\$678.94
113919	2023-08-09	ARAMARK UNIFORM SERVICES	Inv# 5890242822	UNIFORM SERVICES	\$161.64		
113919	2023-08-09	ARAMARK UNIFORM SERVICES	Inv# 5890242823	UNIFORM SERVICES	\$321.46		
113919	2023-08-09	ARAMARK UNIFORM SERVICES	Inv# 5890242824	UNIFORM SERVICES	\$6.08		
113919	2023-08-09	ARAMARK UNIFORM SERVICES	Inv# 5890242825	UNIFORM SERVICES	\$195.44		
113919	2023-08-09	ARAMARK UNIFORM SERVICES	Inv# 5890242825	UNIFORM SERVICES	\$27.15		
113919	2023-08-09	ARAMARK UNIFORM SERVICES	Inv# 5890246187	UNIFORM SERVICES	\$161.64		
113919	2023-08-09	ARAMARK UNIFORM SERVICES	Inv# 5890246191	UNIFORM SERVICES	\$305.35		
113919	2023-08-09	ARAMARK UNIFORM SERVICES	Inv# 5890246194	UNIFORM SERVICES	\$6.08		
113919	2023-08-09	ARAMARK UNIFORM SERVICES	Inv# 5890246197	UNIFORM SERVICES	\$169.35		
113919	2023-08-09	ARAMARK UNIFORM SERVICES	Inv# 5890246197	UNIFORM SERVICES	\$34.39		
<b>Total for Check:</b> 113919						\$1,388.58	\$6,570.36
113920	2023-08-09	ASSI SECURITY	Inv# SD19523	Maint Agreement	\$300.00		
<b>Total for Check:</b> 113920						\$300.00	\$1,200.00
113921	2023-08-09	B & M LAWN & GARDEN CENTER	Inv# 602334	REPLACE BPO 511503	\$19.04		

# Orange County Water District

## Check Register

**Begin Date:** 2023-08-03

**End Date:** 2023-08-09

**Page:** 3

### Accounts Payable Check Register Presented for Board Ratification and/or Approval

Check No.	Date	Vendor Name	Invoice #	Purpose	Invoice Amount	Check Amount	FYTD
113921	2023-08-09	B & M LAWN & GARDEN CENTER	Inv# 602334		\$0.78		
		<b>Total for Check:</b>	113921			\$19.82	\$344.16
113922	2023-08-09	BC WIRE ROPE & RIGGING	Inv# 0371156-IN		\$1,660.18		
		<b>Total for Check:</b>	113922			\$1,660.18	\$3,471.79
113923	2023-08-09	BRENNTAG PACIFIC INC.	Inv# BPI361227	8/1 21.77 ton citric acid	\$65,342.65		
113923	2023-08-09	BRENNTAG PACIFIC INC.	Inv# BPI361227	discount	(\$1,306.85)		
		<b>Total for Check:</b>	113923			\$64,035.80	\$248,598.34
113924	2023-08-09	Barker, Zachary	Inv# JAN-JUN23	PHONE STIPEND	\$240.00		
		<b>Total for Check:</b>	113924			\$240.00	\$240.00
113925	2023-08-09	CAMBRIDGE ISOTOPE LABORATORIES	Inv# 01286748		\$1,098.37		
113925	2023-08-09	CAMBRIDGE ISOTOPE LABORATORIES	Inv# 01286748		\$636.19		
		<b>Total for Check:</b>	113925			\$1,734.56	\$6,035.62
113926	2023-08-09	CDN ISOTOPES INC.	Inv# 132477	SUPPLIES	\$445.00		
113926	2023-08-09	CDN ISOTOPES INC.	Inv# 132477	SUPPLIES	\$285.00		
113926	2023-08-09	CDN ISOTOPES INC.	Inv# 132477	SHIPPING	\$90.00		
		<b>Total for Check:</b>	113926			\$820.00	\$1,810.00
113927	2023-08-09	CDW GOVERNMENT, INC	Inv# KQ31724	Main firewall licenses renewal	\$14,587.26		
		<b>Total for Check:</b>	113927			\$14,587.26	\$14,587.26
113928	2023-08-09	CET ENGINEERING, INC.	Inv# 23600	haz waste compliance	\$3,240.00		
		<b>Total for Check:</b>	113928			\$3,240.00	\$3,240.00
113929	2023-08-09	CITY OF HUNTINGTON BEACH	Inv# 5386189_20230726	6/23-7/24/2023	\$46.95		
		<b>Total for Check:</b>	113929			\$46.95	\$86.62
113930	2023-08-09	COLE-PARMER INSTRUMENT CO.	Inv# 3493205	SUPPLIES	\$52.96		
113930	2023-08-09	COLE-PARMER INSTRUMENT CO.	Inv# 3493205	SURCHARGE	\$2.53		
		<b>Total for Check:</b>	113930			\$55.49	\$94.21
113931	2023-08-09	CONSTELLATION NEWENERGY INC.	Inv# 65805905401	6/2-7/3/2023	\$1,239,500.51		
113931	2023-08-09	CONSTELLATION NEWENERGY INC.	Inv# 65936386401	6/20-7/21/2023	\$8,166.47		
		<b>Total for Check:</b>	113931			\$1,247,666.98	\$1,251,267.47
113932	2023-08-09	CWEA	Inv# JLK FOR A.RIVERA (MEM)	CERTIFICATE RENEWAL	\$221.00		

# Orange County Water District

## Check Register

**Begin Date:** 2023-08-03

**End Date:** 2023-08-09

**Page:** 4

### Accounts Payable Check Register Presented for Board Ratification and/or Approval

Check No.	Date	Vendor Name	Invoice #	Purpose	Invoice Amount	Check Amount	FYTD
		<b>Total for Check:</b>	113932			\$221.00	\$316.00
113933	2023-08-09	DOPUDJA & WELLS CONSULTING INC	Inv# 1272	Thru 6/30 advisory consulting	\$1,005.00		
		<b>Total for Check:</b>	113933			\$1,005.00	\$1,005.00
113934	2023-08-09	DUNN EDWARDS	Inv# 2158265596	OPEN BPO FOR PAINT	\$75.61		
113934	2023-08-09	DUNN EDWARDS	Inv# 2158265599	OPEN BPO FOR PAINT	\$16.30		
113934	2023-08-09	DUNN EDWARDS	Inv# 5158009877	HVY DTY PLASTIC ROLLER TRAY	(\$5.81)		
		<b>Total for Check:</b>	113934			\$86.10	\$86.10
113935	2023-08-09	Dosier , Stephanie	Inv# DEC22-JUN23 STIPEND	12/10/22-6/9/23 phone stipends	\$240.00		
		<b>Total for Check:</b>	113935			\$240.00	\$240.00
113936	2023-08-09	ENVIRONMENTAL TRAINING AND	Inv# 40843	BPO SAFETY TRAINING	\$319.30		
		<b>Total for Check:</b>	113936			\$319.30	\$319.30
113937	2023-08-09	EUROFINS ENVIRONMENT TESTING SW LLC	Inv# 5700140344	BPO WATER ANALYSES	\$452.50		
		<b>Total for Check:</b>	113937			\$452.50	\$452.50
113938	2023-08-09	EXCELSIOR ELEVATOR	Inv# 33154	BPO ELEVATOR SERVICE	\$583.33		
113938	2023-08-09	EXCELSIOR ELEVATOR	Inv# 33154		(\$5.83)		
		<b>Total for Check:</b>	113938			\$577.50	\$1,160.83
113939	2023-08-09	FACTORY MOTOR PARTS	Inv# 11-1954761	Replacemnt CR164-263862	\$28.74		
113939	2023-08-09	FACTORY MOTOR PARTS	Inv# 12-5398500	BPO AUTO PARTS	\$446.53		
113939	2023-08-09	FACTORY MOTOR PARTS	Inv# 12-5398525	BPO AUTO PARTS	\$7.73		
113939	2023-08-09	FACTORY MOTOR PARTS	Inv# 164-263862	Credit INV 164-263694	(\$28.74)		
113939	2023-08-09	FACTORY MOTOR PARTS	Inv# 164-279731	BPO AUTO PARTS	\$58.55		
113939	2023-08-09	FACTORY MOTOR PARTS	Inv# 184-279737	BPO AUTO PARTS	\$97.85		
		<b>Total for Check:</b>	113939			\$610.66	\$1,344.36
113940	2023-08-09	FEDERAL EXPRESS CORPORATION	Inv# 8-206-81813	Package Delivery	\$93.85		
		<b>Total for Check:</b>	113940			\$93.85	\$1,651.80
113941	2023-08-09	FIRELINE BROADBAND	Inv# 92054	INTERNET SERVICE FOR PRADO	\$825.00		
		<b>Total for Check:</b>	113941			\$825.00	\$1,650.00
113942	2023-08-09	FISHER SCIENTIFIC CO.	Inv# 4087138	SUPPLIES	\$970.13		
113942	2023-08-09	FISHER SCIENTIFIC CO.	Inv# 4127285	SUPPLIES	\$485.07		
113942	2023-08-09	FISHER SCIENTIFIC CO.	Inv# 4167180		\$117.33		

# Orange County Water District

## Check Register

**Begin Date:** 2023-08-03

**End Date:** 2023-08-09

**Page:** 5

### Accounts Payable Check Register Presented for Board Ratification and/or Approval

Check No.	Date	Vendor Name	Invoice #	Purpose	Invoice Amount	Check Amount	FYTD
113942	2023-08-09	FISHER SCIENTIFIC CO.	Inv# 4167181		\$114.11		
113942	2023-08-09	FISHER SCIENTIFIC CO.	Inv# 4167182		\$123.63		
113942	2023-08-09	FISHER SCIENTIFIC CO.	Inv# 4246051		(\$16.50)		
<b>Total for Check:</b>		113942				\$1,793.77	\$44,898.72
113943	2023-08-09	FRONTIER COMMUNICATIONS	Inv# 714-964-1492_20230728	07/28-08/27/23	\$60.10		
<b>Total for Check:</b>		113943				\$60.10	\$6,818.27
113944	2023-08-09	FRONTIER COMMUNICATIONS	Inv# 714-965-1308_20230722	07/22-08/21/23	\$233.43		
<b>Total for Check:</b>		113944				\$233.43	\$6,818.27
113945	2023-08-09	FRONTIER COMMUNICATIONS	Inv# 714-378-3200_20230728	07/28-08/27/23	\$2,430.05		
<b>Total for Check:</b>		113945				\$2,430.05	\$6,818.27
113946	2023-08-09	FRUIT GROWERS LABORATORY INC	Inv# 308592A	BPO RADIOACTIVITY ANAYLSES	\$206.00		
113946	2023-08-09	FRUIT GROWERS LABORATORY INC	Inv# 308594A	BPO RADIOACTIVITY ANAYLSES	\$267.00		
113946	2023-08-09	FRUIT GROWERS LABORATORY INC	Inv# 308667A	BPO RADIOACTIVITY ANAYLSES	\$531.00		
<b>Total for Check:</b>		113946				\$1,004.00	\$14,441.00
113947	2023-08-09	GRAINGER INC.	Inv# 9753465138	Generated by reorder 6/23/23 8	\$82.73		
113947	2023-08-09	GRAINGER INC.	Inv# 9755741809	BPO INDUSTRIAL SUPPLIES	\$41.79		
113947	2023-08-09	GRAINGER INC.	Inv# 9756926813	BPO INDUSTRIAL SUPPLIES	\$299.82		
113947	2023-08-09	GRAINGER INC.	Inv# 9756926813	BPO INDUSTRIAL SUPPLIES	\$5.00		
<b>Total for Check:</b>		113947				\$429.34	\$25,200.09
113948	2023-08-09	HAMILTON COMPANY	Inv# INV-167905		\$2,566.50		
113948	2023-08-09	HAMILTON COMPANY	Inv# INV-167905		\$1,359.38		
<b>Total for Check:</b>		113948				\$3,925.88	\$3,925.88
113949	2023-08-09	HOME DEPOT CREDIT SERVICES	Inv# 0095331	BPO INDUSTRIAL SUPPLIES	\$132.96		
113949	2023-08-09	HOME DEPOT CREDIT SERVICES	Inv# 2041782	Credit INV5620224	(\$53.83)		
113949	2023-08-09	HOME DEPOT CREDIT SERVICES	Inv# 3095016	BPO INDUSTRIAL SUPPLIES	\$37.52		
113949	2023-08-09	HOME DEPOT CREDIT SERVICES	Inv# 4625534	BPO INDUSTRIAL SUPPLIES	\$146.44		
113949	2023-08-09	HOME DEPOT CREDIT SERVICES	Inv# 5071505	BPO INDUSTRIAL SUPPLIES	\$218.03		
113949	2023-08-09	HOME DEPOT CREDIT SERVICES	Inv# 5620224	BPO INDUSTRIAL SUPPLIES	\$175.54		
113949	2023-08-09	HOME DEPOT CREDIT SERVICES	Inv# 7542076	BPO INDUSTRIAL SUPPLIES	\$117.74		
113949	2023-08-09	HOME DEPOT CREDIT SERVICES	Inv# 7544119	BPO INDUSTRIAL SUPPLIES	\$261.51		

# Orange County Water District

## Check Register

**Begin Date:** 2023-08-03

**End Date:** 2023-08-09

**Page:** 6

### Accounts Payable Check Register Presented for Board Ratification and/or Approval

Check No.	Date	Vendor Name	Invoice #	Purpose	Invoice Amount	Check Amount	FYTD
113949	2023-08-09	HOME DEPOT CREDIT SERVICES	Inv# 9610106	BPO INDUSTRIAL SUPPLIES	\$83.92		
113949	2023-08-09	HOME DEPOT CREDIT SERVICES	Inv# 9635678	BPO INDUSTRIAL SUPPLIES	\$226.09		
<b>Total for Check:</b>		113949				\$1,345.92	\$2,914.98
113950	2023-08-09	Hutchinson, Adam	Inv# AUGUST 1-3, 2023 TRAVEL	8/1-3/23 FIRO travel	\$189.77		
<b>Total for Check:</b>		113950				\$189.77	\$189.77
113951	2023-08-09	IMPERIAL SPRINKLER SUPPLY, INC.	Inv# 0011926819-001	BPO LANDSCAPE SUPPLIES	\$155.16		
113951	2023-08-09	IMPERIAL SPRINKLER SUPPLY, INC.	Inv# 0011926819-001	Discount	(\$2.88)		
113951	2023-08-09	IMPERIAL SPRINKLER SUPPLY, INC.	Inv# 0011996112-002	BPO LANDSCAPE SUPPLIES	\$193.51		
113951	2023-08-09	IMPERIAL SPRINKLER SUPPLY, INC.	Inv# 0011996112-002	DISCOUNT	(\$3.59)		
<b>Total for Check:</b>		113951				\$342.20	\$705.96
113952	2023-08-09	INNOVATIVE CONSTRUCTION SOLUTIONS	Inv# 22-1012-15	Prog.Pmt#8 IRWD-2021-01	\$70,713.25		
<b>Total for Check:</b>		113952				\$70,713.25	\$70,713.25
113953	2023-08-09	INTERA INCORPORATED	Inv# 06-23-23	Jun23 Alamitos GAP grndwtr.mod	\$9,425.00		
<b>Total for Check:</b>		113953				\$9,425.00	\$50,472.50
113954	2023-08-09	IRVINE PIPE & SUPPLY CO	Inv# S115320201.001	Generated by reorder 4/5/23 9:	\$3,994.98		
113954	2023-08-09	IRVINE PIPE & SUPPLY CO	Inv# S115320201.001	Generated by reorder 4/5/23 9:	\$1,244.07		
113954	2023-08-09	IRVINE PIPE & SUPPLY CO	Inv# S115320201.001	Generated by reorder 4/5/23 9:	\$564.76		
113954	2023-08-09	IRVINE PIPE & SUPPLY CO	Inv# S115320201.001	S&H	\$27.20		
113954	2023-08-09	IRVINE PIPE & SUPPLY CO	Inv# S115320201.001	Discount	(\$106.74)		
<b>Total for Check:</b>		113954				\$5,724.27	\$12,095.80
113955	2023-08-09	JOE A. GONSALVES AND SON	Inv# 160856	Jul23 legis.support/SACTO	\$8,000.00		
<b>Total for Check:</b>		113955				\$8,000.00	\$8,000.00
113956	2023-08-09	JOHNSON, BONNIE	Inv# 6	May23 Natural Resources	\$853.10		
113956	2023-08-09	JOHNSON, BONNIE	Inv# 7	Jun23 Natural Resources	\$469.20		
<b>Total for Check:</b>		113956				\$1,322.30	\$1,919.47
113957	2023-08-09	Kovacevic, Janice	Inv# AUGUST 6, 2023 SUPPLIES	8/6/23 supplies	\$115.25		
<b>Total for Check:</b>		113957				\$115.25	\$1,147.35
113958	2023-08-09	LANCE, SOLL & LUNGHARD, LLP	Inv# 57943	2022 pension & MPP	\$1,189.00		
<b>Total for Check:</b>		113958				\$1,189.00	\$1,189.00

# Orange County Water District

## Check Register

**Begin Date:** 2023-08-03

**End Date:** 2023-08-09

**Page:** 7

### Accounts Payable Check Register Presented for Board Ratification and/or Approval

Check No.	Date	Vendor Name	Invoice #	Purpose	Invoice Amount	Check Amount	FYTD
113959	2023-08-09	LARSON O'BRIEN LLP	Inv# 17050	May-Jun23 legal/South Basin	\$770.00		
<b>Total for Check:</b> 113959						\$770.00	\$770.00
113960	2023-08-09	LHOIST NORTH AMERICA	Inv# 1102317223	7/16 (2) 26.19 & 25.15 tons	\$20,946.72		
113960	2023-08-09	LHOIST NORTH AMERICA	Inv# 1102316794	7/11(2) 24.90 & 25.52 tons lim	\$20,571.37		
<b>Total for Check:</b> 113960						\$41,518.09	\$236,721.60
113961	2023-08-09	LIFE TECHNOLOGIES CORP	Inv# NUMBER83482722	SUPPLIES	\$516.78		
113961	2023-08-09	LIFE TECHNOLOGIES CORP	Inv# NUMBER83482722	Handling	\$61.99		
<b>Total for Check:</b> 113961						\$578.77	\$5,061.95
113962	2023-08-09	LILLESTRAND LEADERSHIP CONSULTING	Inv# 7846	7/6,7/11-12 leadership consult	\$2,187.50		
<b>Total for Check:</b> 113962						\$2,187.50	\$2,187.50
113963	2023-08-09	MCFADDEN-DALE HARDWARE CO.	Inv# 5209255	BPO INDUSTRIAL SUPPLIES	\$526.36		
113963	2023-08-09	MCFADDEN-DALE HARDWARE CO.	Inv# 5209255	Discount	(\$14.66)		
113963	2023-08-09	MCFADDEN-DALE HARDWARE CO.	Inv# 5211515	BPO INDUSTRIAL SUPPLIES	\$438.00		
113963	2023-08-09	MCFADDEN-DALE HARDWARE CO.	Inv# 5211515	Discount	(\$12.20)		
113963	2023-08-09	MCFADDEN-DALE HARDWARE CO.	Inv# 5211735	BPO INDUSTRIAL SUPPLIES	\$109.37		
113963	2023-08-09	MCFADDEN-DALE HARDWARE CO.	Inv# 5211735	Discount	(\$3.05)		
<b>Total for Check:</b> 113963						\$1,043.82	\$2,029.89
113965	2023-08-09	MCMaster-CARR SUPPLY COMPANY	Inv# 11999341	BPO INDUSTRIAL SUPPLIES	\$119.97		
113965	2023-08-09	MCMaster-CARR SUPPLY COMPANY	Inv# 11999341	Shipping	\$8.56		
113965	2023-08-09	MCMaster-CARR SUPPLY COMPANY	Inv# 11999341	Discount	(\$2.40)		
113965	2023-08-09	MCMaster-CARR SUPPLY COMPANY	Inv# 12019775	Materials to Modify 510 West H	\$1,330.58		
113965	2023-08-09	MCMaster-CARR SUPPLY COMPANY	Inv# 12019775	Materials to Modify 510 West H	\$332.64		
113965	2023-08-09	MCMaster-CARR SUPPLY COMPANY	Inv# 12019775	Materials to Modify 510 West H	\$158.23		
113965	2023-08-09	MCMaster-CARR SUPPLY COMPANY	Inv# 12019775	Materials to Modify 510 West H	\$44.70		
113965	2023-08-09	MCMaster-CARR SUPPLY COMPANY	Inv# 12019775	Materials to Modify 510 West H	\$41.11		

# Orange County Water District

## Check Register

**Begin Date:** 2023-08-03

**End Date:** 2023-08-09

**Page:** 8

### Accounts Payable Check Register Presented for Board Ratification and/or Approval

Check No.	Date	Vendor Name	Invoice #	Purpose	Invoice Amount	Check Amount	FYTD
113965	2023-08-09	MCMaster-CARR SUPPLY COMPANY	Inv# 12019775	Materials to Modify 510 West H	\$37.52		
113965	2023-08-09	MCMaster-CARR SUPPLY COMPANY	Inv# 12019775	Shipping	\$21.75		
113965	2023-08-09	MCMaster-CARR SUPPLY COMPANY	Inv# 12019775	Discount	(\$38.90)		
<b>Total for Check:</b> 113965						\$2,053.76	\$4,025.85
113968	2023-08-09	MOBILE FIRE EXTINGUISHERS	Inv# 111431	Annual Fire Extinguisher Inspe	\$1,935.75		
113968	2023-08-09	MOBILE FIRE EXTINGUISHERS	Inv# 111431	Annual Fire Extinguisher Inspe	\$1,188.00		
113968	2023-08-09	MOBILE FIRE EXTINGUISHERS	Inv# 111431	Annual Fire Extinguisher Inspe	\$1,092.00		
113968	2023-08-09	MOBILE FIRE EXTINGUISHERS	Inv# 111431	Annual Fire Extinguisher Inspe	\$647.06		
113968	2023-08-09	MOBILE FIRE EXTINGUISHERS	Inv# 111431	Annual Fire Extinguisher Inspe	\$522.50		
113968	2023-08-09	MOBILE FIRE EXTINGUISHERS	Inv# 111431	Annual Fire Extinguisher Inspe	\$227.50		
113968	2023-08-09	MOBILE FIRE EXTINGUISHERS	Inv# 111431	Annual Fire Extinguisher Inspe	\$217.50		
113968	2023-08-09	MOBILE FIRE EXTINGUISHERS	Inv# 111431	Annual Fire Extinguisher Inspe	\$180.00		
113968	2023-08-09	MOBILE FIRE EXTINGUISHERS	Inv# 111431	Annual Fire Extinguisher Inspe	\$152.25		
113968	2023-08-09	MOBILE FIRE EXTINGUISHERS	Inv# 111431	Annual Fire Extinguisher Inspe	\$80.00		
113968	2023-08-09	MOBILE FIRE EXTINGUISHERS	Inv# 111431	Annual Fire Extinguisher Inspe	\$72.00		
113968	2023-08-09	MOBILE FIRE EXTINGUISHERS	Inv# 111431	Annual Fire Extinguisher Inspe	\$70.00		
113968	2023-08-09	MOBILE FIRE EXTINGUISHERS	Inv# 111431	Annual Fire Extinguisher Inspe	\$55.00		
113968	2023-08-09	MOBILE FIRE EXTINGUISHERS	Inv# 111431	Annual Fire Extinguisher Inspe	\$45.00		
113968	2023-08-09	MOBILE FIRE EXTINGUISHERS	Inv# 111431	Annual Fire Extinguisher Inspe	\$45.00		
113968	2023-08-09	MOBILE FIRE EXTINGUISHERS	Inv# 111431	Annual Fire Extinguisher Inspe	\$45.00		
113968	2023-08-09	MOBILE FIRE EXTINGUISHERS	Inv# 111431	Annual Fire Extinguisher Inspe	\$40.00		
113968	2023-08-09	MOBILE FIRE EXTINGUISHERS	Inv# 111431	Annual Fire Extinguisher Inspe	\$24.00		
113968	2023-08-09	MOBILE FIRE EXTINGUISHERS	Inv# 111431	Annual Fire Extinguisher Inspe	\$24.00		
113968	2023-08-09	MOBILE FIRE EXTINGUISHERS	Inv# 111431	Annual Fire Extinguisher Inspe	\$17.50		
113968	2023-08-09	MOBILE FIRE EXTINGUISHERS	Inv# 111431	Annual Fire Extinguisher Inspe	\$12.00		
113968	2023-08-09	MOBILE FIRE EXTINGUISHERS	Inv# 111431	Annual Fire Extinguisher Inspe	\$12.00		
113968	2023-08-09	MOBILE FIRE EXTINGUISHERS	Inv# 111431	Annual Fire Extinguisher Inspe	\$12.00		
113968	2023-08-09	MOBILE FIRE EXTINGUISHERS	Inv# 111431	Annual Fire Extinguisher Inspe	\$12.00		
113968	2023-08-09	MOBILE FIRE EXTINGUISHERS	Inv# 111431	Annual Fire Extinguisher Inspe	\$110.00		
113968	2023-08-09	MOBILE FIRE EXTINGUISHERS	Inv# 111431	Annual Fire Extinguisher Inspe	\$100.00		

# Orange County Water District

## Check Register

**Begin Date:** 2023-08-03

**End Date:** 2023-08-09

**Page:** 9

### Accounts Payable Check Register Presented for Board Ratification and/or Approval

Check No.	Date	Vendor Name	Invoice #	Purpose	Invoice Amount	Check Amount	FYTD
<b>Total for Check:</b>		113968				\$6,938.06	\$6,938.06
113969	2023-08-09	MOTION INDUSTRIES, INC.	Inv# CA11-00773319	TrueFlex V-Belt 4L210. MI # 00	\$51.77		
113969	2023-08-09	MOTION INDUSTRIES, INC.	Inv# CA11-00773319	Freight	\$25.91		
113969	2023-08-09	MOTION INDUSTRIES, INC.	Inv# CA11-00773319	Discount	(\$0.48)		
<b>Total for Check:</b>		113969				\$77.20	\$77.20
113970	2023-08-09	MSDSonline, INC.	Inv# 287231	9/1/2023-8/31/2026	\$3,543.13		
113970	2023-08-09	MSDSonline, INC.	Inv# 287231	Fax Back Svc	\$450.00		
<b>Total for Check:</b>		113970				\$3,993.13	\$3,993.13
113971	2023-08-09	MUNICIPAL WATER DISTRICT OF OC	Inv# 11198		\$295,065.15		
<b>Total for Check:</b>		113971				\$295,065.15	\$1,099,496.53
113972	2023-08-09	O'Toole, Kevin	Inv# AUGUST 1-2, 2023 TRAVEL	8/1-2/23 FIRO travel	\$138.50		
<b>Total for Check:</b>		113972				\$138.50	\$138.50
113974	2023-08-09	OLIN CHLOR ALKALI PRODUCTS	Inv# 900294794	7/10 4936 gal s.hypochlorite	\$10,631.91		
113974	2023-08-09	OLIN CHLOR ALKALI PRODUCTS	Inv# 900295087	7/10 4948 gal s.hypochlorite	\$10,657.76		
113974	2023-08-09	OLIN CHLOR ALKALI PRODUCTS	Inv# 900295088	7/10 4908 gal s.hypochlorite	\$10,571.61		
113974	2023-08-09	OLIN CHLOR ALKALI PRODUCTS	Inv# 900295586	7/11 4954 gal s.hypochlorite	\$10,670.69		
113974	2023-08-09	OLIN CHLOR ALKALI PRODUCTS	Inv# 900295587	7/11 4940 gal s.hypochlorite	\$10,640.53		
113974	2023-08-09	OLIN CHLOR ALKALI PRODUCTS	Inv# 900295588	7/11 3978 gal s.hypochlorite	\$8,568.43		
113974	2023-08-09	OLIN CHLOR ALKALI PRODUCTS	Inv# 900296602	7/13 5008 gal s.hypochlorite	\$10,787.00		
113974	2023-08-09	OLIN CHLOR ALKALI PRODUCTS	Inv# 900296604	7/13 4918 gal s.hypochlorite	\$10,593.14		
113974	2023-08-09	OLIN CHLOR ALKALI PRODUCTS	Inv# 900296605	7/13 4966 gal s.hypochlorite	\$10,696.53		
113974	2023-08-09	OLIN CHLOR ALKALI PRODUCTS	Inv# 900297047	7/14 4936 gal s.hypochlorite	\$10,631.91		
113974	2023-08-09	OLIN CHLOR ALKALI PRODUCTS	Inv# 900297277	7/14 4676 gal s.hypochlorite	\$10,071.89		
113974	2023-08-09	OLIN CHLOR ALKALI PRODUCTS	Inv# 900297278	7/14 4926 gal s.hypochlorite	\$10,610.37		
113974	2023-08-09	OLIN CHLOR ALKALI PRODUCTS	Inv# 900297279	7/14 4894 gal s.hypochlorite	\$10,541.45		
113974	2023-08-09	OLIN CHLOR ALKALI PRODUCTS	Inv# 900297477	7/15 4986 gal s.hypochlorite	\$10,739.61		
113974	2023-08-09	OLIN CHLOR ALKALI PRODUCTS	Inv# 900297478	7/15 4930 gal s.hypochlorite	\$10,618.99		
113974	2023-08-09	OLIN CHLOR ALKALI PRODUCTS	Inv# 900297479	7/15 4970 gal s.hypochlorite	\$10,705.15		
113974	2023-08-09	OLIN CHLOR ALKALI PRODUCTS	Inv# 900297480	7/15 4970 gal s.hypochlorite	\$10,705.15		
113974	2023-08-09	OLIN CHLOR ALKALI PRODUCTS	Inv# 900296603	7/13 4946 gal s.hypochlorite	\$10,653.46		
<b>Total for Check:</b>		113974				\$189,095.58	\$940,808.12
113975	2023-08-09	ONESOURCE DISTRIBUTORS INC.	Inv# S7274661.001	OCAL 3/4 inch 90Deg Seal-Tight	\$913.01		



# Orange County Water District

## Check Register

**Begin Date:** 2023-08-03

**End Date:** 2023-08-09

**Page:** 10

### Accounts Payable Check Register Presented for Board Ratification and/or Approval

Check No.	Date	Vendor Name	Invoice #	Purpose	Invoice Amount	Check Amount	FYTD
113975	2023-08-09	ONESOURCE DISTRIBUTORS INC.	Inv# S7274661.001	OCAL 3/4 inch 90Deg Seal-Tight	\$108.73		
113975	2023-08-09	ONESOURCE DISTRIBUTORS INC.	Inv# S7274661.001	Discount	(\$9.40)		
<b>Total for Check: 113975</b>						<b>\$1,012.34</b>	<b>\$18,137.94</b>
113976	2023-08-09	ORANGE COUNTY CONSERVATION CORPS	Inv# 30TH ANNIVERSARY		\$5,000.00		
<b>Total for Check: 113976</b>						<b>\$5,000.00</b>	<b>\$7,798.33</b>
113977	2023-08-09	PACIFIC OFFICE AUTOMATION	Inv# 290479	BPO KONICA SERVICE	\$60.61		
<b>Total for Check: 113977</b>						<b>\$60.61</b>	<b>\$323.90</b>
113978	2023-08-09	PAPER RECYCLING & SHREDDING SPECIALIST	Inv# 550816	PAPER & RECYCLING SHREDDING	\$288.00		
<b>Total for Check: 113978</b>						<b>\$288.00</b>	<b>\$288.00</b>
113979	2023-08-09	PHENOMENEX INC.	Inv# CIUS-23049847	SUPPLIES	\$1,073.36		
113979	2023-08-09	PHENOMENEX INC.	Inv# CIUS-23049847	Shipping	\$34.07		
113979	2023-08-09	PHENOMENEX INC.	Inv# CIUS-23049847	Discount	(\$20.42)		
<b>Total for Check: 113979</b>						<b>\$1,087.01</b>	<b>\$7,413.71</b>
113980	2023-08-09	Patel, Mehul	Inv# AUGUST 2, 2023 TRAVEL	8/2/23 CAF travel	\$10.00		
<b>Total for Check: 113980</b>						<b>\$10.00</b>	<b>\$791.81</b>
113981	2023-08-09	QUINN COMPANY	Inv# PC830412930	Generated by reorder 7/5/23 10	\$71.58		
113981	2023-08-09	QUINN COMPANY	Inv# PC830412930	Generated by reorder 7/5/23 10	\$44.85		
113981	2023-08-09	QUINN COMPANY	Inv# PC830413006	BPO EQUIPMENT & SUPPLIES	\$535.08		
113981	2023-08-09	QUINN COMPANY	Inv# PC830413006	MISC CHARGES	\$4.00		
<b>Total for Check: 113981</b>						<b>\$655.51</b>	<b>\$1,043,991.40</b>
113982	2023-08-09	RAYMOND HANDLING SOLUTIONS	Inv# W11618840	BPO FORKLIFT SERVICE	\$117.00		
113982	2023-08-09	RAYMOND HANDLING SOLUTIONS	Inv# W11619254	BPO FORKLIFT SERVICE	\$79.00		
113982	2023-08-09	RAYMOND HANDLING SOLUTIONS	Inv# W11619257	BPO FORKLIFT SERVICE	\$117.00		
113982	2023-08-09	RAYMOND HANDLING SOLUTIONS	Inv# W11619493	BPO FORKLIFT SERVICE	\$79.00		
113982	2023-08-09	RAYMOND HANDLING SOLUTIONS	Inv# W11619615	BPO FORKLIFT SERVICE	\$117.00		
113982	2023-08-09	RAYMOND HANDLING SOLUTIONS	Inv# W11619616	BPO FORKLIFT SERVICE	\$79.00		
<b>Total for Check: 113982</b>						<b>\$588.00</b>	<b>\$588.00</b>
113983	2023-08-09	SHEAKLEY WORKFORCE MGMT SVCS LLC.	Inv# FLEX00019858	FSA Fees June 2023	\$226.60		
<b>Total for Check: 113983</b>						<b>\$226.60</b>	<b>\$449.50</b>
113984	2023-08-09	SIDEPATH INC.	Inv# 19843	Replacement computers	\$13,648.13		

# Orange County Water District

## Check Register

**Begin Date:** 2023-08-03

**End Date:** 2023-08-09

**Page:** 11

### Accounts Payable Check Register Presented for Board Ratification and/or Approval

Check No.	Date	Vendor Name	Invoice #	Purpose	Invoice Amount	Check Amount	FYTD
113984	2023-08-09	SIDEPATH INC.	Inv# 19843	Replacement computers	\$2,600.43		
113984	2023-08-09	SIDEPATH INC.	Inv# 19843		\$50.00		
<b>Total for Check: 113984</b>						<b>\$16,298.56</b>	<b>\$16,298.56</b>
113985	2023-08-09	SOUTHERN COUNTIES LUBRICANTS, LLC	Inv# 186985	BPO OIL/LUBRICANTS	\$149.80		
<b>Total for Check: 113985</b>						<b>\$149.80</b>	<b>\$3,921.48</b>
113986	2023-08-09	SPARKLETTS DS WATER OF AMERICA LP	Inv# 4076005071523	BPO WATER DELIVERY	\$423.04		
113986	2023-08-09	SPARKLETTS DS WATER OF AMERICA LP	Inv# 4076005071523	BPO WATER DELIVERY	\$197.51		
113986	2023-08-09	SPARKLETTS DS WATER OF AMERICA LP	Inv# 4076005071523	BPO WATER DELIVERY	\$23.94		
<b>Total for Check: 113986</b>						<b>\$644.49</b>	<b>\$1,445.98</b>
113988	2023-08-09	STAPLES ADVANTAGE	Inv# 3542015511	Generated by reorder 6/23/23 8	\$285.27		
113988	2023-08-09	STAPLES ADVANTAGE	Inv# 3542015511	Generated by reorder 6/23/23 8	\$241.10		
113988	2023-08-09	STAPLES ADVANTAGE	Inv# 3542015511	Generated by reorder 6/23/23 8	\$203.87		
113988	2023-08-09	STAPLES ADVANTAGE	Inv# 3542015511	Generated by reorder 6/23/23 8	\$185.87		
113988	2023-08-09	STAPLES ADVANTAGE	Inv# 3542015511	Generated by reorder 6/23/23 8	\$137.37		
113988	2023-08-09	STAPLES ADVANTAGE	Inv# 3542015511	Generated by reorder 6/23/23 8	\$122.19		
113988	2023-08-09	STAPLES ADVANTAGE	Inv# 3542015511	Generated by reorder 6/23/23 8	\$119.34		
113988	2023-08-09	STAPLES ADVANTAGE	Inv# 3542015511	Generated by reorder 6/23/23 8	\$117.43		
113988	2023-08-09	STAPLES ADVANTAGE	Inv# 3542015511	Generated by reorder 6/23/23 8	\$107.63		
113988	2023-08-09	STAPLES ADVANTAGE	Inv# 3542015511	Generated by reorder 6/23/23 8	\$106.47		
113988	2023-08-09	STAPLES ADVANTAGE	Inv# 3542015511	Generated by reorder 6/23/23 8	\$86.98		
113988	2023-08-09	STAPLES ADVANTAGE	Inv# 3542015511	Generated by reorder 6/23/23 8	\$74.71		
113988	2023-08-09	STAPLES ADVANTAGE	Inv# 3542015511	Generated by reorder 6/23/23 8	\$10.65		
113988	2023-08-09	STAPLES ADVANTAGE	Inv# 3542015511	Generated by reorder 6/23/23 8	\$10.65		
<b>Total for Check: 113988</b>						<b>\$1,809.53</b>	<b>\$3,460.95</b>
113989	2023-08-09	SUNSET INDUSTRIAL PARTS	Inv# INV61198	2.5in SS Ball Valves for Lime	\$3,667.46		
113989	2023-08-09	SUNSET INDUSTRIAL PARTS	Inv# INV61198	DISOCUNT	(\$33.72)		
<b>Total for Check: 113989</b>						<b>\$3,633.74</b>	<b>\$5,203.02</b>
113990	2023-08-09	SUPERIOR SWEEPING LTD.	Inv# 377-0723	BPO STREET SWEEPING	\$495.00		
<b>Total for Check: 113990</b>						<b>\$495.00</b>	<b>\$990.00</b>
113991	2023-08-09	TANKNOLOGY, INC.	Inv# 1849476	TANK INSPECTIONS	\$213.50		

# Orange County Water District

## Check Register

**Begin Date:** 2023-08-03

**End Date:** 2023-08-09

**Page:** 12

### Accounts Payable Check Register Presented for Board Ratification and/or Approval

Check No.	Date	Vendor Name	Invoice #	Purpose	Invoice Amount	Check Amount	FYTD
		<b>Total for Check:</b>	113991			\$213.50	\$427.00
113992	2023-08-09	THE BEE MAN	Inv# 124026	BPO BEE REMOVAL	\$195.00		
		<b>Total for Check:</b>	113992			\$195.00	\$390.00
113993	2023-08-09	U.S. SAFETY & SUPPLY COMPANY	Inv# HQ1448326	Generated by reorder 7/13/23 1	\$407.81		
113993	2023-08-09	U.S. SAFETY & SUPPLY COMPANY	Inv# HQ1448326	SHIPPING	\$25.00		
113993	2023-08-09	U.S. SAFETY & SUPPLY COMPANY	Inv# HQ1448326	DISCOUNT	(\$3.75)		
		<b>Total for Check:</b>	113993			\$429.06	\$429.06
113994	2023-08-09	UTILIQUEST LLC	Inv# 326434-Q	UNDERGROUND ALERTS	\$1,685.15		
		<b>Total for Check:</b>	113994			\$1,685.15	\$12,676.85
113995	2023-08-09	VWR INTERNATIONAL LLC	Inv# 8813426048	SUPPLIES	\$704.17		
113995	2023-08-09	VWR INTERNATIONAL LLC	Inv# 8813445331	R&D lab supplies	\$23.23		
113995	2023-08-09	VWR INTERNATIONAL LLC	Inv# 8813445332	SUPPLIES	\$650.73		
113995	2023-08-09	VWR INTERNATIONAL LLC	Inv# 8813445332	SUPPLIES	\$202.29		
113995	2023-08-09	VWR INTERNATIONAL LLC	Inv# 8813447830	Hydrochloric Acid 1% in Aqueou	\$163.78		
113995	2023-08-09	VWR INTERNATIONAL LLC	Inv# 8813465689	Generated by reorder 6/9/23 1:	\$4,381.32		
		<b>Total for Check:</b>	113995			\$6,125.52	\$12,608.41
113996	2023-08-09	WASTE MANAGEMENT CORPORATE SERVICES INC	Inv# 1025182-4946-5	08/01-08/31/2023	\$205.51		
		<b>Total for Check:</b>	113996			\$205.51	\$411.02
113997	2023-08-09	WATER REPLENISHMENT DISTRICT	Inv# 001-2304 REVISED		\$193,517.70		
		<b>Total for Check:</b>	113997			\$193,517.70	\$193,517.70
113998	2023-08-09	WATERS TECHNOLOGIES CORP.	Inv# 231060104	SUPPLIES	\$3,213.56		
113998	2023-08-09	WATERS TECHNOLOGIES CORP.	Inv# 231060104	FREIGHT	\$92.80		
		<b>Total for Check:</b>	113998			\$3,306.36	\$6,629.04
114000	2023-08-09	WELLINGTON LABORATORIES LLC	Inv# 23-1781	SUPPLIES	\$1,000.00		
114000	2023-08-09	WELLINGTON LABORATORIES LLC	Inv# 23-1781	SUPPLIES	\$650.00		
114000	2023-08-09	WELLINGTON LABORATORIES LLC	Inv# 23-1781	SUPPLIES	\$650.00		
114000	2023-08-09	WELLINGTON LABORATORIES LLC	Inv# 23-1781	SUPPLIES	\$650.00		
114000	2023-08-09	WELLINGTON LABORATORIES LLC	Inv# 23-1781	SUPPLIES	\$600.00		
114000	2023-08-09	WELLINGTON LABORATORIES LLC	Inv# 23-1781	SUPPLIES	\$550.00		
114000	2023-08-09	WELLINGTON LABORATORIES LLC	Inv# 23-1781	SUPPLIES	\$550.00		
114000	2023-08-09	WELLINGTON LABORATORIES LLC	Inv# 23-1781	SUPPLIES	\$550.00		

# Orange County Water District

## Check Register

**Begin Date:** 2023-08-03

**End Date:** 2023-08-09

**Page:** 13

### Accounts Payable Check Register Presented for Board Ratification and/or Approval

Check No.	Date	Vendor Name	Invoice #	Purpose	Invoice Amount	Check Amount	FYTD
114000	2023-08-09	WELLINGTON LABORATORIES LLC	Inv# 23-1781	SUPPLIES	\$500.00		
114000	2023-08-09	WELLINGTON LABORATORIES LLC	Inv# 23-1781	SUPPLIES	\$500.00		
114000	2023-08-09	WELLINGTON LABORATORIES LLC	Inv# 23-1781	SUPPLIES	\$500.00		
114000	2023-08-09	WELLINGTON LABORATORIES LLC	Inv# 23-1781	SUPPLIES	\$500.00		
114000	2023-08-09	WELLINGTON LABORATORIES LLC	Inv# 23-1781	SUPPLIES	\$475.00		
114000	2023-08-09	WELLINGTON LABORATORIES LLC	Inv# 23-1781	SUPPLIES	\$400.00		
114000	2023-08-09	WELLINGTON LABORATORIES LLC	Inv# 23-1781	SUPPLIES	\$400.00		
114000	2023-08-09	WELLINGTON LABORATORIES LLC	Inv# 23-1781	SUPPLIES	\$350.00		
114000	2023-08-09	WELLINGTON LABORATORIES LLC	Inv# 23-1781	AIR FREIGHT	\$175.00		
<b>Total for Check:</b>		114000				\$9,000.00	\$16,400.00
978161	2023-08-08	WELLS FARGO BANK	Inv# AUGUST 09, 2023 ID 6527	August 9, 23 PR16	\$48,403.27		
<b>Total for Check:</b>		978161	ID6527			\$48,403.27	\$2,844,747.81
978162	2023-08-08	WELLS FARGO BANK	Inv# AUGUST 09, 2023 ID 6911	August 9, 23 PR#16	\$874,728.10		
<b>Total for Check:</b>		978162	ID6911			\$874,728.10	\$2,844,747.81
978163	2023-08-08	WELLS FARGO BANK	Inv# AUGUST 09, 2023 GARNABF	Aug. 9, 23 PR16	\$2,517.68		
<b>Total for Check:</b>		978163	GRNABF			\$2,517.68	\$2,844,747.81
978164	2023-08-09	PRUDENTIAL RETIREMENT SERVICE	Inv# AUGUST 9, 2023 401A	Aug. 9, 23 PR#16 401a	\$235,769.58		
<b>Total for Check:</b>		978164				\$235,769.58	\$827,048.88
978165	2023-08-09	PRUDENTIAL RETIREMENT	Inv# AUGUST 9, 2023 457B	Aug. 9, 2023 PR#16 457b	\$89,686.30		
<b>Total for Check:</b>		978165				\$89,686.30	\$311,888.98
<b>Run Date:</b> 8/8/2023					<b>\$3,534,785.96</b>	<b>\$3,534,785.96</b>	

# Orange County Water District

## Check Register

**Begin Date:** 2023-08-10

**End Date:** 2023-08-16

**Page:** 1

### Accounts Payable Check Register Presented for Board Ratification and/or Approval

Check No.	Date	Vendor Name	Invoice #	Purpose	Invoice Amount	Check Amount	FYTD
114002	2023-08-16	STAPLES ADVANTAGE	Inv# 3542208483	Generated by reorder 6/23/23 8	\$10.65		
114002	2023-08-16	STAPLES ADVANTAGE	Inv# 3542912763	Generated by reorder 6/23/23 8	\$22.73		
114002	2023-08-16	STAPLES ADVANTAGE	Inv# 3542912763	Generated by reorder 6/23/23 8	\$22.73		
114002	2023-08-16	STAPLES ADVANTAGE	Inv# 3542981770	OFFICE SUPPLIES	\$166.38		
114002	2023-08-16	STAPLES ADVANTAGE	Inv# 3543050448	Office supplies	\$88.72		
114002	2023-08-16	STAPLES ADVANTAGE	Inv# 3543205002	R&D supplies	\$30.44		
114002	2023-08-16	STAPLES ADVANTAGE	Inv# 3543205002	ORDER SIZE PREMIUM	\$8.69		
114002	2023-08-16	STAPLES ADVANTAGE	Inv# 3543326161	OFFICE SUPPLIES	\$125.92		
114002	2023-08-16	STAPLES ADVANTAGE	Inv# 3543326162	Generated by reorder 6/23/23 8	\$183.29		
114002	2023-08-16	STAPLES ADVANTAGE	Inv# 8070845251		(\$10.65)		
114002	2023-08-16	STAPLES ADVANTAGE	Inv# 3542208482		(\$10.65)		
<b>Total for Check: 114002</b>						<b>\$638.25</b>	<b>\$4,099.20</b>
114003	2023-08-16	U.S. BANK CORPORATE PAYMENT SYSTEM	Inv# JULY 2023 CC BH	Jul23 cc BH	\$50,575.87		
114003	2023-08-16	U.S. BANK CORPORATE PAYMENT SYSTEM	Inv# JULY 2023 CC CMF	Jul23 cc CMF	\$1,446.73		
114003	2023-08-16	U.S. BANK CORPORATE PAYMENT SYSTEM	Inv# JULY 2023 CC JLK	July 2023 cc JLK	\$5,401.96		
114003	2023-08-16	U.S. BANK CORPORATE PAYMENT SYSTEM	Inv# JULY 2023 CC LAV	Jul23 cc LAV	\$1,182.30		
114003	2023-08-16	U.S. BANK CORPORATE PAYMENT SYSTEM	Inv# ORDER#1045932126 BH JUL23	Generated by reorder 6/21/23 1	\$413.95		
114003	2023-08-16	U.S. BANK CORPORATE PAYMENT SYSTEM	Inv# ORDER#1045932126 BH JUL23	Generated by reorder 6/21/23 1	\$204.76		
114003	2023-08-16	U.S. BANK CORPORATE PAYMENT SYSTEM	Inv# ORDER#1045932126 BH JUL23	Generated by reorder 6/21/23 1	\$202.14		
114003	2023-08-16	U.S. BANK CORPORATE PAYMENT SYSTEM	Inv# ORDER#1045932126 BH JUL23	Generated by reorder 6/21/23 1	\$202.14		
114003	2023-08-16	U.S. BANK CORPORATE PAYMENT SYSTEM	Inv# ORDER#1045932126 BH JUL23	Generated by reorder 6/21/23 1	\$185.18		
<b>Total for Check: 114003</b>						<b>\$59,815.03</b>	<b>\$117,838.33</b>
114004	2023-08-16	ACCO ENGINEERED SYSTEMS	Inv# 20431680	Refrigerant Leak at 540 AC2	\$1,304.00		
114004	2023-08-16	ACCO ENGINEERED SYSTEMS	Inv# 20431680	Refrigerant Leak at 540 AC2	\$132.53		
<b>Total for Check: 114004</b>						<b>\$1,436.53</b>	<b>\$43,584.45</b>
114005	2023-08-16	ACWA/JPIA	Inv# 0700200	Health Insurance Sept2023	\$428,813.67		

# Orange County Water District

## Check Register

**Begin Date:** 2023-08-10

**End Date:** 2023-08-16

**Page:** 2

### Accounts Payable Check Register Presented for Board Ratification and/or Approval

Check No.	Date	Vendor Name	Invoice #	Purpose	Invoice Amount	Check Amount	FYTD
<b>Total for Check:</b>		114005				\$428,813.67	\$895,702.37
114006	2023-08-16	AEDGE WATER TECHNOLOGIES LLC	Inv# 1474740	membranes purchase cost FR-RO	\$3,420.00		
<b>Total for Check:</b>		114006				\$3,420.00	\$3,420.00
114007	2023-08-16	AGILENT TECHNOLOGIES, INC.	Inv# 126025360	SUPPLIES	\$178.89		
<b>Total for Check:</b>		114007				\$178.89	\$11,918.93
114008	2023-08-16	AMAZON CAPITAL SERVICES, INC	Inv# 16RW-6LFH-WRQM		\$53.51		
114008	2023-08-16	AMAZON CAPITAL SERVICES, INC	Inv# 16RW-6LFH-WRQM		\$24.47		
114008	2023-08-16	AMAZON CAPITAL SERVICES, INC	Inv# 16RW-6LFH-WRQM		\$2.64		
114008	2023-08-16	AMAZON CAPITAL SERVICES, INC	Inv# 1D6P-41LT-JC96	REPLACES BPO# 516808	\$31.21		
114008	2023-08-16	AMAZON CAPITAL SERVICES, INC	Inv# 1D6P-41LT-JC96		\$9.02		
114008	2023-08-16	AMAZON CAPITAL SERVICES, INC	Inv# 1L17-F1LK-TGCK	REPLACES BPO# 516808	\$68.95		
114008	2023-08-16	AMAZON CAPITAL SERVICES, INC	Inv# 1L67-N4VD-111P	Heat Illness Suppliy	\$79.93		
114008	2023-08-16	AMAZON CAPITAL SERVICES, INC	Inv# 1L67-N4VD-111P	Heat Illness Suppliy	\$86.67		
<b>Total for Check:</b>		114008				\$356.40	\$4,125.57
114009	2023-08-16	AMERICAN WATER CHEMICAL, INC	Inv# 52221211	7/18 40520 lb antiscalant	\$53,081.20		
<b>Total for Check:</b>		114009				\$53,081.20	\$226,409.40
114011	2023-08-16	ANAHEIM, CITY OF	Inv# 0127464300_20230811	07/11/23 - 08/08/23	\$38.54		
114011	2023-08-16	ANAHEIM, CITY OF	Inv# 0127602300_20230811	07/11/23 - 08/08/23	\$99.08		
114011	2023-08-16	ANAHEIM, CITY OF	Inv# 0127603000_20230811	07/12/23 - 08/09/23	\$45.13		
114011	2023-08-16	ANAHEIM, CITY OF	Inv# 0127704000_20230811	07/12/23 - 08/09/23	\$314.23		
114011	2023-08-16	ANAHEIM, CITY OF	Inv# 0128276000_20230814	07/13/23 - 08/10/23	\$204.95		
114011	2023-08-16	ANAHEIM, CITY OF	Inv# 0128277000_20230814	07/11/23 - 08/08/23	\$1,334.15		
114011	2023-08-16	ANAHEIM, CITY OF	Inv# 0128279000_20230814	07/12/23 - 08/08/23	\$1,564.60		
114011	2023-08-16	ANAHEIM, CITY OF	Inv# 0128280300_20230814	07/11/23 - 08/08/23	\$55.35		
114011	2023-08-16	ANAHEIM, CITY OF	Inv# 0128282300_20230814	07/11/23 - 08/08/23	\$328.72		
114011	2023-08-16	ANAHEIM, CITY OF	Inv# 0128283000_20230814	07/13/23 - 08/10/23	\$1,078.71		
114011	2023-08-16	ANAHEIM, CITY OF	Inv# 0128284000_20230814	07/12/23 - 08/09/23	\$101.68		
114011	2023-08-16	ANAHEIM, CITY OF	Inv# 0128660002_20230814	07/13/23 - 08/10/23	\$363.47		
114011	2023-08-16	ANAHEIM, CITY OF	Inv# 0131487000_20230814	07/12/23 - 08/09/23	\$46.23		
114011	2023-08-16	ANAHEIM, CITY OF	Inv# 0132538000_20230814	07/13/23 - 08/10/23	\$434.09		
114011	2023-08-16	ANAHEIM, CITY OF	Inv# 0134144000_20230814	07/12/23 - 08/09/23	\$254.29		
114011	2023-08-16	ANAHEIM, CITY OF	Inv# 0134145000_20230811	07/12/23 - 08/09/23	\$83.06		

# Orange County Water District

## Check Register

**Begin Date:** 2023-08-10

**End Date:** 2023-08-16

**Page:** 3

### Accounts Payable Check Register Presented for Board Ratification and/or Approval

Check No.	Date	Vendor Name	Invoice #	Purpose	Invoice Amount	Check Amount	FYTD
114011	2023-08-16	ANAHEIM, CITY OF	Inv# 0134965000_20230811	07/28/23 - 08/09/23	\$70.09		
114011	2023-08-16	ANAHEIM, CITY OF	Inv# 0138802000_20230814	07/13/23 - 08/10/23	\$14.56		
114011	2023-08-16	ANAHEIM, CITY OF	Inv# 0139824000_20230814	07/11/23 - 08/08/23	\$51.81		
114011	2023-08-16	ANAHEIM, CITY OF	Inv# 0145552000_20230814	07/13/23 - 08/10/23	\$20.77		
<b>Total for Check: 114011</b>						<b>\$6,503.51</b>	<b>\$45,641.71</b>
114012	2023-08-16	APPLIED INDUSTRIAL TECHNOLOGIES	Inv# 7027450818	Coupler for MF Blowers	\$549.45		
114012	2023-08-16	APPLIED INDUSTRIAL TECHNOLOGIES	Inv# 7027450818	SHIPPING	\$26.37		
<b>Total for Check: 114012</b>						<b>\$575.82</b>	<b>\$966.52</b>
114013	2023-08-16	ARAMARK UNIFORM SERVICES	Inv# 5890245254	949	\$273.31		
114013	2023-08-16	ARAMARK UNIFORM SERVICES	Inv# 5890245254	949	\$16.45		
114013	2023-08-16	ARAMARK UNIFORM SERVICES	Inv# 5890249895	949	\$164.39		
114013	2023-08-16	ARAMARK UNIFORM SERVICES	Inv# 5890249896	949	\$305.84		
114013	2023-08-16	ARAMARK UNIFORM SERVICES	Inv# 5890249896	949	\$3.51		
114013	2023-08-16	ARAMARK UNIFORM SERVICES	Inv# 5890249897	949	\$6.08		
114013	2023-08-16	ARAMARK UNIFORM SERVICES	Inv# 5890249898	949	\$181.09		
114013	2023-08-16	ARAMARK UNIFORM SERVICES	Inv# 5890249898	949	\$27.15		
<b>Total for Check: 114013</b>						<b>\$977.82</b>	<b>\$7,548.18</b>
114014	2023-08-16	AT & T	Inv# 7146303232_20230804	8/4-9/3/2023	\$117.29		
<b>Total for Check: 114014</b>						<b>\$117.29</b>	<b>\$5,915.44</b>
114015	2023-08-16	B & M LAWN & GARDEN CENTER	Inv# 603071	TOP HANDLE FOR T-50	\$450.38		
<b>Total for Check: 114015</b>						<b>\$450.38</b>	<b>\$794.54</b>
114016	2023-08-16	BATTERY SYSTEMS	Inv# 28880720231015	BPO BATTERIES	\$77.52		
114016	2023-08-16	BATTERY SYSTEMS	Inv# 33380718231751	BPO BATTERIES	\$387.21		
114016	2023-08-16	BATTERY SYSTEMS	Inv# 33380718231751		\$4.00		
<b>Total for Check: 114016</b>						<b>\$468.73</b>	<b>\$657.24</b>
114017	2023-08-16	BC WIRE ROPE & RIGGING	Inv# 0371597-IN		\$3,016.70		
114017	2023-08-16	BC WIRE ROPE & RIGGING	Inv# 0371597-IN		\$2,194.87		
114017	2023-08-16	BC WIRE ROPE & RIGGING	Inv# 0371597-IN		\$651.93		
<b>Total for Check: 114017</b>						<b>\$5,863.50</b>	<b>\$9,335.29</b>
114018	2023-08-16	BLACK & VEATCH CORPORATION	Inv# 1403246	Thru 7/14 GWRSFE const.mgmt	\$140,919.98		
114018	2023-08-16	BLACK & VEATCH CORPORATION	Inv# 1403246	Thru 7/14 GWRSFE const.mgmt	\$140,919.98		

# Orange County Water District

## Check Register

**Begin Date:** 2023-08-10

**End Date:** 2023-08-16

**Page:** 4

### Accounts Payable Check Register Presented for Board Ratification and/or Approval

Check No.	Date	Vendor Name	Invoice #	Purpose	Invoice Amount	Check Amount	FYTD
114018	2023-08-16	BLACK & VEATCH CORPORATION	Inv# 1403246	Thru 7/14 GWRSFE const.mgmt	(\$140,919.98)		
<b>Total for Check:</b> 114018						\$140,919.98	\$235,915.22
114019	2023-08-16	BLUESPACE INTERIORS	Inv# 50910542	CHAIRS	\$1,164.95		
114019	2023-08-16	BLUESPACE INTERIORS	Inv# 50910542	FREIGHT	\$2.75		
114019	2023-08-16	BLUESPACE INTERIORS	Inv# S0907014	Ergo Equipment	\$532.33		
114019	2023-08-16	BLUESPACE INTERIORS	Inv# S0907014	Ergo Equipment	\$260.76		
114019	2023-08-16	BLUESPACE INTERIORS	Inv# S0907014	Ergo Equipment	\$244.69		
114019	2023-08-16	BLUESPACE INTERIORS	Inv# S0907014	FREIGHT	\$2.99		
114019	2023-08-16	BLUESPACE INTERIORS	Inv# S0911016		\$372.50		
<b>Total for Check:</b> 114019						\$2,580.97	\$3,232.99
114020	2023-08-16	BRENNER FIEDLER & ASSOC., INC.	Inv# 5284288	Generated by reorder 5/9/23 7:	\$2,525.18		
114020	2023-08-16	BRENNER FIEDLER & ASSOC., INC.	Inv# 5284288	FREIGHT	\$53.79		
<b>Total for Check:</b> 114020						\$2,578.97	\$2,578.97
114021	2023-08-16	BRENNTAG PACIFIC INC.	Inv# BPI360974		(\$100.00)		
114021	2023-08-16	BRENNTAG PACIFIC INC.	Inv# BPI363686	8/10 18.20 ton citric acid	\$54,627.30		
114021	2023-08-16	BRENNTAG PACIFIC INC.	Inv# BPI363686		(\$1,092.55)		
<b>Total for Check:</b> 114021						\$53,434.75	\$302,033.09
114022	2023-08-16	CALTROL INC.	Inv# CD99182870	Generated by reorder 6/8/23 2:	\$4,521.83		
114022	2023-08-16	CALTROL INC.	Inv# CD99182870		\$27.63		
<b>Total for Check:</b> 114022						\$4,549.46	\$54,889.05
114023	2023-08-16	CDM SMITH, INC.	Inv# 90183194	6/11-30 PFAS wo#2 G.Grove	\$22,670.82		
<b>Total for Check:</b> 114023						\$22,670.82	\$148,369.64
114024	2023-08-16	CITY OF ORANGE	Inv# 00062272-00AUG23	06/05/2023 - 08/03/2023	\$503.43		
<b>Total for Check:</b> 114024						\$503.43	\$1,195.99
114025	2023-08-16	CONVERGEONE INC	Inv# 1E9110116	SIP licenses for SBC	\$2,856.00		
<b>Total for Check:</b> 114025						\$2,856.00	\$2,856.00
114026	2023-08-16	DAVID WILSON'S VILLA FORD	Inv# C16229	T-104 driver's side head gaske	\$5,958.63		
<b>Total for Check:</b> 114026						\$5,958.63	\$5,958.63
114027	2023-08-16	Doplito, Pete	Inv# JULY 20-AUG 10, 2023 SUPP supplies	7/20-8/10/23	\$262.99		
<b>Total for Check:</b> 114027						\$262.99	\$421.78



# Orange County Water District

## Check Register

**Begin Date:** 2023-08-10

**End Date:** 2023-08-16

**Page:** 5

### Accounts Payable Check Register Presented for Board Ratification and/or Approval

Check No.	Date	Vendor Name	Invoice #	Purpose	Invoice Amount	Check Amount	FYTD
114028	2023-08-16	EMD MILLIPORE CORP	Inv# 109414994		\$3,151.88		
114028	2023-08-16	EMD MILLIPORE CORP	Inv# 109414994		\$2,369.77		
114028	2023-08-16	EMD MILLIPORE CORP	Inv# 109414994		\$3,382.13		
114028	2023-08-16	EMD MILLIPORE CORP	Inv# 109414994		\$4,454.39		
		<b>Total for Check:</b>	114028			\$13,358.17	\$13,358.17
114029	2023-08-16	ENVIRONMENTAL SCIENCE ASSOCIATES	Inv# 186701	Jun23 South Basin EIR	\$5,801.50		
		<b>Total for Check:</b>	114029			\$5,801.50	\$6,169.00
114030	2023-08-16	EVOQUA WATER TECHNOLOGIES, LLC	Inv# 905955250	1467	\$80,353.20		
		<b>Total for Check:</b>	114030			\$80,353.20	\$352,113.46
114031	2023-08-16	FACTORY MOTOR PARTS	Inv# 12-5406815	BPO AUTO PARTS	\$9.18		
114031	2023-08-16	FACTORY MOTOR PARTS	Inv# 164-280713	BPO AUTO PARTS	\$251.82		
114031	2023-08-16	FACTORY MOTOR PARTS	Inv# 164-280713	CA Battery Fee	\$2.00		
114031	2023-08-16	FACTORY MOTOR PARTS	Inv# 164-280951	BPO AUTO PARTS	\$166.86		
114031	2023-08-16	FACTORY MOTOR PARTS	Inv# 164-281045	Replacement PO 517285	\$28.70		
		<b>Total for Check:</b>	114031			\$458.56	\$1,802.92
114032	2023-08-16	FEDERAL EXPRESS CORPORATION	Inv# 8-206-81814	Package Delivery	\$685.48		
114032	2023-08-16	FEDERAL EXPRESS CORPORATION	Inv# 8-213-05378		\$327.14		
114032	2023-08-16	FEDERAL EXPRESS CORPORATION	Inv# 8-213-05379	Package Delivery	\$132.63		
114032	2023-08-16	FEDERAL EXPRESS CORPORATION	Inv# 8-221-08448	Package Delivery	\$507.62		
114032	2023-08-16	FEDERAL EXPRESS CORPORATION	Inv# 8-221-08449		\$197.83		
		<b>Total for Check:</b>	114032			\$1,850.70	\$3,502.50
114033	2023-08-16	FIELDMAN, ROLAPP & ASSOCIATES	Inv# 28515	1532	\$2,170.00		
		<b>Total for Check:</b>	114033			\$2,170.00	\$2,170.00
114034	2023-08-16	FISHER SCIENTIFIC CO.	Inv# 4304708	SUPPLIES	\$83.30		
114034	2023-08-16	FISHER SCIENTIFIC CO.	Inv# 4304708	SUPPLIES	\$43.46		
114034	2023-08-16	FISHER SCIENTIFIC CO.	Inv# 4304708	Shipping	\$6.70		
114034	2023-08-16	FISHER SCIENTIFIC CO.	Inv# 4374233	SUPPLIES	\$152.19		
114034	2023-08-16	FISHER SCIENTIFIC CO.	Inv# 4374233	Shipping	\$6.70		

# Orange County Water District

## Check Register

**Begin Date:** 2023-08-10

**End Date:** 2023-08-16

**Page:** 6

### Accounts Payable Check Register Presented for Board Ratification and/or Approval

Check No.	Date	Vendor Name	Invoice #	Purpose	Invoice Amount	Check Amount	FYTD
<b>Total for Check:</b>		114034				\$292.35	\$45,191.07
114035	2023-08-16	FRUIT GROWERS LABORATORY INC	Inv# 309862A	BPO RADIOACTIVITY ANAYLSES	\$267.00		
114035	2023-08-16	FRUIT GROWERS LABORATORY INC	Inv# 309863A	BPO RADIOACTIVITY ANAYLSES	\$267.00		
114035	2023-08-16	FRUIT GROWERS LABORATORY INC	Inv# 310913A	BPO RADIOACTIVITY ANAYLSES	\$206.00		
<b>Total for Check:</b>		114035				\$740.00	\$15,181.00
114036	2023-08-16	GLEN SAMPLE SIGNS & GRAPHICS	Inv# 371471	EIN NUMBER FOR TL-46	\$21.53		
<b>Total for Check:</b>		114036				\$21.53	\$21.53
114037	2023-08-16	GRAINGER INC.	Inv# 9760447046	BPO INDUSTRIAL SUPPLIES	\$136.94		
114037	2023-08-16	GRAINGER INC.	Inv# 9761988188	BPO INDUSTRIAL SUPPLIES	\$192.40		
114037	2023-08-16	GRAINGER INC.	Inv# 9762991900	BPO INDUSTRIAL SUPPLIES	\$274.21		
114037	2023-08-16	GRAINGER INC.	Inv# 9763633022	BPO INDUSTRIAL SUPPLIES	\$94.66		
<b>Total for Check:</b>		114037				\$698.21	\$25,898.30
114038	2023-08-16	GRAYBAR ELECTRIC COMPANY, INC.	Inv# 9333419981	3-Phase EMC Power Line Filter	\$1,016.60		
114038	2023-08-16	GRAYBAR ELECTRIC COMPANY, INC.	Inv# 9333419981	Freight	\$17.71		
114038	2023-08-16	GRAYBAR ELECTRIC COMPANY, INC.	Inv# 9333419981	Handling	\$5.43		
114038	2023-08-16	GRAYBAR ELECTRIC COMPANY, INC.	Inv# 9333419981	Discount	(\$9.35)		
<b>Total for Check:</b>		114038				\$1,030.39	\$1,320.82
114039	2023-08-16	GREEN THUMB, LLC	Inv# 20230777	BPO PLANT SERVICE	\$102.44		
114039	2023-08-16	GREEN THUMB, LLC	Inv# 20230777	BPO PLANT SERVICE	\$291.56		
<b>Total for Check:</b>		114039				\$394.00	\$788.00
114040	2023-08-16	HACH COMPANY	Inv# 13664505	EQUIP.	\$7,024.16		
114040	2023-08-16	HACH COMPANY	Inv# 13664505	Freight	\$65.26		
114040	2023-08-16	HACH COMPANY	Inv# 13664522	Generated by reorder 6/16/23 1	\$1,248.75		
114040	2023-08-16	HACH COMPANY	Inv# 13664522	Freight	\$30.45		
<b>Total for Check:</b>		114040				\$8,368.62	\$16,753.25
114041	2023-08-16	HENDERSON, ZACHARY	Inv# JULY 11-14, 2023 TRAVE;		\$1,319.73		
<b>Total for Check:</b>		114041				\$1,319.73	\$1,319.73
114042	2023-08-16	HOME DEPOT CREDIT SERVICES	Inv# 3280344	BPO INDUSTRIAL SUPPLIES	\$19.35		

# Orange County Water District

## Check Register

**Begin Date:** 2023-08-10

**End Date:** 2023-08-16

**Page:** 7

### Accounts Payable Check Register Presented for Board Ratification and/or Approval

Check No.	Date	Vendor Name	Invoice #	Purpose	Invoice Amount	Check Amount	FYTD
114042	2023-08-16	HOME DEPOT CREDIT SERVICES	Inv# 4152119	BPO INDUSTRIAL SUPPLIES	\$50.44		
		<b>Total for Check:</b>	114042			\$69.79	\$2,984.77
114043	2023-08-16	INNOVAPREP LLC	Inv# 18081	LAB SUPPLIES	\$828.00		
114043	2023-08-16	INNOVAPREP LLC	Inv# 18081	UPS Ground	\$30.99		
		<b>Total for Check:</b>	114043			\$858.99	\$1,713.98
114044	2023-08-16	INNOVATIVE CONSTRUCTION SOLUTIONS	Inv# 22-1012-14	Prog.Pmt#9 IRWD-2021-01	\$180,642.50		
		<b>Total for Check:</b>	114044			\$180,642.50	\$251,355.75
114045	2023-08-16	INSIGHT PUBLIC SECTOR, INC	Inv# 1101073291	IP Power strips	\$2,487.55		
114045	2023-08-16	INSIGHT PUBLIC SECTOR, INC	Inv# 1101073294	Endpoints protection Cylance	\$16,816.00		
		<b>Total for Check:</b>	114045			\$19,303.55	\$19,303.55
114046	2023-08-16	INTEGRATED MEDIA SYSTEMS	Inv# 46929	MEDIA SERVICES	\$786.25		
		<b>Total for Check:</b>	114046			\$786.25	\$1,762.56
114047	2023-08-16	INTERA INCORPORATED	Inv# 06-23-116	Jun23 North Basin grndwtr.mode	\$2,180.00		
		<b>Total for Check:</b>	114047			\$2,180.00	\$52,652.50
114048	2023-08-16	IRVINE PIPE & SUPPLY CO	Inv# S115950129.01	BPO PIPE SUPPLIES	\$379.53		
114048	2023-08-16	IRVINE PIPE & SUPPLY CO	Inv# S116043109.001	BPO PIPE SUPPLIES	\$225.91		
114048	2023-08-16	IRVINE PIPE & SUPPLY CO	Inv# S116043109.001	S&H	\$38.26		
114048	2023-08-16	IRVINE PIPE & SUPPLY CO	Inv# S116043109.001	Discount	(\$4.19)		
114048	2023-08-16	IRVINE PIPE & SUPPLY CO	Inv# S116060967.001	BPO PIPE SUPPLIES	\$481.53		
114048	2023-08-16	IRVINE PIPE & SUPPLY CO	Inv# S116060967.001	Discount	(\$8.82)		
114048	2023-08-16	IRVINE PIPE & SUPPLY CO	Inv# S116098595.001	BPO PIPE SUPPLIES	\$351.59		
114048	2023-08-16	IRVINE PIPE & SUPPLY CO	Inv# S116098595.001	Discount	(\$6.44)		
		<b>Total for Check:</b>	114048			\$1,457.37	\$13,553.17
114049	2023-08-16	JACOBS ENGINEERING GROUP, INC.	Inv# W9Y31900-12	2/28-6/30 PFAS wo#1 Tustin	\$248,117.00		
114049	2023-08-16	JACOBS ENGINEERING GROUP, INC.	Inv# W9Y31900-12	2/28-6/30 PFAS wo#1 Tustin	\$58,349.00		
114049	2023-08-16	JACOBS ENGINEERING GROUP, INC.	Inv# W9Y31900-12	2/28-6/30 PFAS wo#1 Tustin	\$15,113.95		
114049	2023-08-16	JACOBS ENGINEERING GROUP, INC.	Inv# W9Y31900-12	2/28-6/30 PFAS wo#1 Tustin	\$11,096.07		
114049	2023-08-16	JACOBS ENGINEERING GROUP, INC.	Inv# W9Y31902-10	2/25-6/30 PFAS wo#2 GSWC	\$37,633.50		

# Orange County Water District

## Check Register

**Begin Date:** 2023-08-10

**End Date:** 2023-08-16

**Page:** 8

### Accounts Payable Check Register Presented for Board Ratification and/or Approval

Check No.	Date	Vendor Name	Invoice #	Purpose	Invoice Amount	Check Amount	FYTD
		<b>Total for Check:</b>	114049			\$370,309.52	\$372,561.02
114050	2023-08-16	KDC SYSTEMS	Inv# 35211	Lab-Andover Controls Support a	\$3,000.00		
		<b>Total for Check:</b>	114050			\$3,000.00	\$5,830.00
114051	2023-08-16	Koki, Linda Wen-Lin	Inv# JULY 10-14, 2023 TRAVEL		\$1,447.84		
		<b>Total for Check:</b>	114051			\$1,447.84	\$1,447.84
114052	2023-08-16	LHOIST NORTH AMERICA	Inv# 1102317466	7/18 (2) 24.85 & 25.04 ton lim	\$20,355.11		
		<b>Total for Check:</b>	114052			\$20,355.11	\$257,076.71
114053	2023-08-16	LIEBERT CASSIDY WHITMORE	Inv# 245440	Jun23 legal/OCEA negotiation	\$10,235.00		
		<b>Total for Check:</b>	114053			\$10,235.00	\$10,617.50
114054	2023-08-16	LINDE GAS & EQUIPMENT INC	Inv# 36475265	NEW BPO FOR WATER PROD	\$251.66		
		<b>Total for Check:</b>	114054			\$251.66	\$251.66
114056	2023-08-16	MCMaster-CARR SUPPLY COMPANY	Inv# 12290506	BPO INDUSTRIAL SUPPLIES	\$41.11		
114056	2023-08-16	MCMaster-CARR SUPPLY COMPANY	Inv# 12290506	Shipping	\$7.76		
114056	2023-08-16	MCMaster-CARR SUPPLY COMPANY	Inv# 12290506	Discount	(\$0.82)		
114056	2023-08-16	MCMaster-CARR SUPPLY COMPANY	Inv# 12448309	BPO INDUSTRIAL SUPPLIES	\$21.12		
114056	2023-08-16	MCMaster-CARR SUPPLY COMPANY	Inv# 12448309	Shipping	\$7.76		
114056	2023-08-16	MCMaster-CARR SUPPLY COMPANY	Inv# 12448309	Discount	(\$0.42)		
114056	2023-08-16	MCMaster-CARR SUPPLY COMPANY	Inv# 12452278	Sealed Large Lead Acid Battery	\$508.95		
114056	2023-08-16	MCMaster-CARR SUPPLY COMPANY	Inv# 12452278	Shipping	\$32.41		
114056	2023-08-16	MCMaster-CARR SUPPLY COMPANY	Inv# 12452278	Discount	(\$10.18)		
114056	2023-08-16	MCMaster-CARR SUPPLY COMPANY	Inv# 12486129	Enclosure, Channel, Washer, Nu	\$2,476.76		
114056	2023-08-16	MCMaster-CARR SUPPLY COMPANY	Inv# 12486129	Enclosure, Channel, Washer, Nu	\$1,651.17		
114056	2023-08-16	MCMaster-CARR SUPPLY COMPANY	Inv# 12486129	Enclosure, Channel, Washer, Nu	\$497.88		

# Orange County Water District

## Check Register

**Begin Date:** 2023-08-10

**End Date:** 2023-08-16

**Page:** 9

### Accounts Payable Check Register Presented for Board Ratification and/or Approval

Check No.	Date	Vendor Name	Invoice #	Purpose	Invoice Amount	Check Amount	FYTD
114056	2023-08-16	MCMaster-CARR SUPPLY COMPANY	Inv# 12486129	Enclosure, Channel, Washer, Nu	\$306.68		
114056	2023-08-16	MCMaster-CARR SUPPLY COMPANY	Inv# 12486129	Enclosure, Channel, Washer, Nu	\$123.32		
114056	2023-08-16	MCMaster-CARR SUPPLY COMPANY	Inv# 12486129	Enclosure, Channel, Washer, Nu	\$110.05		
114056	2023-08-16	MCMaster-CARR SUPPLY COMPANY	Inv# 12486129	Enclosure, Channel, Washer, Nu	\$104.35		
114056	2023-08-16	MCMaster-CARR SUPPLY COMPANY	Inv# 12486129	Shipping	\$81.06		
114056	2023-08-16	MCMaster-CARR SUPPLY COMPANY	Inv# 12486129	Discount	(\$105.40)		
114056	2023-08-16	MCMaster-CARR SUPPLY COMPANY	Inv# 99671728	BPO INDUSTRIAL SUPPLIES	\$36.68		
114056	2023-08-16	MCMaster-CARR SUPPLY COMPANY	Inv# 99671728	Shipping	\$7.33		
<b>Total for Check:</b>		114056				\$5,897.57	\$9,923.42
114057	2023-08-16	MICRO MOTION, INC.	Inv# 40747541	Flanged 24 inch Magnetic Flow	\$35,975.91		
114057	2023-08-16	MICRO MOTION, INC.	Inv# 40747541	Flanged 24 inch Magnetic Flow	\$2,298.11		
114057	2023-08-16	MICRO MOTION, INC.	Inv# 40747541	Frt&Handling	\$441.33		
<b>Total for Check:</b>		114057				\$38,715.35	\$38,715.35
114058	2023-08-16	NAPA AUTO PARTS	Inv# 103241	BPO TRUCK PARTS	\$197.45		
<b>Total for Check:</b>		114058				\$197.45	\$197.45
114060	2023-08-16	NAPA/ORANGE COUNTY AUTO PARTS	Inv# 674656	BPO AUTO PARTS	\$118.32		
114060	2023-08-16	NAPA/ORANGE COUNTY AUTO PARTS	Inv# 674656	Discount	(\$2.37)		
114060	2023-08-16	NAPA/ORANGE COUNTY AUTO PARTS	Inv# 675974	BPO AUTO PARTS	\$17.93		
114060	2023-08-16	NAPA/ORANGE COUNTY AUTO PARTS	Inv# 675974	Discount	(\$0.36)		
114060	2023-08-16	NAPA/ORANGE COUNTY AUTO PARTS	Inv# 676391	BPO AUTO PARTS	\$31.80		
114060	2023-08-16	NAPA/ORANGE COUNTY AUTO PARTS	Inv# 676394	BPO AUTO PARTS	\$41.83		
114060	2023-08-16	NAPA/ORANGE COUNTY AUTO PARTS	Inv# 676391	Discount	(\$0.64)		

# Orange County Water District

## Check Register

**Begin Date:** 2023-08-10

**End Date:** 2023-08-16

**Page:** 10

### Accounts Payable Check Register Presented for Board Ratification and/or Approval

Check No.	Date	Vendor Name	Invoice #	Purpose	Invoice Amount	Check Amount	FYTD
114060	2023-08-16	NAPA/ORANGE COUNTY AUTO PARTS	Inv# 676394	Discount	(\$0.84)		
114060	2023-08-16	NAPA/ORANGE COUNTY AUTO PARTS	Inv# 676409	BPO AUTO PARTS	\$89.51		
114060	2023-08-16	NAPA/ORANGE COUNTY AUTO PARTS	Inv# 676409	Discount	(\$1.79)		
114060	2023-08-16	NAPA/ORANGE COUNTY AUTO PARTS	Inv# 676573	BPO AUTO PARTS	\$104.57		
114060	2023-08-16	NAPA/ORANGE COUNTY AUTO PARTS	Inv# 676573	Discount	(\$2.09)		
<b>Total for Check:</b> 114060						<b>\$395.87</b>	<b>\$1,204.93</b>
114061	2023-08-16	NORTHERN SAFETY COMPANY	Inv# 905611072		\$264.98		
114061	2023-08-16	NORTHERN SAFETY COMPANY	Inv# 905613420		\$75.28		
<b>Total for Check:</b> 114061						<b>\$340.26</b>	<b>\$3,013.57</b>
114063	2023-08-16	OLIN CHLOR ALKALI PRODUCTS	Inv# 900298080	7/17 4928 gal s.hypochlorite	\$10,614.68		
114063	2023-08-16	OLIN CHLOR ALKALI PRODUCTS	Inv# 900298081	7/17 4938 gal s.hypochlorite	\$10,636.22		
114063	2023-08-16	OLIN CHLOR ALKALI PRODUCTS	Inv# 900298082	7/17 4956 gal s.hypochlorite	\$10,674.99		
114063	2023-08-16	OLIN CHLOR ALKALI PRODUCTS	Inv# 900298083	7/17 4910 gal s.hypochlorite	\$10,575.91		
114063	2023-08-16	OLIN CHLOR ALKALI PRODUCTS	Inv# 900298561	7/18 4934 gal s.hypochlorite	\$10,627.61		
114063	2023-08-16	OLIN CHLOR ALKALI PRODUCTS	Inv# 900298562	7/18 4942 gal s.hypochlorite	\$10,644.84		
114063	2023-08-16	OLIN CHLOR ALKALI PRODUCTS	Inv# 900298563	7/18 4944 gal s.hypochlorite	\$10,649.14		
114063	2023-08-16	OLIN CHLOR ALKALI PRODUCTS	Inv# 900298564	7/18 4910 gal s.hypochlorite	\$10,575.91		
114063	2023-08-16	OLIN CHLOR ALKALI PRODUCTS	Inv# 900299589	7/20 4936 gal s.hypochlorite	\$10,631.91		
114063	2023-08-16	OLIN CHLOR ALKALI PRODUCTS	Inv# 900299928	7/20 4932 gal s.hypochlorite	\$10,623.30		
114063	2023-08-16	OLIN CHLOR ALKALI PRODUCTS	Inv# 900299929	7/20 4922 gal s.hypochlorite	\$10,601.76		
114063	2023-08-16	OLIN CHLOR ALKALI PRODUCTS	Inv# 900299930	7/20 4902 gal s.hypochlorite	\$10,558.68		
114063	2023-08-16	OLIN CHLOR ALKALI PRODUCTS	Inv# 900300464	CHEMICAL SUPPLY/DELIVERY	\$10,593.14		
114063	2023-08-16	OLIN CHLOR ALKALI PRODUCTS	Inv# 900300465	7/21 4920 gal s.hypochlorite	\$10,597.45		
<b>Total for Check:</b> 114063						<b>\$148,605.54</b>	<b>\$1,089,413.66</b>
114064	2023-08-16	ORANGE COUNTY CONSERVATION CORPS	Inv# 07132023-OCWDADOPT removal	Jun23 graffiti-trash	\$2,798.33		
<b>Total for Check:</b> 114064						<b>\$2,798.33</b>	<b>\$10,596.66</b>
114065	2023-08-16	ORANGE COUNTY DEPARTMENT OF EDUCATION	Inv# 94SI3912	1513	\$4,440.00		
<b>Total for Check:</b> 114065						<b>\$4,440.00</b>	<b>\$7,500.00</b>

# Orange County Water District

## Check Register

**Begin Date:** 2023-08-10

**End Date:** 2023-08-16

**Page:** 11

### Accounts Payable Check Register Presented for Board Ratification and/or Approval

Check No.	Date	Vendor Name	Invoice #	Purpose	Invoice Amount	Check Amount	FYTD
114066	2023-08-16	PACWEST SECURITY SERVICES	Inv# OC34772	Jul23 security service	\$35,004.48		
<b>Total for Check:</b> 114066						\$35,004.48	\$35,004.48
114067	2023-08-16	PERKINELMER U.S LLC	Inv# 441058451	SUPPLIES	\$761.25		
114067	2023-08-16	PERKINELMER U.S LLC	Inv# 441058451	FREIGHT	\$55.00		
<b>Total for Check:</b> 114067						\$816.25	\$2,237.15
114068	2023-08-16	PHENOVA INC	Inv# 195114	SUPPLIES	\$94.72		
114068	2023-08-16	PHENOVA INC	Inv# 195114	Frh/Handling	\$39.10		
114068	2023-08-16	PHENOVA INC	Inv# 195990	SUPPLIES	\$299.72		
114068	2023-08-16	PHENOVA INC	Inv# 195990	SUPPLIES	\$299.71		
114068	2023-08-16	PHENOVA INC	Inv# 195990	Frh/Handling	\$79.43		
114068	2023-08-16	PHENOVA INC	Inv# 196071	SUPPLIES	\$217.50		
114068	2023-08-16	PHENOVA INC	Inv# 196071	Frh/Handling\$8	\$39.10		
114068	2023-08-16	PHENOVA INC	Inv# 196268	SUPPLIES	\$380.63		
114068	2023-08-16	PHENOVA INC	Inv# 196268	Frh/Handling\$8	\$39.10		
<b>Total for Check:</b> 114068						\$1,489.01	\$1,489.01
114069	2023-08-16	PIKE, JAMES EDWIN	Inv# 304	Jul23 Prado vireo	\$14,117.00		
<b>Total for Check:</b> 114069						\$14,117.00	\$29,830.00
114070	2023-08-16	PROMOCHROM TECHNOLOGIES LTD	Inv# 1008	EQUIP. MAINT.	\$2,620.80		
<b>Total for Check:</b> 114070						\$2,620.80	\$2,620.80
114071	2023-08-16	Price, Rebecca	Inv# 1/9-7/8/23 PHONE STIPEND	1/9-7/8/23 phone stipends(6)	\$240.00		
<b>Total for Check:</b> 114071						\$240.00	\$240.00
114072	2023-08-16	POWERPLAN OIB	Inv# P2468735	BPO HEAVY EQUIP SUPPLIES	\$157.36		
114072	2023-08-16	POWERPLAN OIB	Inv# P2469935	BPO HEAVY EQUIP SUPPLIES	\$86.48		
114072	2023-08-16	POWERPLAN OIB	Inv# P2485035	BPO HEAVY EQUIP SUPPLIES	\$24.03		
114072	2023-08-16	POWERPLAN OIB	Inv# P2485035		\$16.88		
114072	2023-08-16	POWERPLAN OIB	Inv# P2485035		\$15.00		
<b>Total for Check:</b> 114072						\$299.75	\$13,940.36
114073	2023-08-16	RAINBOW DISPOSAL CO INC	Inv# 0605-001007556	BPO TRASH SERVICE	\$6,147.98		
<b>Total for Check:</b> 114073						\$6,147.98	\$12,331.92
114074	2023-08-16	RAYMOND HANDLING SOLUTIONS	Inv# W11620260	BPO FORKLIFT SERVICE	\$117.00		
<b>Total for Check:</b> 114074						\$117.00	\$705.00

# Orange County Water District

## Check Register

**Begin Date:** 2023-08-10

**End Date:** 2023-08-16

**Page:** 12

### Accounts Payable Check Register Presented for Board Ratification and/or Approval

Check No.	Date	Vendor Name	Invoice #	Purpose	Invoice Amount	Check Amount	FYTD
114075	2023-08-16	REALVNC LIMITED	Inv# INV00542359	REALVNC Connect - Enterprise D	\$759.46		
<b>Total for Check: 114075</b>						\$759.46	\$759.46
114076	2023-08-16	RED WING SHOE CO. INC.	Inv# 192-1-144426	BPO WORK BOOTS	\$200.00		
114076	2023-08-16	RED WING SHOE CO. INC.	Inv# 789-1-48832	BPO WORK BOOTS	\$200.00		
<b>Total for Check: 114076</b>						\$400.00	\$800.00
114077	2023-08-16	RELIABLE ICE EQUIPMENT, INC.	Inv# 48214	labor	\$356.00		
114077	2023-08-16	RELIABLE ICE EQUIPMENT, INC.	Inv# 48214	FHQ Warehouse ice maker repair	\$155.84		
<b>Total for Check: 114077</b>						\$511.84	\$511.84
114078	2023-08-16	RESTEK CORPORATION	Inv# CD50376551	SUPPLIES	\$75.86		
114078	2023-08-16	RESTEK CORPORATION	Inv# CD50376551	SUPPLIES	\$68.77		
114078	2023-08-16	RESTEK CORPORATION	Inv# CD50376551		(\$2.66)		
<b>Total for Check: 114078</b>						\$141.97	\$638.36
114079	2023-08-16	RICOH USA INC	Inv# 5067642971	OPEN BPO FOR PRADO COPIES	\$21.05		
<b>Total for Check: 114079</b>						\$21.05	\$158.96
114080	2023-08-16	SALCO DYNAMIC SOLUTIONS INC.	Inv# 100619	Generated by reorder 7/12/23 8	\$1,903.89		
114080	2023-08-16	SALCO DYNAMIC SOLUTIONS INC.	Inv# 100619		\$54.10		
114080	2023-08-16	SALCO DYNAMIC SOLUTIONS INC.	Inv# 100619		\$15.50		
114080	2023-08-16	SALCO DYNAMIC SOLUTIONS INC.	Inv# 100619		(\$36.32)		
114080	2023-08-16	SALCO DYNAMIC SOLUTIONS INC.	Inv# 100921	Generated by reorder 7/23/23	\$1,813.07		
114080	2023-08-16	SALCO DYNAMIC SOLUTIONS INC.	Inv# 100921	DELIVERY	\$54.10		
114080	2023-08-16	SALCO DYNAMIC SOLUTIONS INC.	Inv# 100921	ENVIRONMENTAL CHARGE	\$7.75		
114080	2023-08-16	SALCO DYNAMIC SOLUTIONS INC.	Inv# 100921	DISCOUNT	(\$34.49)		
<b>Total for Check: 114080</b>						\$3,777.60	\$3,777.60
114081	2023-08-16	SANTA FE WATER SYSTEMS	Inv# 089524	research center supplies	\$548.10		
114081	2023-08-16	SANTA FE WATER SYSTEMS	Inv# 089524	research center supplies	\$160.95		
114081	2023-08-16	SANTA FE WATER SYSTEMS	Inv# 089524	research center supplies	\$60.90		
<b>Total for Check: 114081</b>						\$769.95	\$769.95
114083	2023-08-16	SC FUELS	Inv# 0747936	BPO UNLEADED FUEL FOR VEHICLES	\$2,307.31		
114083	2023-08-16	SC FUELS	Inv# 0747936	BPO UNLEADED FUEL FOR VEHICLES	\$765.50		
114083	2023-08-16	SC FUELS	Inv# 0747936	BPO UNLEADED FUEL FOR VEHICLES	\$649.71		
114083	2023-08-16	SC FUELS	Inv# 0747936	BPO UNLEADED FUEL FOR VEHICLES	\$450.11		
114083	2023-08-16	SC FUELS	Inv# 0747936	BPO UNLEADED FUEL FOR VEHICLES	\$369.86		



# Orange County Water District

## Check Register

**Begin Date:** 2023-08-10

**End Date:** 2023-08-16

**Page:** 13

### Accounts Payable Check Register Presented for Board Ratification and/or Approval

Check No.	Date	Vendor Name	Invoice #	Purpose	Invoice Amount	Check Amount	FYTD
114083	2023-08-16	SC FUELS	Inv# 0747936	BPO UNLEADED FUEL FOR VEHICLES	\$366.49		
114083	2023-08-16	SC FUELS	Inv# 0747936	BPO UNLEADED FUEL FOR VEHICLES	\$291.82		
114083	2023-08-16	SC FUELS	Inv# 0747936	BPO UNLEADED FUEL FOR VEHICLES	\$235.74		
114083	2023-08-16	SC FUELS	Inv# 0747936	BPO UNLEADED FUEL FOR VEHICLES	\$185.46		
114083	2023-08-16	SC FUELS	Inv# 0747936	BPO UNLEADED FUEL FOR VEHICLES	\$120.95		
114083	2023-08-16	SC FUELS	Inv# 0747936	BPO UNLEADED FUEL FOR VEHICLES	\$117.56		
114083	2023-08-16	SC FUELS	Inv# 0747936	BPO UNLEADED FUEL FOR VEHICLES	\$67.33		
114083	2023-08-16	SC FUELS	Inv# 0747936	BPO UNLEADED FUEL FOR VEHICLES	\$52.64		
<b>Total for Check:</b>		114083				\$5,980.48	\$17,427.03
114084	2023-08-16	SERRANO WATER DISTRICT	Inv# PFAS PUMP TO WASTE	199.23 AF PUMP TO WASTE RESIN	\$111,170.34		
<b>Total for Check:</b>		114084				\$111,170.34	\$111,170.34
114085	2023-08-16	SIDEPATH INC.	Inv# 19893	Replacement Laptop for AVUE	\$2,495.66		
114085	2023-08-16	SIDEPATH INC.	Inv# 19893	Replacement Laptop for AVUE	\$52.23		
114085	2023-08-16	SIDEPATH INC.	Inv# 19893	Replacement Laptop for AVUE	\$37.77		
114085	2023-08-16	SIDEPATH INC.	Inv# 19893	Replacement Laptop for AVUE	\$5.00		
<b>Total for Check:</b>		114085				\$2,590.66	\$18,889.22
114086	2023-08-16	SOUTHERN CALIFORNIA EDISON CO.	Inv# 700145466803JULY23	06/02/23 to 07/02/23	\$814,092.28		
114086	2023-08-16	SOUTHERN CALIFORNIA EDISON CO.	Inv# 700306425771AUG23	06/01-06/29/23	\$143,302.24		
<b>Total for Check:</b>		114086				\$957,394.52	\$1,789,473.56
114087	2023-08-16	SOUTHERN CALIFORNIA NEWS GROUP	Inv# 8FF3705E-0008		\$735.18		
<b>Total for Check:</b>		114087				\$735.18	\$10,638.85
114088	2023-08-16	STANTEC CONSULTING INC. (SCI)	Inv# 2107290	Thru 4/28 PFAS S.Ana wo#3	\$340,818.93		
<b>Total for Check:</b>		114088				\$340,818.93	\$358,713.26
114089	2023-08-16	STATE OF CALIFORNIA	Inv# 12-ORA-057-0010-04		\$810.00		
<b>Total for Check:</b>		114089				\$810.00	\$810.00
114090	2023-08-16	SoCalGas	Inv# 0444092900_20230804	07/03/23- 08/02/23	\$248.17		
114090	2023-08-16	SoCalGas	Inv# 0507092900_20230804	07/03/23- 08/02/23	\$110.78		
114090	2023-08-16	SoCalGas	Inv# 1137583304_20230804	07/03/23- 08/02/23	\$5,000.97		
<b>Total for Check:</b>		114090				\$5,359.92	\$11,437.57
114091	2023-08-16	THEODORE ROBINS, INC.	Inv# 068010	BPO TRUCK PARTS	\$113.42		

# Orange County Water District

## Check Register

**Begin Date:** 2023-08-10

**End Date:** 2023-08-16

**Page:** 14

### Accounts Payable Check Register Presented for Board Ratification and/or Approval

Check No.	Date	Vendor Name	Invoice #	Purpose	Invoice Amount	Check Amount	FYTD
114091	2023-08-16	THEODORE ROBINS, INC.	Inv# 068264	BPO TRUCK PARTS	\$59.70		
		<b>Total for Check:</b>	114091			\$173.12	\$960.94
114092	2023-08-16	TOM'S TRUCK CENTER, INC	Inv# 1309645	BPO FORD PARTS	\$129.05		
114092	2023-08-16	TOM'S TRUCK CENTER, INC	Inv# 1309645	FREIGHT	\$27.00		
114092	2023-08-16	TOM'S TRUCK CENTER, INC	Inv# 1310189	BPO FORD PARTS	\$113.56		
		<b>Total for Check:</b>	114092			\$269.61	\$5,189.16
114093	2023-08-16	U-LINE	Inv# 165665699	R&D supplies	\$78.30		
114093	2023-08-16	U-LINE	Inv# 165665699	R&D supplies	\$66.34		
114093	2023-08-16	U-LINE	Inv# 165665699	R&D supplies	\$63.07		
114093	2023-08-16	U-LINE	Inv# 165665699	FRT/HANDLING	\$61.33		
114093	2023-08-16	U-LINE	Inv# 165665699	R&D supplies	\$33.72		
114093	2023-08-16	U-LINE	Inv# 165665699	TAX	\$0.13		
114093	2023-08-16	U-LINE	Inv# 166140977	SAMPLING SUPPLIES	\$261.00		
114093	2023-08-16	U-LINE	Inv# 166140977	SAMPLING SUPPLIES	\$237.08		
114093	2023-08-16	U-LINE	Inv# 166140977	SAMPLING SUPPLIES	\$216.41		
114093	2023-08-16	U-LINE	Inv# 166140977		\$1.63		
		<b>Total for Check:</b>	114093			\$1,019.01	\$7,484.75
114094	2023-08-16	UNITED PARCEL SERVICE	Inv# 0000X81601313		\$38.62		
114094	2023-08-16	UNITED PARCEL SERVICE	Inv# 0000X81601323	8/12/23	\$50.15		
		<b>Total for Check:</b>	114094			\$88.77	\$925.85
114095	2023-08-16	UNITED STATES GEOLOGICAL SURVEY	Inv# 91085147		\$11,382.50		
		<b>Total for Check:</b>	114095			\$11,382.50	\$11,382.50
114096	2023-08-16	UNIVAR SOLUTIONS USA	Inv# 51372958	8/2 24.441 ton sulfuric acid	\$6,061.37		
114096	2023-08-16	UNIVAR SOLUTIONS USA	Inv# 51372958	Discount	(\$121.23)		
114096	2023-08-16	UNIVAR SOLUTIONS USA	Inv# 51372959	8/2 24.582 ton sulfuric acid	\$6,096.34		
114096	2023-08-16	UNIVAR SOLUTIONS USA	Inv# 51372959		(\$121.93)		
114096	2023-08-16	UNIVAR SOLUTIONS USA	Inv# 51380275	8/9 23.537 ton sulfuric acid	\$5,837.18		
114096	2023-08-16	UNIVAR SOLUTIONS USA	Inv# 51380275		(\$116.74)		
114096	2023-08-16	UNIVAR SOLUTIONS USA	Inv# 51380276	8/9 23.565 ton sulfuric acid	\$5,844.12		
114096	2023-08-16	UNIVAR SOLUTIONS USA	Inv# 51380276		(\$116.88)		
		<b>Total for Check:</b>	114096			\$23,362.23	\$115,850.00

# Orange County Water District

## Check Register

**Begin Date:** 2023-08-10

**End Date:** 2023-08-16

**Page:** 15

### Accounts Payable Check Register Presented for Board Ratification and/or Approval

Check No.	Date	Vendor Name	Invoice #	Purpose	Invoice Amount	Check Amount	FYTD
114097	2023-08-16	UNIVERSAL BACKGROUND SCREENING INC	Inv# 202307008258	BPO BACKGROUND CHECK	\$213.71		
		<b>Total for Check:</b> 114097				\$213.71	\$1,965.19
114098	2023-08-16	UTILIQUEST LLC	Inv# 326608-Q	7/9-16 screen/mark pipes	\$2,674.80		
		<b>Total for Check:</b> 114098				\$2,674.80	\$15,351.65
114099	2023-08-16	Uribe, Esmeralda	Inv# DEC 7 THRU AUG.14 SUPPLIE	12/7/22-8/14/23 supplies	\$158.51		
		<b>Total for Check:</b> 114099				\$158.51	\$158.51
114100	2023-08-16	VEOLIA WTS SERVICES USA INC	Inv# 902227279	Veolia 2 Visit PM Service Hard	\$15,649.13		
114100	2023-08-16	VEOLIA WTS SERVICES USA INC	Inv# 902227279	Veolia 2 Visit PM Service Hard	\$2,240.25		
114100	2023-08-16	VEOLIA WTS SERVICES USA INC	Inv# 902227279	Veolia 2 Visit PM Service Hard	\$1,800.90		
114100	2023-08-16	VEOLIA WTS SERVICES USA INC	Inv# 902227279	Veolia 2 Visit PM Service Hard	\$1,703.03		
114100	2023-08-16	VEOLIA WTS SERVICES USA INC	Inv# 902227279	Veolia 2 Visit PM Service Hard	\$723.19		
114100	2023-08-16	VEOLIA WTS SERVICES USA INC	Inv# 902228817	Veolia/SUEZ 2 Visit PM Service	\$15,649.13		
114100	2023-08-16	VEOLIA WTS SERVICES USA INC	Inv# 902228817	Veolia/SUEZ 2 Visit PM Service	\$2,240.25		
114100	2023-08-16	VEOLIA WTS SERVICES USA INC	Inv# 902228817	Veolia/SUEZ 2 Visit PM Service	\$1,800.91		
114100	2023-08-16	VEOLIA WTS SERVICES USA INC	Inv# 902228817	Veolia/SUEZ 2 Visit PM Service	\$1,703.03		
114100	2023-08-16	VEOLIA WTS SERVICES USA INC	Inv# 902228817	Veolia/SUEZ 2 Visit PM Service	\$723.18		
		<b>Total for Check:</b> 114100				\$44,233.00	\$44,233.00
114101	2023-08-16	VWR INTERNATIONAL LLC	Inv# 8813478260		\$51.49		
		<b>Total for Check:</b> 114101				\$51.49	\$12,659.90
114102	2023-08-16	Versluis, Patrick	Inv# JULY 2022-JULY 2023 STIPE	7/10/22-7/9/23 phone stipends	\$475.54		
		<b>Total for Check:</b> 114102				\$475.54	\$475.54
978166	2023-08-10	U.S. BANK NA	Inv# REVENUE REFUNBOND 2019A&B	REVENUE REFUND BONDS 2019A&B	\$20,677,500.28		
		<b>Total for Check:</b> 978166				\$20,677,500.28	\$32,312,128.79
978167	2023-08-15	BOOKY OREN GLOBAL WATER TECHNOLOGIES LTD	Inv# 010000058	Jul23 operation efficiency	\$7,500.00		
		<b>Total for Check:</b> 978167				\$7,500.00	\$15,000.00
978168	2023-08-14	U.S. BANK NA	Inv# REVENUE REFUNBOND 2017A&B	REVENUE REFUND BONDS 2017A&B	\$2,741,921.51		
		<b>Total for Check:</b> 978168				\$2,741,921.51	\$32,312,128.79
978169	2023-08-14	U.S. BANK NA	Inv# REVENUE REFUNBOND 2019C&D	REVENUE REFUND BONDS 2019C&D	\$8,403,500.05		

# Orange County Water District

## Check Register

Begin Date: 2023-08-10

End Date: 2023-08-16

Page: 16

### Accounts Payable Check Register Presented for Board Ratification and/or Approval

---

Check No.	Date	Vendor Name	Invoice #	Purpose	Invoice Amount	Check Amount	FYTD
		<b>Total for Check:</b>	978169			\$8,403,500.05	\$32,312,128.79
<i>Run Date:</i>	8/16/2023				<b>\$35,134,776.23</b>	<b>\$35,134,776.23</b>	

---

# Orange County Water District

## Check Register

**Begin Date:** 2023-08-17

**End Date:** 2023-08-23

**Page:** 1

### Accounts Payable Check Register Presented for Board Ratification and/or Approval

Check No.	Date	Vendor Name	Invoice #	Purpose	Invoice Amount	Check Amount	FYTD
114103	2023-08-23	ACCO ENGINEERED SYSTEMS	Inv# 20430854	MF Building RTU 2 Condenser Co	\$8,673.00		
114103	2023-08-23	ACCO ENGINEERED SYSTEMS	Inv# 20430854	MF Building RTU 2 Condenser Co	\$3,640.00		
114103	2023-08-23	ACCO ENGINEERED SYSTEMS	Inv# 20430854	MF Building RTU 2 Condenser Co	\$80.00		
114103	2023-08-23	ACCO ENGINEERED SYSTEMS	Inv# 20430854	MF Building RTU 2 Condenser Co	\$75.00		
114103	2023-08-23	ACCO ENGINEERED SYSTEMS	Inv# 20433970	Ice Machine Repair	\$1,190.00		
114103	2023-08-23	ACCO ENGINEERED SYSTEMS	Inv# 20433970	Ice Machine Repair	\$100.00		
114103	2023-08-23	ACCO ENGINEERED SYSTEMS	Inv# 20433970	Ice Machine Repair	\$75.00		
114103	2023-08-23	ACCO ENGINEERED SYSTEMS	Inv# 20433970	Ice Machine Repair	\$50.00		
114103	2023-08-23	ACCO ENGINEERED SYSTEMS	Inv# 20433970	Ice Machine Repair	\$43.10		
114103	2023-08-23	ACCO ENGINEERED SYSTEMS	Inv# 20430854	MF Building RTU 2 Condenser Co	\$15,785.06		
<b>Total for Check: 114103</b>						<b>\$29,711.16</b>	<b>\$73,295.61</b>
114104	2023-08-23	ACCUSTANDARD, INC.	Inv# 986183	SUPPLIES	\$65.25		
114104	2023-08-23	ACCUSTANDARD, INC.	Inv# 986183	HANDLING	\$10.88		
<b>Total for Check: 114104</b>						<b>\$76.13</b>	<b>\$2,599.53</b>
114105	2023-08-23	ADAMS-STREETER CIVIL ENGINEERS, INC.	Inv# 000000237601	Jun23 Imperial Hgwy engineer	\$11,240.00		
<b>Total for Check: 114105</b>						<b>\$11,240.00</b>	<b>\$11,240.00</b>
114107	2023-08-23	AGILENT TECHNOLOGIES, INC.	Inv# 126068205		\$1,397.66		
114107	2023-08-23	AGILENT TECHNOLOGIES, INC.	Inv# 126068206	SUPPLIES	\$2,606.74		
114107	2023-08-23	AGILENT TECHNOLOGIES, INC.	Inv# 126068206	SUPPLIES	\$1,329.25		
114107	2023-08-23	AGILENT TECHNOLOGIES, INC.	Inv# 126068206	SUPPLIES	\$338.32		
114107	2023-08-23	AGILENT TECHNOLOGIES, INC.	Inv# 126068206	SUPPLIES	\$302.27		
114107	2023-08-23	AGILENT TECHNOLOGIES, INC.	Inv# 126077956	SUPPLIES	\$397.20		
114107	2023-08-23	AGILENT TECHNOLOGIES, INC.	Inv# 126077956	SUPPLIES	\$178.90		
114107	2023-08-23	AGILENT TECHNOLOGIES, INC.	Inv# 126077956	SUPPLIES	\$131.64		
114107	2023-08-23	AGILENT TECHNOLOGIES, INC.	Inv# 126086815	SUPPLIES	\$704.70		
114107	2023-08-23	AGILENT TECHNOLOGIES, INC.	Inv# 126086815		\$8.70		
114107	2023-08-23	AGILENT TECHNOLOGIES, INC.	Inv# 126088111	SUPPLIES	\$2,699.17		
114107	2023-08-23	AGILENT TECHNOLOGIES, INC.	Inv# 126088111	SUPPLIES	\$1,499.34		
114107	2023-08-23	AGILENT TECHNOLOGIES, INC.	Inv# 126088111	SHIPPING AND HANDLING	\$9.52		
<b>Total for Check: 114107</b>						<b>\$11,603.41</b>	<b>\$23,522.34</b>
114108	2023-08-23	AIR SITES 2000 LLC	Inv# 19059	Site Lease for Repeater	\$450.00		
<b>Total for Check: 114108</b>						<b>\$450.00</b>	<b>\$450.00</b>

# Orange County Water District

## Check Register

**Begin Date:** 2023-08-17

**End Date:** 2023-08-23

**Page:** 2

### Accounts Payable Check Register Presented for Board Ratification and/or Approval

Check No.	Date	Vendor Name	Invoice #	Purpose	Invoice Amount	Check Amount	FYTD
114110	2023-08-23	AMAZON CAPITAL SERVICES, INC	Inv# 11Q9-QXV3-LRHK	FIELD SAFETY & SUPPLIES	\$148.73		
114110	2023-08-23	AMAZON CAPITAL SERVICES, INC	Inv# 11Q9-QXV3-LRHK	FIELD SAFETY & SUPPLIES	\$135.67		
114110	2023-08-23	AMAZON CAPITAL SERVICES, INC	Inv# 11Q9-QXV3-LRHK	FIELD SAFETY & SUPPLIES	\$127.89		
114110	2023-08-23	AMAZON CAPITAL SERVICES, INC	Inv# 11Q9-QXV3-LRHK	FIELD SAFETY & SUPPLIES	\$99.88		
114110	2023-08-23	AMAZON CAPITAL SERVICES, INC	Inv# 11Q9-QXV3-LRHK	FIELD SAFETY & SUPPLIES	\$66.08		
114110	2023-08-23	AMAZON CAPITAL SERVICES, INC	Inv# 11Q9-QXV3-LRHK	FIELD SAFETY & SUPPLIES	\$43.47		
114110	2023-08-23	AMAZON CAPITAL SERVICES, INC	Inv# 11Q9-QXV3-LRHK	FIELD SAFETY & SUPPLIES	\$29.56		
114110	2023-08-23	AMAZON CAPITAL SERVICES, INC	Inv# 11Q9-QXV3-LRHK	FIELD SAFETY & SUPPLIES	\$28.91		
114110	2023-08-23	AMAZON CAPITAL SERVICES, INC	Inv# 11Q9-QXV3-LRHK	FIELD SAFETY & SUPPLIES	\$25.56		
114110	2023-08-23	AMAZON CAPITAL SERVICES, INC	Inv# 11Q9-QXV3-LRHK	FIELD SAFETY & SUPPLIES	\$18.48		
114110	2023-08-23	AMAZON CAPITAL SERVICES, INC	Inv# 11Q9-QXV3-LRHK	FIELD SAFETY & SUPPLIES	\$18.48		
114110	2023-08-23	AMAZON CAPITAL SERVICES, INC	Inv# 11Q9-QXV3-LRHK	FIELD SAFETY & SUPPLIES	\$18.47		
114110	2023-08-23	AMAZON CAPITAL SERVICES, INC	Inv# 11Q9-QXV3-LRHK	FIELD SAFETY & SUPPLIES	\$7.60		
114110	2023-08-23	AMAZON CAPITAL SERVICES, INC	Inv# 11Q9-QXV3-M69J	REPLACES BPO# 516808	\$15.96		
114110	2023-08-23	AMAZON CAPITAL SERVICES, INC	Inv# 1GQ1-QHQJ-4DTD	REPLACES BPO# 516808	\$34.73		
114110	2023-08-23	AMAZON CAPITAL SERVICES, INC	Inv# 1MGX-LPVP-GNHG CELEBRATION	VASES - GWRSFE	\$30.44		
114110	2023-08-23	AMAZON CAPITAL SERVICES, INC	Inv# 1WJW-CMLK-1L7R		(\$816.22)		
114110	2023-08-23	AMAZON CAPITAL SERVICES, INC	Inv# 1XJM-WPDF-4R7Y	FIELD EQUIPMENT PARTS	\$90.91		
114110	2023-08-23	AMAZON CAPITAL SERVICES, INC	Inv# 1XJM-WPDF-4R7Y	FIELD EQUIPMENT PARTS	\$18.86		
114110	2023-08-23	AMAZON CAPITAL SERVICES, INC	Inv# 11Q9-QXV3-LRHK	FIELD SAFETY & SUPPLIES	\$38.06		
<b>Total for Check: 114110</b>						<b>\$181.52</b>	<b>\$4,307.09</b>
114111	2023-08-23	AMAZON WEB SERVICES INC	Inv# 1JQW-7LNQ-J9RPI	4.5mm O-Rings	\$16.30		
114111	2023-08-23	AMAZON WEB SERVICES INC	Inv# 1JQW-7LNQ-J9RPI		\$6.51		
<b>Total for Check: 114111</b>						<b>\$22.81</b>	<b>\$566.43</b>
114112	2023-08-23	AMERICAN ASSOC LABORATORY ACCREDITATION	Inv# T00038798	LAB ASSESSMENT	\$9,720.00		
<b>Total for Check: 114112</b>						<b>\$9,720.00</b>	<b>\$9,720.00</b>
114113	2023-08-23	AMERICAN WATER CHEMICAL, INC	Inv# 52221591	PLANT CHEMICAL - RO	\$37,096.80		
114113	2023-08-23	AMERICAN WATER CHEMICAL, INC	Inv# 52221601	PLANT CHEMICAL - RO CLEANING	\$18,548.40		
<b>Total for Check: 114113</b>						<b>\$55,645.20</b>	<b>\$282,054.60</b>
114115	2023-08-23	ANAHEIM, CITY OF	Inv# 0110196000_20230817	07/17/23-08/15/23	\$25.89		
114115	2023-08-23	ANAHEIM, CITY OF	Inv# 0110198000_20230817	07/17/23-08/11/23	\$219.72		

# Orange County Water District

## Check Register

Begin Date: 2023-08-17

End Date: 2023-08-23

Page: 3

### Accounts Payable Check Register Presented for Board Ratification and/or Approval

Check No.	Date	Vendor Name	Invoice #	Purpose	Invoice Amount	Check Amount	FYTD
114115	2023-08-23	ANAHEIM, CITY OF	Inv# 0110199000_20230817	07/17/23-08/15/23	\$13,394.42		
114115	2023-08-23	ANAHEIM, CITY OF	Inv# 0110452300_20230818	07/18/23-08/15/23	\$383.46		
114115	2023-08-23	ANAHEIM, CITY OF	Inv# 0110561300_20230818	07/18/23-08/15/23	\$245.24		
114115	2023-08-23	ANAHEIM, CITY OF	Inv# 0110562000_20230818	07/18/23-08/16/23	\$9,057.74		
114115	2023-08-23	ANAHEIM, CITY OF	Inv# 0111128000_20230818	07/18/23-08/16/23	\$294.01		
114115	2023-08-23	ANAHEIM, CITY OF	Inv# 0118602000_20230818	07/18/23-08/16/23	\$15.08		
114115	2023-08-23	ANAHEIM, CITY OF	Inv# 0129051000_20230817	07/17/23-08/15/23	\$15.50		
114115	2023-08-23	ANAHEIM, CITY OF	Inv# 0137310300_20230818	07/18/23-08/14/23	\$24.26		
114115	2023-08-23	ANAHEIM, CITY OF	Inv# 0140776000_20230818	07/18/23-08/16/23	\$87.69		
114115	2023-08-23	ANAHEIM, CITY OF	Inv# 0145085300_20230818	07/18/23-08/15/23	\$104.36		
114115	2023-08-23	ANAHEIM, CITY OF	Inv# 0145086300_20230818	07/18/23-08/15/23	\$16.91		
114115	2023-08-23	ANAHEIM, CITY OF	Inv# 0147092000_20230818	07/18/23-08/16/23	\$117.82		
		<b>Total for Check:</b>	114115			\$24,002.10	\$69,643.81
114116	2023-08-23	APPLIED INDUSTRIAL TECHNOLOGIES	Inv# 7027522613	Area 120 Booster Pump Coupler	\$213.76		
114116	2023-08-23	APPLIED INDUSTRIAL TECHNOLOGIES	Inv# 7027522613	Area 120 Booster Pump Coupler	\$126.48		
114116	2023-08-23	APPLIED INDUSTRIAL TECHNOLOGIES	Inv# 7027522613	SHIPPING	\$42.29		
		<b>Total for Check:</b>	114116			\$382.53	\$1,349.05
114117	2023-08-23	ARAMARK UNIFORM SERVICES	Inv# 5890249155	949	\$274.65		
114117	2023-08-23	ARAMARK UNIFORM SERVICES	Inv# 5890249155	949	\$16.45		
114117	2023-08-23	ARAMARK UNIFORM SERVICES	Inv# 5890252699	949	\$349.79		
114117	2023-08-23	ARAMARK UNIFORM SERVICES	Inv# 5890252699	949	\$16.45		
114117	2023-08-23	ARAMARK UNIFORM SERVICES	Inv# 5890253430	949	\$167.14		
114117	2023-08-23	ARAMARK UNIFORM SERVICES	Inv# 5890253431	949	\$307.84		
114117	2023-08-23	ARAMARK UNIFORM SERVICES	Inv# 5890253431	949	\$3.51		
114117	2023-08-23	ARAMARK UNIFORM SERVICES	Inv# 5890253432	949	\$6.08		
114117	2023-08-23	ARAMARK UNIFORM SERVICES	Inv# 5890253433	949	\$176.59		
114117	2023-08-23	ARAMARK UNIFORM SERVICES	Inv# 5890253433	949	\$27.15		
		<b>Total for Check:</b>	114117			\$1,345.65	\$8,893.83
114118	2023-08-23	AT & T	Inv# 7146304323_20230804	8/4-9/3/2023	\$1,157.06		
		<b>Total for Check:</b>	114118			\$1,157.06	\$7,220.14

# Orange County Water District

## Check Register

**Begin Date:** 2023-08-17

**End Date:** 2023-08-23

**Page:** 4

### Accounts Payable Check Register Presented for Board Ratification and/or Approval

Check No.	Date	Vendor Name	Invoice #	Purpose	Invoice Amount	Check Amount	FYTD
114119	2023-08-23	AT & T	Inv# 335 253-2206_20230807	8/7-9/6/2023	\$81.71		
		<b>Total for Check:</b>	114119			\$81.71	\$7,220.14
114120	2023-08-23	AT & T	Inv# 339 259-6949_20230807	8/7-9/6/2023	\$65.93		
		<b>Total for Check:</b>	114120			\$65.93	\$7,220.14
114121	2023-08-23	ATLAS COPCO COMPRESSORS LLC	Inv# 1123075818	Generated by reorder 7/13/23 1	\$707.18		
114121	2023-08-23	ATLAS COPCO COMPRESSORS LLC	Inv# 1123075818	Generated by reorder 7/13/23 1	\$600.04		
114121	2023-08-23	ATLAS COPCO COMPRESSORS LLC	Inv# 1123075818	freight	\$36.61		
		<b>Total for Check:</b>	114121			\$1,343.83	\$1,343.83
114122	2023-08-23	BC2 ENVIRONMENTAL, LLC	Inv# 23-29185RET	F.Ret.Release GBM-2023-1	\$4,061.10		
		<b>Total for Check:</b>	114122			\$4,061.10	\$81,222.00
114123	2023-08-23	BEACH CITIES DUCKS UNLIMITED	Inv# SPONSORSHIP 2023	SPONSORSHIP	\$1,300.00		
		<b>Total for Check:</b>	114123			\$1,300.00	\$1,300.00
114125	2023-08-23	BEAR STATE WATER HEATING	Inv# 781063	Additional Work for Boiler Ins	\$1,000.00		
114125	2023-08-23	BEAR STATE WATER HEATING	Inv# 781063	Additional Work for Boiler Ins	\$291.67		
114125	2023-08-23	BEAR STATE WATER HEATING	Inv# 781063	Additional Work for Boiler Ins	\$190.31		
114125	2023-08-23	BEAR STATE WATER HEATING	Inv# 781063	Additional Work for Boiler Ins	\$148.44		
114125	2023-08-23	BEAR STATE WATER HEATING	Inv# 781063	Additional Work for Boiler Ins	\$92.79		
114125	2023-08-23	BEAR STATE WATER HEATING	Inv# 781063	Additional Work for Boiler Ins	\$86.17		
114125	2023-08-23	BEAR STATE WATER HEATING	Inv# 781063	Additional Work for Boiler Ins	\$81.56		
114125	2023-08-23	BEAR STATE WATER HEATING	Inv# 781063	Additional Work for Boiler Ins	\$62.52		
114125	2023-08-23	BEAR STATE WATER HEATING	Inv# 781549	Additional Repairs at Lab Boil	\$625.00		
114125	2023-08-23	BEAR STATE WATER HEATING	Inv# 781549	Additional Repairs at Lab Boil	\$148.44		
114125	2023-08-23	BEAR STATE WATER HEATING	Inv# 781549	Additional Repairs at Lab Boil	\$87.50		
114125	2023-08-23	BEAR STATE WATER HEATING	Inv# 781549	Additional Repairs at Lab Boil	\$43.77		
114125	2023-08-23	BEAR STATE WATER HEATING	Inv# 781549	Additional Repairs at Lab Boil	\$25.00		
114125	2023-08-23	BEAR STATE WATER HEATING	Inv# 781549	Additional Repairs at Lab Boil	\$24.21		
114125	2023-08-23	BEAR STATE WATER HEATING	Inv# 781063	Additional Work for Boiler Ins	\$27.52		
114125	2023-08-23	BEAR STATE WATER HEATING	Inv# 781063	Additional Work for Boiler Ins	\$43.77		
		<b>Total for Check:</b>	114125			\$2,978.67	\$54,542.39
114126	2023-08-23	BLUESPACE INTERIORS	Inv# S0913328	Generated by reorder 5/19/23 8	\$417.34		



# Orange County Water District

## Check Register

**Begin Date:** 2023-08-17

**End Date:** 2023-08-23

**Page:** 5

### Accounts Payable Check Register Presented for Board Ratification and/or Approval

Check No.	Date	Vendor Name	Invoice #	Purpose	Invoice Amount	Check Amount	FYTD
114126	2023-08-23	BLUESPACE INTERIORS	Inv# S0913328		\$2.99		
		<b>Total for Check:</b>	114126			\$420.33	\$3,653.32
114127	2023-08-23	BOOT BARN INC.	Inv# INV00280583	BPO BOOT BARN	\$199.33		
114127	2023-08-23	BOOT BARN INC.	Inv# INV00280584	BPO BOOT BARN	\$134.68		
114127	2023-08-23	BOOT BARN INC.	Inv# INV00280585	BPO BOOT BARN	\$161.61		
		<b>Total for Check:</b>	114127			\$495.62	\$1,628.95
114128	2023-08-23	BPS SUPPLY GROUP	Inv# S3051736.001	Generated by reorder 6/28/23 1	\$46.60		
114128	2023-08-23	BPS SUPPLY GROUP	Inv# S3051736.001	SHIPPING	\$11.54		
114128	2023-08-23	BPS SUPPLY GROUP	Inv# S3051736.001	HANDLING	\$4.35		
114128	2023-08-23	BPS SUPPLY GROUP	Inv# S3051736.001	DISCOUNT	(\$0.86)		
		<b>Total for Check:</b>	114128			\$61.63	\$1,617.21
114129	2023-08-23	BRENNTAG PACIFIC INC.	Inv# BPI365232	8/16 21.69 ton citric acid	\$65,102.53		
114129	2023-08-23	BRENNTAG PACIFIC INC.	Inv# BPI365232		(\$1,302.05)		
		<b>Total for Check:</b>	114129			\$63,800.48	\$365,833.57
114130	2023-08-23	Boyd, Michelle	Inv# JUN22-SEPT23 PHONE STIPEN ph.stipends(15)	6/4/22-9/3/23	\$600.00		
		<b>Total for Check:</b>	114130			\$600.00	\$600.00
114131	2023-08-23	CALIFORNIA BARRICADE RENTALS, INC.	Inv# 83892	BPO TRAFFIC CONTROL SERVICES	\$1,250.00		
		<b>Total for Check:</b>	114131			\$1,250.00	\$1,250.00
114132	2023-08-23	CERIDIAN HCM, INC.	Inv# IN949403	Aug23 payroll svc	\$5,497.94		
		<b>Total for Check:</b>	114132			\$5,497.94	\$10,947.79
114133	2023-08-23	CHEMCO PRODUCTS COMPANY	Inv# 209890	Monthly Closed Loop Water Serv	\$291.50		
114133	2023-08-23	CHEMCO PRODUCTS COMPANY	Inv# 241428	Monthly Closed Loop Water Serv	\$291.50		
		<b>Total for Check:</b>	114133			\$583.00	\$583.00
114134	2023-08-23	CONNOR, FLETCHER & HEDENKAMP LLC	Inv# 827	Jun23 legal/PFAS	\$8,860.00		
114134	2023-08-23	CONNOR, FLETCHER & HEDENKAMP LLC	Inv# 828	Jun23 legal/Sabic	\$480.00		
		<b>Total for Check:</b>	114134			\$9,340.00	\$12,724.09
114135	2023-08-23	CONSTELLATION NEWENERGY INC.	Inv# 66040773301	7/3/2023-8/3/2023	\$1,805,555.44		
		<b>Total for Check:</b>	114135			\$1,805,555.44	\$3,056,822.91
114136	2023-08-23	CONVERGEONE INC	Inv# 1E9110632	SBC Support and Maintenance	\$568.00		

# Orange County Water District

## Check Register

**Begin Date:** 2023-08-17

**End Date:** 2023-08-23

**Page:** 6

### Accounts Payable Check Register Presented for Board Ratification and/or Approval

Check No.	Date	Vendor Name	Invoice #	Purpose	Invoice Amount	Check Amount	FYTD
		<b>Total for Check:</b>	114136			\$568.00	\$3,424.00
114137	2023-08-23	COUNTY OF ORANGE-HEALTH CARE AGENCY	Inv# IN2662062	Above Ground Storage Tanks	\$157.00		
114137	2023-08-23	COUNTY OF ORANGE-HEALTH CARE AGENCY	Inv# IN2662414	Haz Matl Tank Chemicals	\$1,367.00		
		<b>Total for Check:</b>	114137			\$1,524.00	\$1,524.00
114138	2023-08-23	CPI INTERNATIONAL	Inv# 20061584	SUPPLIES	\$126.15		
114138	2023-08-23	CPI INTERNATIONAL	Inv# 20061584	SUPPLIES	\$126.15		
114138	2023-08-23	CPI INTERNATIONAL	Inv# 20061584	SUPPLIES	\$126.15		
114138	2023-08-23	CPI INTERNATIONAL	Inv# 20061584	SUPPLIES	\$66.34		
114138	2023-08-23	CPI INTERNATIONAL	Inv# 20061584	SUPPLIES	\$66.34		
114138	2023-08-23	CPI INTERNATIONAL	Inv# 20061584	DISOCUNT	(\$11.72)		
114138	2023-08-23	CPI INTERNATIONAL	Inv# 20061584	SUPPLIES	\$126.15		
		<b>Total for Check:</b>	114138			\$625.56	\$625.56
114139	2023-08-23	CUMMINS CAL PACIFIC LLC.	Inv# X9-23901	Load Test Diesel Generators	\$1,165.00		
		<b>Total for Check:</b>	114139			\$1,165.00	\$1,165.00
114140	2023-08-23	CWEA	Inv# JLK FOR K. LANE	CERTIFICATION APPLICATION	\$428.00		
		<b>Total for Check:</b>	114140			\$428.00	\$1,712.00
114141	2023-08-23	CWEA	Inv# JLK FOR B. MANNING	CERTIFICATION APPLICATION	\$413.00		
		<b>Total for Check:</b>	114141			\$413.00	\$1,712.00
114142	2023-08-23	CWEA	Inv# JLK FOR J. KIRKWOOD	CERTIFICATION RENEWAL (MEM)	\$221.00		
		<b>Total for Check:</b>	114142			\$221.00	\$1,712.00
114143	2023-08-23	CWEA	Inv# JLK. FOR J. FLINT- CERT R	CERTIFICATION RENEWAL-MEM/CERT	\$334.00		
		<b>Total for Check:</b>	114143			\$334.00	\$1,712.00
114144	2023-08-23	Cervantes, Alex	Inv# AUGUST 12, 2023	8/12/23 fuel reimbursement	\$175.00		
		<b>Total for Check:</b>	114144			\$175.00	\$175.00
114145	2023-08-23	Cornell, Ryan	Inv# AUGUST 7-10, 2023 TRAVEL	8/7-10/23 travel Tri-State	\$540.44		
		<b>Total for Check:</b>	114145			\$540.44	\$540.44
114146	2023-08-23	DUTHIE POWER SERVICES	Inv# S116898		\$972.97		
114146	2023-08-23	DUTHIE POWER SERVICES	Inv# S116898	5 coves generator breaker repl	\$848.51		

# Orange County Water District

## Check Register

**Begin Date:** 2023-08-17

**End Date:** 2023-08-23

**Page:** 7

### Accounts Payable Check Register Presented for Board Ratification and/or Approval

Check No.	Date	Vendor Name	Invoice #	Purpose	Invoice Amount	Check Amount	FYTD
114146	2023-08-23	DUTHIE POWER SERVICES	Inv# S116899	5 coves generator breaker repl	\$912.95		
<b>Total for Check:</b> 114146						\$2,734.43	\$2,734.43
114147	2023-08-23	Drain, Matthew	Inv# DEC22-JUN23 PHONE STIPEND		\$240.00		
<b>Total for Check:</b> 114147						\$240.00	\$240.00
114148	2023-08-23	EMEDCO INC.	Inv# 9353725570	SAFETY SUPPLIES FOR OPS	\$542.80		
114148	2023-08-23	EMEDCO INC.	Inv# 9353725570		\$5.44		
<b>Total for Check:</b> 114148						\$548.24	\$548.24
114149	2023-08-23	EXCELSIOR ELEVATOR	Inv# 32781	BPO ELEVATOR SERVICE	\$615.00		
114149	2023-08-23	EXCELSIOR ELEVATOR	Inv# 32867	BPO ELEVATOR SERVICE	\$583.33		
114149	2023-08-23	EXCELSIOR ELEVATOR	Inv# 32942	BPO ELEVATOR SERVICE	\$583.33		
<b>Total for Check:</b> 114149						\$1,781.66	\$2,942.49
114150	2023-08-23	FACTORY MOTOR PARTS	Inv# 102-193122	Generated by reorder 7/26/23 1	\$158.26		
<b>Total for Check:</b> 114150						\$158.26	\$1,961.18
114151	2023-08-23	FEDERAL EXPRESS CORPORATION	Inv# 8-228-64795	Package Delivery	\$73.69		
<b>Total for Check:</b> 114151						\$73.69	\$3,576.19
114153	2023-08-23	FISHER SCIENTIFIC CO.	Inv# 4448350	SUPPLIES	\$730.21		
114153	2023-08-23	FISHER SCIENTIFIC CO.	Inv# 4448350	SUPPLIES	\$605.41		
114153	2023-08-23	FISHER SCIENTIFIC CO.	Inv# 4448350	SUPPLIES	\$557.29		
114153	2023-08-23	FISHER SCIENTIFIC CO.	Inv# 4448350	SUPPLIES	\$486.57		
114153	2023-08-23	FISHER SCIENTIFIC CO.	Inv# 4448350	SUPPLIES	\$278.84		
114153	2023-08-23	FISHER SCIENTIFIC CO.	Inv# 4448350	SUPPLIES	\$221.28		
114153	2023-08-23	FISHER SCIENTIFIC CO.	Inv# 4448350	Shipping	\$6.70		
114153	2023-08-23	FISHER SCIENTIFIC CO.	Inv# 4488610	SUPPLIES	\$2,646.50		
114153	2023-08-23	FISHER SCIENTIFIC CO.	Inv# 4488610	SUPPLIES	\$517.92		
114153	2023-08-23	FISHER SCIENTIFIC CO.	Inv# 4488610	SUPPLIES	\$517.92		
114153	2023-08-23	FISHER SCIENTIFIC CO.	Inv# 4488610	SUPPLIES	\$485.14		
114153	2023-08-23	FISHER SCIENTIFIC CO.	Inv# 4488610	SUPPLIES	\$147.90		
114153	2023-08-23	FISHER SCIENTIFIC CO.	Inv# 4488610	SUPPLIES	\$115.21		
114153	2023-08-23	FISHER SCIENTIFIC CO.	Inv# 4528380	SUPPLIES	\$3,156.47		
114153	2023-08-23	FISHER SCIENTIFIC CO.	Inv# 4528380	Shipping	\$6.70		
114153	2023-08-23	FISHER SCIENTIFIC CO.	Inv# 4564510	SUPPLIES	\$94.11		

# Orange County Water District

## Check Register

Begin Date: 2023-08-17

End Date: 2023-08-23

Page: 8

### Accounts Payable Check Register Presented for Board Ratification and/or Approval

Check No.	Date	Vendor Name	Invoice #	Purpose	Invoice Amount	Check Amount	FYTD
114153	2023-08-23	FISHER SCIENTIFIC CO.	Inv# 4564511	SUPPLIES	\$690.57		
		<b>Total for Check:</b>	114153			\$11,264.74	\$56,455.81
114154	2023-08-23	FOUNTAIN VALLEY, CITY OF	Inv# 8157-238000-13AUG23	6/18/2023-8/13/2023	\$742.40		
114154	2023-08-23	FOUNTAIN VALLEY, CITY OF	Inv# 8166-300500-01AUG23	6/18/2023-8/13/2023	\$20,193.96		
		<b>Total for Check:</b>	114154			\$20,936.36	\$47,135.28
114155	2023-08-23	FRONTIER COMMUNICATIONS	Inv# 213-002-8985_20230807	08/07/23 - 09/06/23	\$45.26		
		<b>Total for Check:</b>	114155			\$45.26	\$8,034.76
114156	2023-08-23	FRONTIER COMMUNICATIONS	Inv# 714-274-0393_20230807	08/07/23-09/06/23	\$1,171.23		
		<b>Total for Check:</b>	114156			\$1,171.23	\$8,034.76
114157	2023-08-23	FRUIT GROWERS LABORATORY INC	Inv# 310230A	BPO RADIOACTIVITY ANAYLSES	\$959.00		
114157	2023-08-23	FRUIT GROWERS LABORATORY INC	Inv# 310395A	BPO RADIOACTIVITY ANAYLSES	\$481.00		
114157	2023-08-23	FRUIT GROWERS LABORATORY INC	Inv# 310398A	BPO RADIOACTIVITY ANAYLSES	\$481.00		
114157	2023-08-23	FRUIT GROWERS LABORATORY INC	Inv# 310906A	BPO RADIOACTIVITY ANAYLSES	\$267.00		
114157	2023-08-23	FRUIT GROWERS LABORATORY INC	Inv# 310910A	BPO RADIOACTIVITY ANAYLSES	\$267.00		
		<b>Total for Check:</b>	114157			\$2,455.00	\$17,636.00
114158	2023-08-23	FUTURE INDUSTRIAL TECHNOLOGY INC.	Inv# 22328	dr clapper	\$8,214.77		
		<b>Total for Check:</b>	114158			\$8,214.77	\$8,214.77
114161	2023-08-23	GRAINGER INC.	Inv# 9764348893	BPO INDUSTRIAL SUPPLIES	\$212.00		
114161	2023-08-23	GRAINGER INC.	Inv# 9764348901	Generated by reorder 7/5/23 10	\$525.50		
114161	2023-08-23	GRAINGER INC.	Inv# 9764348901	Generated by reorder 7/5/23 10	\$358.03		
114161	2023-08-23	GRAINGER INC.	Inv# 9764348901	Generated by reorder 7/5/23 10	\$201.96		
114161	2023-08-23	GRAINGER INC.	Inv# 9764348901	Generated by reorder 7/5/23 10	\$148.22		
114161	2023-08-23	GRAINGER INC.	Inv# 9764348901	Generated by reorder 7/5/23 10	\$119.12		
114161	2023-08-23	GRAINGER INC.	Inv# 9764348901	Generated by reorder 7/5/23 10	\$47.33		
114161	2023-08-23	GRAINGER INC.	Inv# 9764348901	Generated by reorder 7/5/23 10	\$39.60		
114161	2023-08-23	GRAINGER INC.	Inv# 9764348901	Generated by reorder 7/5/23 10	\$36.21		
114161	2023-08-23	GRAINGER INC.	Inv# 9764348901	Generated by reorder 7/5/23 10	\$34.31		
114161	2023-08-23	GRAINGER INC.	Inv# 9764348901	Generated by reorder 7/5/23 10	\$33.87		

# Orange County Water District

## Check Register

**Begin Date:** 2023-08-17

**End Date:** 2023-08-23

**Page:** 9

### Accounts Payable Check Register Presented for Board Ratification and/or Approval

Check No.	Date	Vendor Name	Invoice #	Purpose	Invoice Amount	Check Amount	FYTD
114161	2023-08-23	GRAINGER INC.	Inv# 9764348901	Generated by reorder 7/5/23 10	\$31.30		
114161	2023-08-23	GRAINGER INC.	Inv# 9764348901	Generated by reorder 7/5/23 10	\$22.30		
114161	2023-08-23	GRAINGER INC.	Inv# 9764869609		\$262.09		
114161	2023-08-23	GRAINGER INC.	Inv# 9764348901	Generated by reorder 7/5/23 10	\$21.76		
114161	2023-08-23	GRAINGER INC.	Inv# 9766425053	BPO INDUSTRIAL SUPPLIES	\$176.50		
114161	2023-08-23	GRAINGER INC.	Inv# 9768895790		\$5,023.17		
114161	2023-08-23	GRAINGER INC.	Inv# 9768895790		\$334.19		
114161	2023-08-23	GRAINGER INC.	Inv# 9768895790		\$327.98		
114161	2023-08-23	GRAINGER INC.	Inv# 9768895790		\$174.35		
114161	2023-08-23	GRAINGER INC.	Inv# 9768895790		\$172.00		
114161	2023-08-23	GRAINGER INC.	Inv# 9768895790		\$86.00		
114161	2023-08-23	GRAINGER INC.	Inv# 9769234890	Generated by reorder 6/28/23 1	\$2,890.84		
114161	2023-08-23	GRAINGER INC.	Inv# 9769234890	Generated by reorder 6/28/23 1	\$384.91		
114161	2023-08-23	GRAINGER INC.	Inv# 9769234890	Generated by reorder 6/28/23 1	\$199.82		
114161	2023-08-23	GRAINGER INC.	Inv# 9769234890	Generated by reorder 6/28/23 1	\$39.97		
<b>Total for Check: 114161</b>						<b>\$11,903.33</b>	<b>\$37,801.63</b>
114162	2023-08-23	GRAYBAR ELECTRIC COMPANY, INC.	Inv# 9333444610	Legacy I-Well Phoenix Subnet C	\$3,497.73		
114162	2023-08-23	GRAYBAR ELECTRIC COMPANY, INC.	Inv# 9333444610	Legacy I-Well Phoenix Subnet C	\$1,603.62		
114162	2023-08-23	GRAYBAR ELECTRIC COMPANY, INC.	Inv# 9333444610	Discount	(\$46.91)		
114162	2023-08-23	GRAYBAR ELECTRIC COMPANY, INC.	Inv# 9333504389	Phoenix Quint4-PS/1AC/24VDC/10	\$1,107.99		
114162	2023-08-23	GRAYBAR ELECTRIC COMPANY, INC.	Inv# 9333504389	Frt	\$16.21		
114162	2023-08-23	GRAYBAR ELECTRIC COMPANY, INC.	Inv# 9333504389	Handling	\$5.44		
114162	2023-08-23	GRAYBAR ELECTRIC COMPANY, INC.	Inv# 9333504389	Discount	(\$10.19)		
<b>Total for Check: 114162</b>						<b>\$6,173.89</b>	<b>\$7,494.71</b>
114163	2023-08-23	Greening, Mark	Inv# DEC22-JUN23 PHONE STIPEND	12/5/22-6/4/23	\$240.00		
<b>Total for Check: 114163</b>						<b>\$240.00</b>	<b>\$240.00</b>
114164	2023-08-23	HI STANDARD AUTOMOTIVE, LLC	Inv# 27001	RO: T-147 LIGHT BAR CONTROLLER	\$383.89		

# Orange County Water District

## Check Register

**Begin Date:** 2023-08-17

**End Date:** 2023-08-23

**Page:** 10

### Accounts Payable Check Register Presented for Board Ratification and/or Approval

Check No.	Date	Vendor Name	Invoice #	Purpose	Invoice Amount	Check Amount	FYTD
114164	2023-08-23	HI STANDARD AUTOMOTIVE, LLC	Inv# 27001	Shipping	\$13.66		
		<b>Total for Check:</b>	114164			\$397.55	\$397.55
114165	2023-08-23	HOME DEPOT CREDIT SERVICES	Inv# 6025210	BPO INDUSTRIAL SUPPLIES	\$56.65		
114165	2023-08-23	HOME DEPOT CREDIT SERVICES	Inv# 7010558	BPO INDUSTRIAL SUPPLIES	\$75.29		
		<b>Total for Check:</b>	114165			\$131.94	\$3,116.71
114166	2023-08-23	HUNTINGTON BEACH FORD	Inv# 36135	RO:A-75 REPAIR ELECTRICAL AND	\$600.00		
114166	2023-08-23	HUNTINGTON BEACH FORD	Inv# 36135	RO:A-75 REPAIR ELECTRICAL AND	\$308.89		
		<b>Total for Check:</b>	114166			\$908.89	\$908.89
114167	2023-08-23	Hollinden, Patrick	Inv# JUL22-AUG23	PHONE STIPEND	\$520.00		
				7/26/22-8/25/23 phone stipend			
		<b>Total for Check:</b>	114167			\$520.00	\$520.00
114168	2023-08-23	IMPERIAL SPRINKLER SUPPLY, INC.	Inv# 0011956890-003	Generated by reorder 4/26/23 1	\$106.68		
114168	2023-08-23	IMPERIAL SPRINKLER SUPPLY, INC.	Inv# 0011956890-003	Discount	(\$1.98)		
		<b>Total for Check:</b>	114168			\$104.70	\$810.66
114169	2023-08-23	INSIGHT PUBLIC SECTOR, INC	Inv# 1101077366	E-mail security	\$10,964.25		
		<b>Total for Check:</b>	114169			\$10,964.25	\$30,267.80
114170	2023-08-23	INTEGRATED DNA TECHNOLOGIES, INC.	Inv# 9002938882		\$104.90		
114170	2023-08-23	INTEGRATED DNA TECHNOLOGIES, INC.	Inv# 9002938882		\$104.90		
114170	2023-08-23	INTEGRATED DNA TECHNOLOGIES, INC.	Inv# 9002938882		\$91.47		
114170	2023-08-23	INTEGRATED DNA TECHNOLOGIES, INC.	Inv# 9002938882		\$91.47		
114170	2023-08-23	INTEGRATED DNA TECHNOLOGIES, INC.	Inv# 9002938882		\$38.78		
114170	2023-08-23	INTEGRATED DNA TECHNOLOGIES, INC.	Inv# 9002938882		\$38.77		
114170	2023-08-23	INTEGRATED DNA TECHNOLOGIES, INC.	Inv# 9002938882	S&H	\$3.80		
		<b>Total for Check:</b>	114170			\$474.09	\$474.09
114171	2023-08-23	IRVINE PIPE & SUPPLY CO	Inv# S116168358.001	Generated by reorder 6/28/23 1	\$64.92		
114171	2023-08-23	IRVINE PIPE & SUPPLY CO	Inv# S116168358.001	S&H	\$13.65		
114171	2023-08-23	IRVINE PIPE & SUPPLY CO	Inv# S116168358.001	Discount	(\$1.19)		

# Orange County Water District

## Check Register

**Begin Date:** 2023-08-17

**End Date:** 2023-08-23

**Page:** 11

### Accounts Payable Check Register Presented for Board Ratification and/or Approval

Check No.	Date	Vendor Name	Invoice #	Purpose	Invoice Amount	Check Amount	FYTD
		<b>Total for Check:</b>	114171			\$77.38	\$13,630.55
114172	2023-08-23	KDC SYSTEMS	Inv# 07242335226	Remove & Replace Injector Well	\$21,190.00		
		<b>Total for Check:</b>	114172			\$21,190.00	\$27,020.00
114173	2023-08-23	LANE, KENNY	Inv# AUGUST 7-10, 2023 TRAVEL	8/7-10/23 travel	\$510.38		
		<b>Total for Check:</b>	114173			\$510.38	\$510.38
114174	2023-08-23	LHOIST NORTH AMERICA	Inv# 1102318133	7/25 (2)lime 25.19 & 24.67 ton	\$20,342.88		
114174	2023-08-23	LHOIST NORTH AMERICA	Inv# 1102318351	7/27 (2)lime 24.76 & 26.39 ton	\$20,869.21		
		<b>Total for Check:</b>	114174			\$41,212.09	\$298,288.80
114175	2023-08-23	MAIL DELIVERY SERVICE CO.	Inv# 21517	BPO MAIL DELIVERY	\$301.50		
114175	2023-08-23	MAIL DELIVERY SERVICE CO.	Inv# 21517	BPO MAIL DELIVERY	\$66.00		
114175	2023-08-23	MAIL DELIVERY SERVICE CO.	Inv# 21517	Fuel Surcharge	\$18.09		
114175	2023-08-23	MAIL DELIVERY SERVICE CO.	Inv# 21517	Fuel Surcharge	\$3.96		
		<b>Total for Check:</b>	114175			\$389.55	\$779.10
114176	2023-08-23	MCFADDEN-DALE HARDWARE CO.	Inv# 3630053	BPO INDUSTRIAL SUPPLIES	\$86.38		
114176	2023-08-23	MCFADDEN-DALE HARDWARE CO.	Inv# 3630053	Discount	(\$2.37)		
114176	2023-08-23	MCFADDEN-DALE HARDWARE CO.	Inv# 3630963	BPO INDUSTRIAL SUPPLIES	\$11.91		
114176	2023-08-23	MCFADDEN-DALE HARDWARE CO.	Inv# 3630963	Discount	(\$0.33)		
114176	2023-08-23	MCFADDEN-DALE HARDWARE CO.	Inv# 5209455	BPO INDUSTRIAL SUPPLIES	\$55.65		
114176	2023-08-23	MCFADDEN-DALE HARDWARE CO.	Inv# 5209455	Discount	(\$1.55)		
114176	2023-08-23	MCFADDEN-DALE HARDWARE CO.	Inv# 5210735	BPO INDUSTRIAL SUPPLIES	\$9.69		
114176	2023-08-23	MCFADDEN-DALE HARDWARE CO.	Inv# 5210735	Discount	(\$0.27)		
114176	2023-08-23	MCFADDEN-DALE HARDWARE CO.	Inv# 5227955	BPO INDUSTRIAL SUPPLIES	\$9.37		
114176	2023-08-23	MCFADDEN-DALE HARDWARE CO.	Inv# 5227955	Discount	(\$0.26)		
		<b>Total for Check:</b>	114176			\$168.22	\$2,198.11
114177	2023-08-23	MCMaster-CARR SUPPLY COMPANY	Inv# 12433080	BPO INDUSTRIAL SUPPLIES	\$78.46		
114177	2023-08-23	MCMaster-CARR SUPPLY COMPANY	Inv# 12433080	Shipping	\$8.07		
114177	2023-08-23	MCMaster-CARR SUPPLY COMPANY	Inv# 12433080	Discount	(\$1.57)		
114177	2023-08-23	MCMaster-CARR SUPPLY COMPANY	Inv# 12744693	BPO INDUSTRIAL SUPPLIES	\$156.86		
114177	2023-08-23	MCMaster-CARR SUPPLY COMPANY	Inv# 12744693	Shipping	\$8.08		

# Orange County Water District

## Check Register

**Begin Date:** 2023-08-17

**End Date:** 2023-08-23

**Page:** 12

### Accounts Payable Check Register Presented for Board Ratification and/or Approval

Check No.	Date	Vendor Name	Invoice #	Purpose	Invoice Amount	Check Amount	FYTD
114177	2023-08-23	MCMaster-CARR SUPPLY COMPANY	Inv# 12744693	Discount	(\$3.14)		
114177	2023-08-23	MCMaster-CARR SUPPLY COMPANY	Inv# 12888390	research center supplies	\$189.77		
114177	2023-08-23	MCMaster-CARR SUPPLY COMPANY	Inv# 12888390	Shipping	\$8.08		
114177	2023-08-23	MCMaster-CARR SUPPLY COMPANY	Inv# 12888390	Discount	(\$3.80)		
<b>Total for Check:</b> 114177						\$440.81	\$10,364.23
114178	2023-08-23	MERLO, JOHN	Inv# JAN-JUL23 PHONE STIPENDS	1/24-7/23/23 phone stipend	\$154.15		
<b>Total for Check:</b> 114178						\$154.15	\$154.15
114179	2023-08-23	MILLER & AXLINE	Inv# 11474	7/24 legal/South Basin	\$4,237.10		
<b>Total for Check:</b> 114179						\$4,237.10	\$9,840.34
114180	2023-08-23	Miller, Liam	Inv# JAN-AUG23 PHONE STIPENDA	1/21-8/20/23 phone stipend	\$280.00		
<b>Total for Check:</b> 114180						\$280.00	\$280.00
114181	2023-08-23	NAPA/ORANGE COUNTY AUTO PARTS	Inv# 676645	BPO AUTO PARTS	\$5.70		
114181	2023-08-23	NAPA/ORANGE COUNTY AUTO PARTS	Inv# 676645	Discount	(\$0.11)		
114181	2023-08-23	NAPA/ORANGE COUNTY AUTO PARTS	Inv# 676663	BPO AUTO PARTS	\$34.78		
114181	2023-08-23	NAPA/ORANGE COUNTY AUTO PARTS	Inv# 676663	Discount	(\$0.70)		
<b>Total for Check:</b> 114181						\$39.67	\$1,244.60
114182	2023-08-23	NORTHWEST MOSQUITO AND VECTOR	Inv# 1654	BPO FOR MOSQUITO CONTROL AT PR	\$2,127.29		
<b>Total for Check:</b> 114182						\$2,127.29	\$3,346.32
114183	2023-08-23	ODP BUSINESS SOLUTIONS LLC	Inv# 321159117001	SUPPLIES	\$109.98		
114183	2023-08-23	ODP BUSINESS SOLUTIONS LLC	Inv# 321159117001	SUPPLIES	\$91.98		
<b>Total for Check:</b> 114183						\$201.96	\$340.40
114185	2023-08-23	OLIN CHLOR ALKALI PRODUCTS	Inv# 900301486	7/24 4922 gal s.hypochlorite	\$10,601.76		
114185	2023-08-23	OLIN CHLOR ALKALI PRODUCTS	Inv# 900301487	7/24 4922 gal s.hypochlorite	\$10,601.76		
114185	2023-08-23	OLIN CHLOR ALKALI PRODUCTS	Inv# 900301488	7/24 4938 gal s.hypochlorite	\$10,636.22		
114185	2023-08-23	OLIN CHLOR ALKALI PRODUCTS	Inv# 900301489	7/24 4910 gal s.hypochlorite	\$10,575.91		



# Orange County Water District

## Check Register

**Begin Date:** 2023-08-17

**End Date:** 2023-08-23

**Page:** 13

### Accounts Payable Check Register Presented for Board Ratification and/or Approval

Check No.	Date	Vendor Name	Invoice #	Purpose	Invoice Amount	Check Amount	FYTD
114185	2023-08-23	OLIN CHLOR ALKALI PRODUCTS	Inv# 900302182	7/25 4910 gal s.hypochlorite	\$10,575.91		
114185	2023-08-23	OLIN CHLOR ALKALI PRODUCTS	Inv# 900302183	7/25 4906 gal s.hypochlorite	\$10,567.29		
114185	2023-08-23	OLIN CHLOR ALKALI PRODUCTS	Inv# 900302184	7/25 4924 gal s.hypochlorite	\$10,606.07		
114185	2023-08-23	OLIN CHLOR ALKALI PRODUCTS	Inv# 900302738	7/26 4944 gal s.hypochlorite	\$10,649.14		
114185	2023-08-23	OLIN CHLOR ALKALI PRODUCTS	Inv# 900303368	7/27 4926 gal s.hypochlorite	\$10,610.37		
114185	2023-08-23	OLIN CHLOR ALKALI PRODUCTS	Inv# 900303369	7/27 4958 gal s.hypochlorite	\$10,679.30		
114185	2023-08-23	OLIN CHLOR ALKALI PRODUCTS	Inv# 900303604	7/27 4930 gal s.hypochlorite	\$10,618.99		
114185	2023-08-23	OLIN CHLOR ALKALI PRODUCTS	Inv# 900303605	7/27 4912 gal s.hypochlorite	\$10,580.22		
114185	2023-08-23	OLIN CHLOR ALKALI PRODUCTS	Inv# 900303897	7/28 4956 gal s.hypochlorite	\$10,674.99		
114185	2023-08-23	OLIN CHLOR ALKALI PRODUCTS	Inv# 900303898	7/28 5004 gal s.hypochlorite	\$10,778.38		
114185	2023-08-23	OLIN CHLOR ALKALI PRODUCTS	Inv# 900304171	7/28 4926 gal s.hypochlorite	\$10,610.37		
<b>Total for Check: 114185</b>						<b>\$159,366.68</b>	<b>\$1,248,780.34</b>
114187	2023-08-23	ONESOURCE DISTRIBUTORS INC.	Inv# S7278375.001	500 Foot BELDEN 3084A Device B	\$1,896.81		
114187	2023-08-23	ONESOURCE DISTRIBUTORS INC.	Inv# S7278375.001	Discount	(\$17.44)		
114187	2023-08-23	ONESOURCE DISTRIBUTORS INC.	Inv# S7282903.001	Material - Installation For Po	\$731.70		
114187	2023-08-23	ONESOURCE DISTRIBUTORS INC.	Inv# S7282903.001	Material - Installation For Po	\$365.20		
114187	2023-08-23	ONESOURCE DISTRIBUTORS INC.	Inv# S7282903.001	Discount	(\$10.09)		
114187	2023-08-23	ONESOURCE DISTRIBUTORS INC.	Inv# S7283081.001	Material - OCAL Fittings, Box,	\$144.60		
114187	2023-08-23	ONESOURCE DISTRIBUTORS INC.	Inv# S7283081.001	Material - OCAL Fittings, Box,	\$130.44		
114187	2023-08-23	ONESOURCE DISTRIBUTORS INC.	Inv# S7283081.001	Material - OCAL Fittings, Box,	\$124.80		
114187	2023-08-23	ONESOURCE DISTRIBUTORS INC.	Inv# S7283081.001	Discount	(\$3.68)		
114187	2023-08-23	ONESOURCE DISTRIBUTORS INC.	Inv# S7285091.001	Greenlee 555C OCAL Bender Assy	\$4,155.22		
114187	2023-08-23	ONESOURCE DISTRIBUTORS INC.	Inv# S7285091.001	Discount	(\$38.21)		
<b>Total for Check: 114187</b>						<b>\$7,479.35</b>	<b>\$25,617.29</b>
114188	2023-08-23	ORACLE AMERICA, INC	Inv# 100546775	Renew Oracle iAS - 30 NUPs Q3	\$1,071.55		
<b>Total for Check: 114188</b>						<b>\$1,071.55</b>	<b>\$1,071.55</b>
114189	2023-08-23	ORANGE COUNTY EMPLOYEE ASSOCIATION	Inv# OCEAAUG2023	OCEA DUES AUG2023	\$2,772.00		
<b>Total for Check: 114189</b>						<b>\$2,772.00</b>	<b>\$12,196.80</b>
114190	2023-08-23	Okey, Brian M.	Inv# JAN-AUG23 PHONE STIPENDS	1/6-8/5/23 phone stipends	\$210.00		
<b>Total for Check: 114190</b>						<b>\$210.00</b>	<b>\$210.00</b>
114191	2023-08-23	PACIFIC MECHANICAL SUPPLY	Inv# 5367877	Generated by reorder 5/9/23 8:	\$4,461.10		

# Orange County Water District

## Check Register

**Begin Date:** 2023-08-17

**End Date:** 2023-08-23

**Page:** 14

### Accounts Payable Check Register Presented for Board Ratification and/or Approval

Check No.	Date	Vendor Name	Invoice #	Purpose	Invoice Amount	Check Amount	FYTD
114191	2023-08-23	PACIFIC MECHANICAL SUPPLY	Inv# 5367877	Discount	(\$41.02)		
		<b>Total for Check:</b>	114191			\$4,420.08	\$4,420.08
114192	2023-08-23	PERKINELMER U.S LLC	Inv# 441063442	SUPPLIES	\$141.38		
114192	2023-08-23	PERKINELMER U.S LLC	Inv# 441063442	Freight	\$55.00		
		<b>Total for Check:</b>	114192			\$196.38	\$2,643.88
114193	2023-08-23	PERKINELMER U.S LLC	Inv# 441058452	EQUIP. SERVICE	\$30,915.00		
114193	2023-08-23	PERKINELMER U.S LLC	Inv# 441058944	EQUIP. SERVICE	\$2,866.65		
114193	2023-08-23	PERKINELMER U.S LLC	Inv# 441058944	Frnt	\$55.00		
114193	2023-08-23	PERKINELMER U.S LLC	Inv# 441059154	EQUIP. SERVICE	\$17,787.00		
		<b>Total for Check:</b>	114193			\$51,623.65	\$51,623.65
114194	2023-08-23	PHENOMENEX INC.	Inv# CIUS-23052399	SUPPLIES	\$18,487.50		
114194	2023-08-23	PHENOMENEX INC.	Inv# CIUS-23052399	Handling	\$16.30		
114194	2023-08-23	PHENOMENEX INC.	Inv# CIUS-23052399	Discount	(\$340.30)		
		<b>Total for Check:</b>	114194			\$18,163.50	\$25,577.21
114195	2023-08-23	PHENOVA INC	Inv# 196251	SUPPLIES	\$94.72		
114195	2023-08-23	PHENOVA INC	Inv# 196251	FRT/Handling	\$39.10		
		<b>Total for Check:</b>	114195			\$133.82	\$1,622.83
114196	2023-08-23	PIKE, DONNA R	Inv# JUN 15-AUG 16,23	Jun 15-Aug 16,23	\$725.61		
		<b>Total for Check:</b>	114196			\$725.61	\$1,459.18
114197	2023-08-23	PREMIER FITNESS SERVICE	Inv# 85293	BPO FITNESS EQUIP MAINT	\$476.22		
		<b>Total for Check:</b>	114197			\$476.22	\$656.22
114198	2023-08-23	PROWEST PAINTING & WATERPROOFING	Inv# 23-90	PAINTING FV OFFICES	\$11,372.00		
114198	2023-08-23	PROWEST PAINTING & WATERPROOFING	Inv# 23-90	PAINTING FV OFFICES	\$4,400.00		
114198	2023-08-23	PROWEST PAINTING & WATERPROOFING	Inv# 23-90	PAINTING FV OFFICES	\$3,050.00		
114198	2023-08-23	PROWEST PAINTING & WATERPROOFING	Inv# 23-90	Discount 2%	(\$376.44)		
		<b>Total for Check:</b>	114198			\$18,445.56	\$18,445.56
114199	2023-08-23	PRUDENTIAL GROUP INSURANCE	Inv# C#00694,B#252925 AUG23 Aug2023	Life Insurance	\$35,535.27		
		<b>Total for Check:</b>	114199			\$35,535.27	\$70,812.60
114200	2023-08-23	QUADIANT FINANCE USA, INC	Inv# 7900044080794138 7/27/23		\$40.74		

# Orange County Water District

## Check Register

**Begin Date:** 2023-08-17

**End Date:** 2023-08-23

**Page:** 15

### Accounts Payable Check Register Presented for Board Ratification and/or Approval

Check No.	Date	Vendor Name	Invoice #	Purpose	Invoice Amount	Check Amount	FYTD
<b>Total for Check:</b>		114200				\$40.74	\$159.58
114201	2023-08-23	QUINN COMPANY	Inv# PC830413327	Generated by reorder 7/19/23 1	\$346.98		
114201	2023-08-23	QUINN COMPANY	Inv# PC830413327	Generated by reorder 7/19/23 1	\$297.82		
114201	2023-08-23	QUINN COMPANY	Inv# PC830413327	Generated by reorder 7/19/23 1	\$148.37		
114201	2023-08-23	QUINN COMPANY	Inv# PC830413327	Generated by reorder 7/19/23 1	\$48.49		
114201	2023-08-23	QUINN COMPANY	Inv# PC830413328	BPO EQUIPMENT & SUPPLIES	\$806.48		
114201	2023-08-23	QUINN COMPANY	Inv# PC830413328	CA BATTERY FEE	\$4.00		
<b>Total for Check:</b>		114201				\$1,652.14	\$1,045,643.54
114202	2023-08-23	POWERPLAN OIB	Inv# P2652935	Generated by reorder 6/21/23 1	\$30.77		
114202	2023-08-23	POWERPLAN OIB	Inv# P2652935	Generated by reorder 6/21/23 1	\$23.40		
114202	2023-08-23	POWERPLAN OIB	Inv# P2653335	BPO HEAVY EQUIP SUPPLIES	\$361.41		
114202	2023-08-23	POWERPLAN OIB	Inv# P2693635	BPO HEAVY EQUIP SUPPLIES	\$683.67		
<b>Total for Check:</b>		114202				\$1,099.25	\$15,039.61
114203	2023-08-23	ROYAL WHOLESALE ELECTRIC	Inv# 7693-1010951	Burriss pump station switchgear	\$573.11		
114203	2023-08-23	ROYAL WHOLESALE ELECTRIC	Inv# 7693-1010951	SHIPPING	\$30.00		
<b>Total for Check:</b>		114203				\$603.11	\$603.11
114204	2023-08-23	INTERSTATE BILLING SERVICE, INC.	Inv# 3033609073	BPO TRUCK PARTS	\$1,007.46		
<b>Total for Check:</b>		114204				\$1,007.46	\$1,449.24
114205	2023-08-23	SAN DIEGO FLUID SYSTEM TECHNOLOGIES	Inv# 87282	New Peroxide Analyzer Fittings	\$339.19		
114205	2023-08-23	SAN DIEGO FLUID SYSTEM TECHNOLOGIES	Inv# 87282	New Peroxide Analyzer Fittings	\$118.81		
114205	2023-08-23	SAN DIEGO FLUID SYSTEM TECHNOLOGIES	Inv# 87282	New Peroxide Analyzer Fittings	\$79.78		
114205	2023-08-23	SAN DIEGO FLUID SYSTEM TECHNOLOGIES	Inv# 87282	FREIGHT	\$23.66		
<b>Total for Check:</b>		114205				\$561.44	\$726.46
114206	2023-08-23	SANTA ANA WATERSHED ASSOCIATION	Inv# JAMES PIKE VIREO/FLYCATCH PIKE	REFUND JAMES PIKE	\$14,222.39		
<b>Total for Check:</b>		114206				\$14,222.39	\$18,378.42
114207	2023-08-23	SC FUELS	Inv# 2452152-IN	BPO BULK RED DIESEL	\$3,944.03		
114207	2023-08-23	SC FUELS	Inv# 2452152-IN	TAX	\$189.81		
114207	2023-08-23	SC FUELS	Inv# 2452152-IN	DISCOUNT	(\$39.30)		

# Orange County Water District

## Check Register

**Begin Date:** 2023-08-17

**End Date:** 2023-08-23

**Page:** 16

### Accounts Payable Check Register Presented for Board Ratification and/or Approval

Check No.	Date	Vendor Name	Invoice #	Purpose	Invoice Amount	Check Amount	FYTD
<b>Total for Check:</b>		114207				\$4,094.54	\$17,972.94
114208	2023-08-23	SC FUELS	Inv# IN-0000332286	BPO BULK RED DIESEL	\$31,702.15		
114208	2023-08-23	SC FUELS	Inv# IN-0000332286	discount	(\$304.15)		
<b>Total for Check:</b>		114208				\$31,398.00	\$31,398.00
114209	2023-08-23	SIDEPATH INC.	Inv# 19952	Replacement laptop for users	\$17,124.04		
114209	2023-08-23	SIDEPATH INC.	Inv# 19952	Replacement laptop for users	\$417.86		
114209	2023-08-23	SIDEPATH INC.	Inv# 19952	Replacement laptop for users	\$302.15		
114209	2023-08-23	SIDEPATH INC.	Inv# 19952		\$40.00		
<b>Total for Check:</b>		114209				\$17,884.05	\$36,773.27
114210	2023-08-23	SOUTH COAST A.Q.M.D.	Inv# 4210562	EM ELEC GEN-DIESEL	\$504.91		
114210	2023-08-23	SOUTH COAST A.Q.M.D.	Inv# 4212844	LAST FISCAL YEAR EMISSIONS	\$160.35		
<b>Total for Check:</b>		114210				\$665.26	\$665.26
114211	2023-08-23	SOUTHERN CALIFORNIA EDISON CO.	Inv# 700546365072AUG23		\$38,573.70		
<b>Total for Check:</b>		114211				\$38,573.70	\$1,828,047.26
114212	2023-08-23	SOUTHERN COUNTIES LUBRICANTS, LLC	Inv# 187773	Generated by reorder 7/19/23 1	\$2,186.79		
114212	2023-08-23	SOUTHERN COUNTIES LUBRICANTS, LLC	Inv# 187773	RECYCLING FEE	\$28.45		
114212	2023-08-23	SOUTHERN COUNTIES LUBRICANTS, LLC	Inv# 187773	FUEL SURCHARGE	\$12.87		
<b>Total for Check:</b>		114212				\$2,228.11	\$6,149.59
114213	2023-08-23	SPARKLETTS DS WATER OF AMERICA LP	Inv# 20367056 081123	BPO WATER DELIVERY	\$157.98		
114213	2023-08-23	SPARKLETTS DS WATER OF AMERICA LP	Inv# 20367056081123	BPO WATER DELIVERY	\$157.98		
114213	2023-08-23	SPARKLETTS DS WATER OF AMERICA LP	Inv# 6144555080423	BPO WATER DELIVERY	\$61.95		
114213	2023-08-23	SPARKLETTS DS WATER OF AMERICA LP	Inv# 6144555080423	BPO WATER DELIVERY	\$9.00		
<b>Total for Check:</b>		114213				\$386.91	\$1,832.89
114214	2023-08-23	STAPLES ADVANTAGE	Inv# 3543393477	Generated by reorder 6/23/23 8	\$62.51		
<b>Total for Check:</b>		114214				\$62.51	\$4,161.71
114215	2023-08-23	TAB ANSWER NETWORK CALL CENTER	Inv# 1505407272023		\$77.86		

# Orange County Water District

## Check Register

**Begin Date:** 2023-08-17

**End Date:** 2023-08-23

**Page:** 17

### Accounts Payable Check Register Presented for Board Ratification and/or Approval

Check No.	Date	Vendor Name	Invoice #	Purpose	Invoice Amount	Check Amount	FYTD
		<b>Total for Check:</b>	114215			\$77.86	\$218.48
114216	2023-08-23	TANKNOLOGY, INC.	Inv# 1858284	Undergroud diesel tank control	\$508.50		
		<b>Total for Check:</b>	114216			\$508.50	\$935.50
114217	2023-08-23	TETRA TECH, INC.	Inv# 52103199	Thru 6/30 PFAS F.Kimberly	\$1,920.00		
114217	2023-08-23	TETRA TECH, INC.	Inv# 52103200*	Thru 6/30 PFAS wo#4 F.Main	\$93,130.00		
		<b>Total for Check:</b>	114217			\$95,050.00	\$156,570.00
114218	2023-08-23	TOM'S TRUCK CENTER, INC	Inv# 1310462	BPO FORD PARTS	\$1,121.84		
114218	2023-08-23	TOM'S TRUCK CENTER, INC	Inv# 1310462		\$27.00		
114218	2023-08-23	TOM'S TRUCK CENTER, INC	Inv# 1310715	BPO FORD PARTS	\$33.88		
114218	2023-08-23	TOM'S TRUCK CENTER, INC	Inv# 1310715		\$27.00		
		<b>Total for Check:</b>	114218			\$1,209.72	\$6,398.88
114219	2023-08-23	U.S. BANK	Inv# 13842723	UNPAID BALANCE FROM PRIOR FEE	\$1,190.67		
114219	2023-08-23	U.S. BANK	Inv# 7002939	ADMIN 2019A	\$4,001.00		
		<b>Total for Check:</b>	114219			\$5,191.67	\$10,557.54
114220	2023-08-23	U.S. PEROXIDE / USP TECHNOLOGIES	Inv# CIN470013036	7/27 21.81 ton H.Peroixde	\$11,886.45		
114220	2023-08-23	U.S. PEROXIDE / USP TECHNOLOGIES	Inv# CIN470013041	July 21.78 ton H.Peroxide	\$11,870.10		
114220	2023-08-23	U.S. PEROXIDE / USP TECHNOLOGIES	Inv# CIN470013042	7/13 22.37 ton H.Peroxide	\$11,602.86		
114220	2023-08-23	U.S. PEROXIDE / USP TECHNOLOGIES	Inv# CIN470013042	7/13 22.37 ton H.Peroxide	\$588.79		
		<b>Total for Check:</b>	114220			\$35,948.20	\$83,058.00
114221	2023-08-23	UNITED PARCEL SERVICE	Inv# 0000X81601333	8/19/23	\$374.74		
		<b>Total for Check:</b>	114221			\$374.74	\$1,300.59
114222	2023-08-23	UNITED STATES PLASTIC CORP.	Inv# 7131608	research center supplies	\$405.25		
114222	2023-08-23	UNITED STATES PLASTIC CORP.	Inv# 7131608		\$251.08		
		<b>Total for Check:</b>	114222			\$656.33	\$656.33
114223	2023-08-23	UNIVAR SOLUTIONS USA	Inv# 51402348	8/16 23.476 ton sulfuric acid	\$5,822.05		
114223	2023-08-23	UNIVAR SOLUTIONS USA	Inv# 51402348		(\$116.44)		
114223	2023-08-23	UNIVAR SOLUTIONS USA	Inv# 51402351	8/16 23.458 ton sulfuric acid	\$5,817.58		
114223	2023-08-23	UNIVAR SOLUTIONS USA	Inv# 51402351		(\$116.35)		
		<b>Total for Check:</b>	114223			\$11,406.84	\$127,256.84
114224	2023-08-23	UTILIQUEST LLC	Inv# 326791-Q	7/16-22 screen/mark pipes	\$2,251.95		

# Orange County Water District

## Check Register

**Begin Date:** 2023-08-17

**End Date:** 2023-08-23

**Page:** 18

### Accounts Payable Check Register Presented for Board Ratification and/or Approval

Check No.	Date	Vendor Name	Invoice #	Purpose	Invoice Amount	Check Amount	FYTD
<b>Total for Check:</b>		114224				\$2,251.95	\$17,603.60
114225	2023-08-23	VEOLIA WTS SERVICES USA INC	Inv# 902243725	TOC Online Analyzers	\$5,165.64		
114225	2023-08-23	VEOLIA WTS SERVICES USA INC	Inv# 902243725	TOC Online Analyzers	\$3,099.37		
<b>Total for Check:</b>		114225				\$8,265.01	\$52,498.01
114226	2023-08-23	VWR INTERNATIONAL LLC	Inv# 8813492371		\$1,060.48		
114226	2023-08-23	VWR INTERNATIONAL LLC	Inv# 8813512761	CREDIT FOR INV 8813492371	(\$212.10)		
114226	2023-08-23	VWR INTERNATIONAL LLC	Inv# 8813512762	CREDIT FOR INV 8813492371	(\$636.29)		
114226	2023-08-23	VWR INTERNATIONAL LLC	Inv# 8813512763	CREDIT FOR INV 8813492371	(\$212.10)		
114226	2023-08-23	VWR INTERNATIONAL LLC	Inv# 8813545821	Generated by reorder 7/6/23 3:	\$3,093.81		
114226	2023-08-23	VWR INTERNATIONAL LLC	Inv# 8813557811	SUPPLIES	\$186.75		
114226	2023-08-23	VWR INTERNATIONAL LLC	Inv# 8813579484	R&D lab supplies	\$33.63		
114226	2023-08-23	VWR INTERNATIONAL LLC	Inv# 8813584559	SUPPLIES	\$51.44		
<b>Total for Check:</b>		114226				\$3,365.62	\$16,025.52
114227	2023-08-23	WATERS TECHNOLOGIES CORP.	Inv# 231067679	SUPPLIES	\$1,918.35		
114227	2023-08-23	WATERS TECHNOLOGIES CORP.	Inv# 231067679		\$92.80		
<b>Total for Check:</b>		114227				\$2,011.15	\$8,640.19
114228	2023-08-23	WELLINGTON LABORATORIES LLC	Inv# 23-1945	SUPPLIES	\$900.00		
114228	2023-08-23	WELLINGTON LABORATORIES LLC	Inv# 23-1945	SUPPLIES	\$325.00		
114228	2023-08-23	WELLINGTON LABORATORIES LLC	Inv# 23-1945	SUPPLIES	\$300.00		
114228	2023-08-23	WELLINGTON LABORATORIES LLC	Inv# 23-1945	SUPPLIES	\$300.00		
114228	2023-08-23	WELLINGTON LABORATORIES LLC	Inv# 23-1945	SUPPLIES	\$300.00		
114228	2023-08-23	WELLINGTON LABORATORIES LLC	Inv# 23-1945	AIR FREIGHT	\$175.00		
114228	2023-08-23	WELLINGTON LABORATORIES LLC	Inv# 23-1945	SUPPLIES	\$150.00		
114228	2023-08-23	WELLINGTON LABORATORIES LLC	Inv# 23-1945	SUPPLIES	\$150.00		
<b>Total for Check:</b>		114228				\$2,600.00	\$19,000.00
978170	2023-08-17	CALIFORNIA DEPARTMENT OF TAX & FEE ADMIN	Inv# 024-792532 Q3 PP1	Use Tax Q3 PP1 06010	\$2,221.00		
<b>Total for Check:</b>		978170				\$2,221.00	\$4,385.00
978171	2023-08-18	Pacific, Timothy	Inv# CK#2312	Final PR CK#3212	\$5,637.23		
<b>Total for Check:</b>		978171				\$5,637.23	\$16,667.26
978172	2023-08-18	Pacific, Timothy	Inv# CK#2313	Final PR CK#2313	\$11,030.03		
<b>Total for Check:</b>		978172				\$11,030.03	\$16,667.26
978173	2023-08-22	WELLS FARGO BANK	Inv# AUGUST 23, 23 ID6527	August 23, 23 ID6527	\$47,574.03		

# Orange County Water District

## Check Register

**Begin Date:** 2023-08-17

**End Date:** 2023-08-23

**Page:** 19

### Accounts Payable Check Register Presented for Board Ratification and/or Approval

Check No.	Date	Vendor Name	Invoice #	Purpose	Invoice Amount	Check Amount	FYTD
		<b>Total for Check:</b>	978173			\$47,574.03	\$3,765,307.32
978174	2023-08-22	WELLS FARGO BANK	Inv# AUGUST 23, 23 ID6911	August 23, 23 ID6911	\$870,467.80		
		<b>Total for Check:</b>	978174			\$870,467.80	\$3,765,307.32
978175	2023-08-22	WELLS FARGO BANK	Inv# AUGUST 23, 23 GARNABF GARNABF	August 23,23	\$2,517.68		
		<b>Total for Check:</b>	978175			\$2,517.68	\$3,765,307.32
978176	2023-08-23	PRUDENTIAL RETIREMENT SERVICE	Inv# AUGUST 23, 23 401A	August 23,23 401a	\$239,716.18		
		<b>Total for Check:</b>	978176			\$239,716.18	\$1,066,765.06
978177	2023-08-23	PRUDENTIAL RETIREMENT	Inv# AUGUST 23, 23 457B	August 23, 23 457b	\$121,091.68		
		<b>Total for Check:</b>	978177			\$121,091.68	\$432,980.66
978178	2023-08-23	VASSEL, HOUSTON	Inv# FINAL PR CK#2314	Final PR CK#2314	\$542.39		
		<b>Total for Check:</b>	978178			\$542.39	\$542.39
<b>Run Date:</b> 8/22/2023					<b>\$4,086,253.02</b>	<b>\$4,086,253.02</b>	

# Orange County Water District

## Check Register

**Begin Date:** 2023-08-24

**End Date:** 2023-08-30

**Page:** 1

### Accounts Payable Check Register Presented for Board Ratification and/or Approval

Check No.	Date	Vendor Name	Invoice #	Purpose	Invoice Amount	Check Amount	FYTD
114229	2023-08-30	AB SCIEX LLC	Inv# 210217081	ANNUAL SERVICE AGREEMENT	\$27,778.04		
114229	2023-08-30	AB SCIEX LLC	Inv# 210217081	ANNUAL SERVICE AGREEMENT	\$8,640.99		
114229	2023-08-30	AB SCIEX LLC	Inv# 210217081	ANNUAL SERVICE AGREEMENT	\$110,689.72		
<b>Total for Check: 114229</b>						<b>\$147,108.75</b>	<b>\$151,985.03</b>
114230	2023-08-30	ACCO ENGINEERED SYSTEMS	Inv# 20439976	Aug23 HVAC maintenance	\$6,836.00		
<b>Total for Check: 114230</b>						<b>\$6,836.00</b>	<b>\$80,131.61</b>
114231	2023-08-30	ACE CRANE SERVICE, INC.	Inv# 31699	1st Quarter Crane Inspection -	\$3,356.00		
114231	2023-08-30	ACE CRANE SERVICE, INC.	Inv# 31699	1st Quarter Crane Inspection -	\$1,200.00		
114231	2023-08-30	ACE CRANE SERVICE, INC.	Inv# 31699	1st Quarter Crane Inspection -	\$219.71		
114231	2023-08-30	ACE CRANE SERVICE, INC.	Inv# 31724	Witness RO Motor Lift	\$540.00		
<b>Total for Check: 114231</b>						<b>\$5,315.71</b>	<b>\$5,315.71</b>
114232	2023-08-30	AECOM TECHNICAL SERVICES, INC.	Inv# 2000785478	7/1-28 Prado Range waste	\$5,462.43		
114232	2023-08-30	AECOM TECHNICAL SERVICES, INC.	Inv# 2000785478	7/1-28 Prado Range waste	\$1,164.28		
114232	2023-08-30	AECOM TECHNICAL SERVICES, INC.	Inv# 2000785489	6/24-7/28 North Basin RI & FS	\$9,669.42		
<b>Total for Check: 114232</b>						<b>\$16,296.13</b>	<b>\$26,313.00</b>
114233	2023-08-30	AGILENT TECHNOLOGIES, INC.	Inv# 9100810809	EQUIP. SERVICE	\$13,712.40		
114233	2023-08-30	AGILENT TECHNOLOGIES, INC.	Inv# 9100810810	EQUIP. SERVICE	\$3,180.00		
114233	2023-08-30	AGILENT TECHNOLOGIES, INC.	Inv# 9100812143	SUPPLIES	\$82,665.27		
<b>Total for Check: 114233</b>						<b>\$99,557.67</b>	<b>\$123,080.01</b>
114234	2023-08-30	AMAZON CAPITAL SERVICES, INC	Inv# 1CFN-LCTY-73L11	Supplies for Engineer's Report	\$166.31		
114234	2023-08-30	AMAZON CAPITAL SERVICES, INC	Inv# 1CFV-LPCN-9GQ4I		\$47.31		
114234	2023-08-30	AMAZON CAPITAL SERVICES, INC	Inv# 1M7G-FPR6-1H39I	File Guide for Adam H.	\$25.75		
114234	2023-08-30	AMAZON CAPITAL SERVICES, INC	Inv# 1M7G-FPR6-1H39I	Shipping	\$7.60		
<b>Total for Check: 114234</b>						<b>\$246.97</b>	<b>\$4,554.06</b>
114235	2023-08-30	AMAZON WEB SERVICES INC	Inv# 1396624121	R&D CLOUD ACCOUNT	\$2.41		
<b>Total for Check: 114235</b>						<b>\$2.41</b>	<b>\$568.84</b>
114236	2023-08-30	AMERICAN WATER CHEMICAL, INC	Inv# 52222011	8/1 40540 lb antiscalant	\$53,107.40		
<b>Total for Check: 114236</b>						<b>\$53,107.40</b>	<b>\$335,162.00</b>
114237	2023-08-30	ANAHEIM, CITY OF	Inv# 0110200001_20230822	07/19/23-08/18/23	\$83.59		
114237	2023-08-30	ANAHEIM, CITY OF	Inv# 0110202302_20230817	08/03/23-08/11/23	\$13.46		



# Orange County Water District

## Check Register

**Begin Date:** 2023-08-24

**End Date:** 2023-08-30

**Page:** 2

### Accounts Payable Check Register Presented for Board Ratification and/or Approval

Check No.	Date	Vendor Name	Invoice #	Purpose	Invoice Amount	Check Amount	FYTD
114237	2023-08-30	ANAHEIM, CITY OF	Inv# 0151869000_20230817	07/17/23-08/15/23	\$43.12		
114237	2023-08-30	ANAHEIM, CITY OF	Inv# 0151942300_20230817	07/17/23-08/14/23	\$28.89		
<b>Total for Check: 114237</b>						<b>\$169.06</b>	<b>\$69,812.87</b>
114238	2023-08-30	ARAMARK UNIFORM SERVICES	Inv# 5890249894	BPO UNIFORMS	\$32.63		
114238	2023-08-30	ARAMARK UNIFORM SERVICES	Inv# 5890255882	949	\$176.59		
114238	2023-08-30	ARAMARK UNIFORM SERVICES	Inv# 5890255882	949	\$27.15		
114238	2023-08-30	ARAMARK UNIFORM SERVICES	Inv# 5890255890	949	\$296.84		
114238	2023-08-30	ARAMARK UNIFORM SERVICES	Inv# 5890255890	949	\$3.51		
114238	2023-08-30	ARAMARK UNIFORM SERVICES	Inv# 5890255892	949	\$6.08		
114238	2023-08-30	ARAMARK UNIFORM SERVICES	Inv# 5890255899	949	\$161.64		
<b>Total for Check: 114238</b>						<b>\$704.44</b>	<b>\$9,598.27</b>
114239	2023-08-30	ASBURY ENVIRONMENTAL SERVICES	Inv# 1500-00950768	BPO USED OIL	\$100.00		
<b>Total for Check: 114239</b>						<b>\$100.00</b>	<b>\$100.00</b>
114240	2023-08-30	AT & T	Inv# 714 974-3616_20230811	8/11-9/16/23	\$80.08		
<b>Total for Check: 114240</b>						<b>\$80.08</b>	<b>\$7,300.22</b>
114241	2023-08-30	B & M LAWN & GARDEN CENTER	Inv# 605037	BPO LANDSCAPING SUPPLIES	\$31.50		
114241	2023-08-30	B & M LAWN & GARDEN CENTER	Inv# 605037	parts	\$23.85		
114241	2023-08-30	B & M LAWN & GARDEN CENTER	Inv# 605038	labor	\$67.50		
114241	2023-08-30	B & M LAWN & GARDEN CENTER	Inv# 605038	BPO LANDSCAPING SUPPLIES	\$27.24		
<b>Total for Check: 114241</b>						<b>\$150.09</b>	<b>\$944.63</b>
114242	2023-08-30	BATTERY SYSTEMS	Inv# 33380801231126	BPO BATTERIES	\$99.21		
114242	2023-08-30	BATTERY SYSTEMS	Inv# 33380801231126	battery fee	\$2.00		
<b>Total for Check: 114242</b>						<b>\$101.21</b>	<b>\$758.45</b>
114243	2023-08-30	BAY ALARM COMPANY	Inv# 20751305	1529 AGREEMENT NO.	\$345.00		
<b>Total for Check: 114243</b>						<b>\$345.00</b>	<b>\$13,343.75</b>
114244	2023-08-30	BCS LABORATORIES INC	Inv# 20230614		\$2,880.00		
114244	2023-08-30	BCS LABORATORIES INC	Inv# 20230614		\$2,880.00		
114244	2023-08-30	BCS LABORATORIES INC	Inv# 20230614		\$2,880.00		
114244	2023-08-30	BCS LABORATORIES INC	Inv# 20230614		\$2,880.00		
114244	2023-08-30	BCS LABORATORIES INC	Inv# 20230614		\$2,880.00		
<b>Total for Check: 114244</b>						<b>\$14,400.00</b>	<b>\$24,209.00</b>
114246	2023-08-30	BPS SUPPLY GROUP	Inv# 53046090.001	Cage Items for Maintenance Dep	\$1,197.52		

# Orange County Water District

## Check Register

**Begin Date:** 2023-08-24

**End Date:** 2023-08-30

**Page:** 3

### Accounts Payable Check Register Presented for Board Ratification and/or Approval

Check No.	Date	Vendor Name	Invoice #	Purpose	Invoice Amount	Check Amount	FYTD
114246	2023-08-30	BPS SUPPLY GROUP	Inv# 53046090.001	SHIPPING	\$38.85		
114246	2023-08-30	BPS SUPPLY GROUP	Inv# 53046090.001	TAX	\$0.38		
114246	2023-08-30	BPS SUPPLY GROUP	Inv# 53046090.001	DISCOUNT	(\$22.02)		
114246	2023-08-30	BPS SUPPLY GROUP	Inv# 53047336.001	Generated by reorder 7/17/23 1	\$1,353.99		
114246	2023-08-30	BPS SUPPLY GROUP	Inv# 53047336.001	SHIPPING	\$15.61		
114246	2023-08-30	BPS SUPPLY GROUP	Inv# 53047336.001	TAX	\$0.35		
114246	2023-08-30	BPS SUPPLY GROUP	Inv# 53047336.001	DISCOUNT	(\$24.90)		
114246	2023-08-30	BPS SUPPLY GROUP	Inv# S3049123.001	Generated by reorder 7/20/23 3	\$72.93		
114246	2023-08-30	BPS SUPPLY GROUP	Inv# S3049123.001	SHIPPING	\$15.62		
114246	2023-08-30	BPS SUPPLY GROUP	Inv# S3049123.001	TAX	\$0.35		
114246	2023-08-30	BPS SUPPLY GROUP	Inv# S3049123.001	DISCOUNT	(\$1.34)		
		<b>Total for Check:</b>	114246			<b>\$2,647.34</b>	<b>\$4,264.55</b>
114247	2023-08-30	BRENNTAG PACIFIC INC.	Inv# BPI366661	8/22 20.24 ton citric acid	\$60,750.36		
114247	2023-08-30	BRENNTAG PACIFIC INC.	Inv# BPI366661		(\$1,215.01)		
114247	2023-08-30	BRENNTAG PACIFIC INC.	Inv# BPI367634	8/24 21.155 ton citric acid	\$63,496.74		
114247	2023-08-30	BRENNTAG PACIFIC INC.	Inv# BPI367634	Discount	(\$1,269.93)		
		<b>Total for Check:</b>	114247			<b>\$121,762.16</b>	<b>\$487,595.73</b>
114248	2023-08-30	CALIAGUA INC	Inv# 06	Prog.Pmt#6 TUS-2022-1	\$865,070.00		
		<b>Total for Check:</b>	114248			<b>\$865,070.00</b>	<b>\$1,789,135.00</b>
114249	2023-08-30	PACIFIC PREMIER BANK	Inv# ESC 20230117-2773 RET#6	Ret#6 Caliaagua	\$45,530.00		
			TUS-2022-1				
		<b>Total for Check:</b>	114249			<b>\$45,530.00</b>	<b>\$94,165.00</b>
114250	2023-08-30	CALTROL INC.	Inv# CD99183577		\$29.07		
114250	2023-08-30	CALTROL INC.	Inv# CD99183606	Quarterly Vibration Program -	\$2,760.00		
		<b>Total for Check:</b>	114250			<b>\$2,789.07</b>	<b>\$57,678.12</b>
114251	2023-08-30	CEL ANALYTICAL INC	Inv# 230726-4065	BPO WQ ANALYSIS	\$547.50		
		<b>Total for Check:</b>	114251			<b>\$547.50</b>	<b>\$1,702.50</b>
114252	2023-08-30	CERIDIAN HCM, INC.	Inv# IN956709	payroll - 401K or RSPP match	\$250.00		
		<b>Total for Check:</b>	114252			<b>\$250.00</b>	<b>\$11,197.79</b>
114253	2023-08-30	CITY OF WESTMINSTER	Inv# REFUND BEA OVER PAYMENT	ATTN: PAUL KALIX	\$17,353.00		
		<b>Total for Check:</b>	114253			<b>\$17,353.00</b>	<b>\$19,853.00</b>
114254	2023-08-30	CPI INTERNATIONAL	Inv# 20061638	SUPPLIES	\$435.00		
114254	2023-08-30	CPI INTERNATIONAL	Inv# 20061638	DISCOUNT	(\$8.00)		

# Orange County Water District

## Check Register

**Begin Date:** 2023-08-24

**End Date:** 2023-08-30

**Page:** 4

### Accounts Payable Check Register Presented for Board Ratification and/or Approval

Check No.	Date	Vendor Name	Invoice #	Purpose	Invoice Amount	Check Amount	FYTD
114254	2023-08-30	CPI INTERNATIONAL	Inv# 20061653	SUPPLIES	\$53.29		
114254	2023-08-30	CPI INTERNATIONAL	Inv# 20061653	DISCOUNT	(\$0.98)		
114254	2023-08-30	CPI INTERNATIONAL	Inv# 20061706	SUPPLIES	\$396.94		
114254	2023-08-30	CPI INTERNATIONAL	Inv# 20061706	DISOCUNT	(\$7.30)		
		<b>Total for Check:</b>	114254			\$868.95	\$1,494.51
114255	2023-08-30	CWEA	Inv# JLK FOR M.SAMPLES (MEM)	CERTIFICATION RENEWAL	\$221.00		
		<b>Total for Check:</b>	114255			\$221.00	\$1,933.00
114256	2023-08-30	DEPARTMENT OF MOTOR VEHICLES	Inv# LIC 361436	license 361436 exempt plate	\$25.00		
		<b>Total for Check:</b>	114256			\$25.00	\$2,537.00
114257	2023-08-30	DIAMOND ENVIRONMENTAL SERVICES	Inv# 0004854361	BPO PORTA POTTY	\$251.27		
114257	2023-08-30	DIAMOND ENVIRONMENTAL SERVICES	Inv# 0004854361	BPO PORTA POTTY	\$92.52		
		<b>Total for Check:</b>	114257			\$343.79	\$1,164.00
114258	2023-08-30	DIRECT MEASURES INC	Inv# 2733	Training	\$1,200.00		
		<b>Total for Check:</b>	114258			\$1,200.00	\$1,200.00
114259	2023-08-30	EDELSTEIN GILBERT ROBSON AND SMITH	Inv# 1356	Jul23 legis.support/SACTO	\$8,000.00		
		<b>Total for Check:</b>	114259			\$8,000.00	\$16,000.00
114260	2023-08-30	EST ANALYTICAL	Inv# 1088651	EQUIP. SERVICE	\$13,024.50		
		<b>Total for Check:</b>	114260			\$13,024.50	\$13,124.29
114261	2023-08-30	EVOQUA WATER TECHNOLOGIES, LLC	Inv# 906017845	LAB SUPPLIES	\$68.03		
114261	2023-08-30	EVOQUA WATER TECHNOLOGIES, LLC	Inv# 906017845	shipping	\$13.83		
		<b>Total for Check:</b>	114261			\$81.86	\$352,195.32
114262	2023-08-30	FACTORY MOTOR PARTS	Inv# 12-5442720	BPO AUTO PARTS	\$94.99		
114262	2023-08-30	FACTORY MOTOR PARTS	Inv# 12-5443300	BPO AUTO PARTS	\$156.58		
114262	2023-08-30	FACTORY MOTOR PARTS	Inv# 12-5445346	BPO AUTO PARTS	\$154.61		
114262	2023-08-30	FACTORY MOTOR PARTS	Inv# 12-5445346	Battery Fee	\$6.00		
114262	2023-08-30	FACTORY MOTOR PARTS	Inv# 164-283323	Core Credit 2nd QTR	(\$56.00)		
114262	2023-08-30	FACTORY MOTOR PARTS	Inv# 164-283955	BPO AUTO PARTS	\$65.24		
		<b>Total for Check:</b>	114262			\$421.42	\$2,382.60

# Orange County Water District

## Check Register

**Begin Date:** 2023-08-24

**End Date:** 2023-08-30

**Page:** 5

### Accounts Payable Check Register Presented for Board Ratification and/or Approval

Check No.	Date	Vendor Name	Invoice #	Purpose	Invoice Amount	Check Amount	FYTD
114263	2023-08-30	FEDERAL EXPRESS CORPORATION	Inv# 2-189-14163	Package Delivery	\$121.02		
114263	2023-08-30	FEDERAL EXPRESS CORPORATION	Inv# 8-235-54016	Package Delivery	\$138.21		
114263	2023-08-30	FEDERAL EXPRESS CORPORATION	Inv# 8-235-54017	Package Delivery	\$70.86		
<b>Total for Check:</b> 114263						<b>\$330.09</b>	<b>\$3,906.28</b>
114264	2023-08-30	FILMTEC CORP	Inv# 951205554	PLANT CHEMICALS	\$8,156.25		
114264	2023-08-30	FILMTEC CORP	Inv# 951205554	Surcharge 3%	\$244.69		
<b>Total for Check:</b> 114264						<b>\$8,400.94</b>	<b>\$8,400.94</b>
114265	2023-08-30	FISHER SCIENTIFIC CO.	Inv# 4600802	SUPPLIES	\$86.56		
114265	2023-08-30	FISHER SCIENTIFIC CO.	Inv# 4600802	Shipping	\$6.70		
114265	2023-08-30	FISHER SCIENTIFIC CO.	Inv# 4678461	SUPPLIES	\$177.91		
114265	2023-08-30	FISHER SCIENTIFIC CO.	Inv# 4756057		\$103.27		
114265	2023-08-30	FISHER SCIENTIFIC CO.	Inv# 4678463	Shipping	\$6.70		
114265	2023-08-30	FISHER SCIENTIFIC CO.	Inv# 4678463	SUPPLIES	\$1,578.24		
<b>Total for Check:</b> 114265						<b>\$1,959.38</b>	<b>\$58,415.19</b>
114266	2023-08-30	FOUNTAIN VALLEY, CITY OF	Inv# 8157-238500-03AUG23	6/18/2023-8/13/2023	\$368.64		
114266	2023-08-30	FOUNTAIN VALLEY, CITY OF	Inv# 8166-100000-01AUG23	6/18/2023-8/13/2023	\$8,094.16		
<b>Total for Check:</b> 114266						<b>\$8,462.80</b>	<b>\$55,598.08</b>
114267	2023-08-30	FRONTIER COMMUNICATIONS	Inv# 209-150-2229_20230816	08/16/23-09/15/23	\$80.21		
<b>Total for Check:</b> 114267						<b>\$80.21</b>	<b>\$8,114.97</b>
114268	2023-08-30	FUTURE INDUSTRIAL TECHNOLOGY INC.	Inv# 22344	Ergo Training	\$450.00		
<b>Total for Check:</b> 114268						<b>\$450.00</b>	<b>\$8,664.77</b>
114269	2023-08-30	GAS GENERATOR SOLUTIONS	Inv# GGS-5723-23	EQUIP. SERVICE	\$14,282.20		
<b>Total for Check:</b> 114269						<b>\$14,282.20</b>	<b>\$14,282.20</b>
114272	2023-08-30	GRAINGER INC.	Inv# 9770899368		\$5,316.83		
114272	2023-08-30	GRAINGER INC.	Inv# 9771996742	Combo Wrench, Screwdriver, Soc	\$209.51		
114272	2023-08-30	GRAINGER INC.	Inv# 9771996742	Combo Wrench, Screwdriver, Soc	\$153.31		
114272	2023-08-30	GRAINGER INC.	Inv# 9771996742	Combo Wrench, Screwdriver, Soc	\$125.65		
114272	2023-08-30	GRAINGER INC.	Inv# 9771996742	Combo Wrench, Screwdriver, Soc	\$75.93		
114272	2023-08-30	GRAINGER INC.	Inv# 9772364205	BPO INDUSTRIAL SUPPLIES	\$306.92		
114272	2023-08-30	GRAINGER INC.	Inv# 9772569563	BPO INDUSTRIAL SUPPLIES	\$253.41		

# Orange County Water District

## Check Register

**Begin Date:** 2023-08-24

**End Date:** 2023-08-30

**Page:** 6

### Accounts Payable Check Register Presented for Board Ratification and/or Approval

Check No.	Date	Vendor Name	Invoice #	Purpose	Invoice Amount	Check Amount	FYTD
114272	2023-08-30	GRAINGER INC.	Inv# 9773114120	BPO INDUSTRIAL SUPPLIES	\$13.45		
114272	2023-08-30	GRAINGER INC.	Inv# 9774122551		\$1,961.76		
114272	2023-08-30	GRAINGER INC.	Inv# 9774122551		\$172.00		
114272	2023-08-30	GRAINGER INC.	Inv# 9774122551		\$150.34		
114272	2023-08-30	GRAINGER INC.	Inv# 9774122551		\$150.34		
114272	2023-08-30	GRAINGER INC.	Inv# 9774122551		\$150.34		
114272	2023-08-30	GRAINGER INC.	Inv# 9774122551		\$115.10		
114272	2023-08-30	GRAINGER INC.	Inv# 9774122551		\$85.15		
114272	2023-08-30	GRAINGER INC.	Inv# 9774122551		\$83.52		
114272	2023-08-30	GRAINGER INC.	Inv# 9774122551		\$35.37		
114272	2023-08-30	GRAINGER INC.	Inv# 9774122569	BPO INDUSTRIAL SUPPLIES	\$210.16		
114272	2023-08-30	GRAINGER INC.	Inv# 9775359731		\$108.85		
114272	2023-08-30	GRAINGER INC.	Inv# 9775359731		\$81.35		
114272	2023-08-30	GRAINGER INC.	Inv# 9775359731		\$20.47		
114272	2023-08-30	GRAINGER INC.	Inv# 9775453724		\$5.33		
114272	2023-08-30	GRAINGER INC.	Inv# 9776427032	BPO INDUSTRIAL SUPPLIES	\$56.85		
114272	2023-08-30	GRAINGER INC.	Inv# 9776427040	BPO INDUSTRIAL SUPPLIES	\$119.87		
114272	2023-08-30	GRAINGER INC.	Inv# 9777739807	BPO INDUSTRIAL SUPPLIES	\$225.16		
114272	2023-08-30	GRAINGER INC.	Inv# 9777753931		\$436.71		
114272	2023-08-30	GRAINGER INC.	Inv# 9778389065		\$15.53		
114272	2023-08-30	GRAINGER INC.	Inv# 9778578642		\$570.21		
114272	2023-08-30	GRAINGER INC.	Inv# 9778389057	BPO INDUSTRIAL SUPPLIES	\$317.79		
		<b>Total for Check:</b>	114272			<b>\$11,527.21</b>	<b>\$49,328.84</b>
114273	2023-08-30	HABITAT WEST	Inv# 90912	agm 1542 Jul23 habitat restor	\$24,576.14		
		<b>Total for Check:</b>	114273			<b>\$24,576.14</b>	<b>\$25,900.14</b>
114275	2023-08-30	HOME DEPOT CREDIT SERVICES	Inv# 0524271	BPO INDUSTRIAL SUPPLIES	\$75.30		
114275	2023-08-30	HOME DEPOT CREDIT SERVICES	Inv# 1211169	Milwaukee Headlamp/Floodlamp S	\$3,043.70		
114275	2023-08-30	HOME DEPOT CREDIT SERVICES	Inv# 1585766	SMALL TOOLS - OPS	\$1,087.07		
114275	2023-08-30	HOME DEPOT CREDIT SERVICES	Inv# 2031291	BPO INDUSTRIAL SUPPLIES	\$311.27		
114275	2023-08-30	HOME DEPOT CREDIT SERVICES	Inv# 241972	SMALL TOOLS - OPS	\$161.17		
114275	2023-08-30	HOME DEPOT CREDIT SERVICES	Inv# 3122331	BPO INDUSTRIAL SUPPLIES	\$435.25		
114275	2023-08-30	HOME DEPOT CREDIT SERVICES	Inv# 5092867	BPO INDUSTRIAL SUPPLIES	\$116.04		

# Orange County Water District

## Check Register

**Begin Date:** 2023-08-24

**End Date:** 2023-08-30

**Page:** 7

### Accounts Payable Check Register Presented for Board Ratification and/or Approval

Check No.	Date	Vendor Name	Invoice #	Purpose	Invoice Amount	Check Amount	FYTD
114275	2023-08-30	HOME DEPOT CREDIT SERVICES	Inv# 574591		\$452.55		
114275	2023-08-30	HOME DEPOT CREDIT SERVICES	Inv# 5881434	SMALL TOOLS - OPS	\$465.49		
114275	2023-08-30	HOME DEPOT CREDIT SERVICES	Inv# 6031938	BPO INDUSTRIAL SUPPLIES	\$34.39		
114275	2023-08-30	HOME DEPOT CREDIT SERVICES	Inv# 6512859	BPO INDUSTRIAL SUPPLIES	\$18.61		
114275	2023-08-30	HOME DEPOT CREDIT SERVICES	Inv# 8521533	BPO INDUSTRIAL SUPPLIES	\$38.73		
114275	2023-08-30	HOME DEPOT CREDIT SERVICES	Inv# 8543494	BPO INDUSTRIAL SUPPLIES	\$68.90		
114275	2023-08-30	HOME DEPOT CREDIT SERVICES	Inv# 9627196	BPO INDUSTRIAL SUPPLIES	\$204.51		
<b>Total for Check: 114275</b>						<b>\$6,512.98</b>	<b>\$9,629.69</b>
114276	2023-08-30	Haney, Lisa	Inv# AUGUST 1-3, 2023 TRAVEL	8/1-3 La Jolla FIRO	\$305.35		
<b>Total for Check: 114276</b>						<b>\$305.35</b>	<b>\$369.99</b>
114277	2023-08-30	INTEGRATED POWER SERVICES LLC	Inv# 61230	Inspect, Refurbishment, & Test	\$17,682.38		
114277	2023-08-30	INTEGRATED POWER SERVICES LLC	Inv# 61230	Inspect, Refurbishment, & Test	\$16,798.20		
<b>Total for Check: 114277</b>						<b>\$34,480.58</b>	<b>\$34,480.58</b>
114278	2023-08-30	IRVINE PIPE & SUPPLY CO	Inv# S116185223.001	PVC Pipe	\$756.89		
114278	2023-08-30	IRVINE PIPE & SUPPLY CO	Inv# S116185223.001	PVC Pipe	\$489.38		
114278	2023-08-30	IRVINE PIPE & SUPPLY CO	Inv# S116185223.001	Shipping	\$9.95		
114278	2023-08-30	IRVINE PIPE & SUPPLY CO	Inv# S116185223.001	Discount	(\$22.90)		
<b>Total for Check: 114278</b>						<b>\$1,233.32</b>	<b>\$14,863.87</b>
114279	2023-08-30	JOE A. GONSALVES AND SON	Inv# 160928	Aug23 legis.support/SACTO	\$8,000.00		
<b>Total for Check: 114279</b>						<b>\$8,000.00</b>	<b>\$16,000.00</b>
114280	2023-08-30	KDC SYSTEMS	Inv# 35241	FHQ SCADA historian engineerin	\$1,590.00		
<b>Total for Check: 114280</b>						<b>\$1,590.00</b>	<b>\$28,610.00</b>
114281	2023-08-30	KENNEDY/JENKS CONSULTANTS, INC.	Inv# 165287	Thru 7/28 PFAS Orange wo#2	\$12,480.00		
<b>Total for Check: 114281</b>						<b>\$12,480.00</b>	<b>\$25,048.75</b>
114282	2023-08-30	LHOIST NORTH AMERICA	Inv# 1102318538	7/30 (2)lime 26.41 & 26.6 tons	\$21,628.08		
<b>Total for Check: 114282</b>						<b>\$21,628.08</b>	<b>\$319,916.88</b>
114283	2023-08-30	LILLESTRAND LEADERSHIP CONSULTING	Inv# 7860	7/25-26 leadership consulting	\$1,312.50		
<b>Total for Check: 114283</b>						<b>\$1,312.50</b>	<b>\$3,500.00</b>
114284	2023-08-30	LONG BEACH WATER DEPARTMENT	Inv# 32021	Jun23 Alamitos 64.50 acft	\$86,236.50		

# Orange County Water District

## Check Register

**Begin Date:** 2023-08-24

**End Date:** 2023-08-30

**Page:** 8

### Accounts Payable Check Register Presented for Board Ratification and/or Approval

Check No.	Date	Vendor Name	Invoice #	Purpose	Invoice Amount	Check Amount	FYTD
<b>Total for Check:</b>		114284				\$86,236.50	\$135,571.80
114285	2023-08-30	MANNING, BRIAN	Inv# AUGUST 7-11, 2023 TRAVEL	8/7-11/23 Las Vegas,NV Tri Sta	\$581.68		
<b>Total for Check:</b>		114285				\$581.68	\$581.68
114286	2023-08-30	MCFADDEN-DALE HARDWARE CO.	Inv# 522976/5	BPO INDUSTRIAL SUPPLIES	\$74.48		
114286	2023-08-30	MCFADDEN-DALE HARDWARE CO.	Inv# 522976/5	Discount	(\$2.07)		
114286	2023-08-30	MCFADDEN-DALE HARDWARE CO.	Inv# 5231595	BPO INDUSTRIAL SUPPLIES	\$86.31		
114286	2023-08-30	MCFADDEN-DALE HARDWARE CO.	Inv# 5231595	Discount	(\$2.40)		
114286	2023-08-30	MCFADDEN-DALE HARDWARE CO.	Inv# 5233715	BPO INDUSTRIAL SUPPLIES	\$26.32		
114286	2023-08-30	MCFADDEN-DALE HARDWARE CO.	Inv# 5233715	Discount	(\$0.74)		
114286	2023-08-30	MCFADDEN-DALE HARDWARE CO.	Inv# 523434/5	BPO INDUSTRIAL SUPPLIES	\$82.62		
114286	2023-08-30	MCFADDEN-DALE HARDWARE CO.	Inv# 523434/5	Discount	(\$2.30)		
<b>Total for Check:</b>		114286				\$262.22	\$2,460.33
114287	2023-08-30	MCMaster-CARR SUPPLY COMPANY	Inv# 13145515	BPO INDUSTRIAL SUPPLIES	\$211.84		
114287	2023-08-30	MCMaster-CARR SUPPLY COMPANY	Inv# 13145515	Shipping	\$7.79		
114287	2023-08-30	MCMaster-CARR SUPPLY COMPANY	Inv# 13145515	Discount	(\$4.24)		
<b>Total for Check:</b>		114287				\$215.39	\$10,579.62
114288	2023-08-30	Marshall, Erin	Inv# JUL 31-AUG 3, 2023 TRAVEL	7/31-8/3 Minneapolis, MN EMS	\$225.94		
<b>Total for Check:</b>		114288				\$225.94	\$225.94
114289	2023-08-30	NAPA/ORANGE COUNTY AUTO PARTS	Inv# 677971	BPO AUTO PARTS	\$11.59		
114289	2023-08-30	NAPA/ORANGE COUNTY AUTO PARTS	Inv# 677971	Discount	(\$0.23)		
114289	2023-08-30	NAPA/ORANGE COUNTY AUTO PARTS	Inv# 678108	BPO AUTO PARTS	\$75.34		
114289	2023-08-30	NAPA/ORANGE COUNTY AUTO PARTS	Inv# 678108	Discount	(\$1.51)		
114289	2023-08-30	NAPA/ORANGE COUNTY AUTO PARTS	Inv# 678110	BPO AUTO PARTS	\$19.02		
114289	2023-08-30	NAPA/ORANGE COUNTY AUTO PARTS	Inv# 678110	Discount	(\$0.38)		
<b>Total for Check:</b>		114289				\$103.83	\$1,348.43

# Orange County Water District

## Check Register

**Begin Date:** 2023-08-24

**End Date:** 2023-08-30

**Page:** 9

### Accounts Payable Check Register Presented for Board Ratification and/or Approval

Check No.	Date	Vendor Name	Invoice #	Purpose	Invoice Amount	Check Amount	FYTD
114290	2023-08-30	NEW LINE FIRE	Inv# 08012023-01	Regular Labor Hours Replace &	\$340.00		
<b>Total for Check:</b> 114290						\$340.00	\$655.38
114291	2023-08-30	NORTHERN SAFETY COMPANY	Inv# 905636947	FIELD SAFETY WEAR	\$194.32		
114291	2023-08-30	NORTHERN SAFETY COMPANY	Inv# 905636947	FIELD SAFETY WEAR	\$194.31		
114291	2023-08-30	NORTHERN SAFETY COMPANY	Inv# 905636947	FIELD SAFETY WEAR	\$64.77		
<b>Total for Check:</b> 114291						\$453.40	\$3,466.97
114293	2023-08-30	OLIN CHLOR ALKALI PRODUCTS	Inv# 900304755	7/31 4942 gal s.hypochlorite	\$10,644.84		
114293	2023-08-30	OLIN CHLOR ALKALI PRODUCTS	Inv# 900305069	7/31 4912 gal s.hypochlorite	\$10,580.22		
114293	2023-08-30	OLIN CHLOR ALKALI PRODUCTS	Inv# 900305070	7/31 4936 gal s.hypochlorite	\$10,631.91		
114293	2023-08-30	OLIN CHLOR ALKALI PRODUCTS	Inv# 900305071	7/31 4942 gal s.hypochlorite	\$10,644.84		
114293	2023-08-30	OLIN CHLOR ALKALI PRODUCTS	Inv# 900305458	8/1 4984 gal s.hypochlorite	\$10,735.31		
114293	2023-08-30	OLIN CHLOR ALKALI PRODUCTS	Inv# 900305735	8/1 4920 gals.hypochlorite	\$10,597.45		
114293	2023-08-30	OLIN CHLOR ALKALI PRODUCTS	Inv# 900305736	8/1 4948 gal s.hypochlorite	\$10,657.76		
114293	2023-08-30	OLIN CHLOR ALKALI PRODUCTS	Inv# 900305737	8/1 4918 gal s.hypochlorite	\$10,593.14		
114293	2023-08-30	OLIN CHLOR ALKALI PRODUCTS	Inv# 900306678	8/3 4946 gal s.hypochlorite	\$10,653.46		
114293	2023-08-30	OLIN CHLOR ALKALI PRODUCTS	Inv# 900306888	8/3 4944 gal s.hypochlorite	\$10,649.14		
114293	2023-08-30	OLIN CHLOR ALKALI PRODUCTS	Inv# 900306889	8/3 4936 gal s.hypochlorite	\$10,631.91		
114293	2023-08-30	OLIN CHLOR ALKALI PRODUCTS	Inv# 900306890	8/3 4928 gal s.hypochlorite	\$10,614.68		
114293	2023-08-30	OLIN CHLOR ALKALI PRODUCTS	Inv# 900307139	8/4 4940 gal s.hypochlorite	\$10,640.53		
114293	2023-08-30	OLIN CHLOR ALKALI PRODUCTS	Inv# 900307336	8/4 4938 gal s.hypochlorite	\$10,636.22		
114293	2023-08-30	OLIN CHLOR ALKALI PRODUCTS	Inv# 900307337	8/4 4930 gal s.hypochlorite	\$10,618.99		
114293	2023-08-30	OLIN CHLOR ALKALI PRODUCTS	Inv# 900307338	8/4 4960 gal s.hypochlorite	\$10,683.61		
<b>Total for Check:</b> 114293						\$170,214.01	\$1,418,994.35
114294	2023-08-30	ONESOURCE DISTRIBUTORS INC.	Inv# S7283081.002	Material - OCAL Fittings, Box,	\$135.47		
114294	2023-08-30	ONESOURCE DISTRIBUTORS INC.	Inv# S7283081.002	Discount	(\$1.25)		
114294	2023-08-30	ONESOURCE DISTRIBUTORS INC.	Inv# S7285091.002	Greenlee 555C OCAL Bender Assy	\$2,646.61		
114294	2023-08-30	ONESOURCE DISTRIBUTORS INC.	Inv# S7285091.002	Discount	(\$24.34)		
<b>Total for Check:</b> 114294						\$2,756.49	\$28,373.78
114295	2023-08-30	ORANGE COUNTY SANITATION DISTRICT	Inv# 62206	Security Invoice	\$8,544.96		
<b>Total for Check:</b> 114295						\$8,544.96	\$8,544.96
114296	2023-08-30	PACIFIC HYDROTECH CORPORATION	Inv# 10	Prog.Pmt#10 GSWC-2022-1	\$6,075.54		



# Orange County Water District

## Check Register

Begin Date: 2023-08-24

End Date: 2023-08-30

Page: 10

### Accounts Payable Check Register Presented for Board Ratification and/or Approval

Check No.	Date	Vendor Name	Invoice #	Purpose	Invoice Amount	Check Amount	FYTD
114296	2023-08-30	PACIFIC HYDROTECH CORPORATION	Inv# 16	Prog.Pmt#16 ORA-2021-1	\$20,520.00		
114296	2023-08-30	PACIFIC HYDROTECH CORPORATION	Inv# 26	Prog.Pmt#26 GG-2020-1	\$40,370.25		
114296	2023-08-30	PACIFIC HYDROTECH CORPORATION	Inv# 27 REVISED	Prog.Pmt#27 GG-2020-1	\$3,610.00		
114296	2023-08-30	PACIFIC HYDROTECH CORPORATION	Inv# 27 REVISED	Prog.Pmt#27 GG-2020-1	(\$1,501.00)		
<b>Total for Check:</b> 114296						\$69,074.79	\$1,292,471.15
114297	2023-08-30	AMERICAN BUSINESS BANK	Inv# ESC8040301 RET#26-#27	GG-2020-1	\$2,314.75		
114297	2023-08-30	AMERICAN BUSINESS BANK	Inv# ESC8040301 RET#26-#27	GG-2020-1	(\$79.00)		
<b>Total for Check:</b> 114297						\$2,235.75	\$2,235.75
114298	2023-08-30	AMERICAN BUSINESS BANK	Inv# ESC 8542102 RET#16 2021-1	Ret#16 P.Hydro ORA	\$1,080.00		
<b>Total for Check:</b> 114298						\$1,080.00	\$1,080.00
114299	2023-08-30	AMERICAN BUSINESS BANK	Inv# ESC 8114039 RET#10 GSWC-2022-1	Ret#10 P.Hydro	\$319.77		
<b>Total for Check:</b> 114299						\$319.77	\$24,680.19
114300	2023-08-30	PASCAL & LUDWIG CONSTRUCTORS, INC.	Inv# 23037	Prog.Pmt#18 EOCWD-2021-1	\$92,085.40		
<b>Total for Check:</b> 114300						\$92,085.40	\$222,211.65
114301	2023-08-30	CITIZENS BUSINESS BANK OR PASCAL&LUDWIG	Inv# ESC 131105533 RET#18 EOCWD2021	Ret318 Pascal-Ludwig	\$4,846.60		
<b>Total for Check:</b> 114301						\$4,846.60	\$11,695.35
114302	2023-08-30	PEAK SCIENTIFIC INC.	Inv# 40046089	EQUIP. SERVICE	\$8,340.09		
<b>Total for Check:</b> 114302						\$8,340.09	\$8,340.09
114303	2023-08-30	PHENOMENEX INC.	Inv# CIUS-23054305	SUPPLIES	\$3,012.37		
114303	2023-08-30	PHENOMENEX INC.	Inv# CIUS-23054305	SUPPLIES	\$1,506.19		
114303	2023-08-30	PHENOMENEX INC.	Inv# CIUS-23054305	Discount	(\$83.10)		
<b>Total for Check:</b> 114303						\$4,435.46	\$30,012.67
114304	2023-08-30	PRECISION SOLUTIONS INTERNATIONAL LLC	Inv# 6058	JDE Software Assistance	\$240.00		
<b>Total for Check:</b> 114304						\$240.00	\$240.00
114305	2023-08-30	QDOXS	Inv# IN53255	COPIER MAINTENANCE	\$341.25		
<b>Total for Check:</b> 114305						\$341.25	\$722.58

# Orange County Water District

## Check Register

**Begin Date:** 2023-08-24

**End Date:** 2023-08-30

**Page:** 11

### Accounts Payable Check Register Presented for Board Ratification and/or Approval

Check No.	Date	Vendor Name	Invoice #	Purpose	Invoice Amount	Check Amount	FYTD
114306	2023-08-30	QUINN COMPANY	Inv# PC830413467	BPO EQUIPMENT & SUPPLIES	\$47.92		
<b>Total for Check:</b> 114306						\$47.92	\$1,045,691.46
114307	2023-08-30	RED WING SHOE CO. INC.	Inv# 789-1-49554	BPO WORK BOOTS	\$137.01		
114307	2023-08-30	RED WING SHOE CO. INC.	Inv# 789-1-49558	BPO WORK BOOTS	\$181.05		
<b>Total for Check:</b> 114307						\$318.06	\$1,118.06
114308	2023-08-30	RESTEK CORPORATION	Inv# CD50380124	SUPPLIES	\$1,675.62		
114308	2023-08-30	RESTEK CORPORATION	Inv# CD50380124	SUPPLIES	\$97.09		
114308	2023-08-30	RESTEK CORPORATION	Inv# CD50380124	DISCOUNT	(\$35.45)		
<b>Total for Check:</b> 114308						\$1,737.26	\$2,375.62
114309	2023-08-30	SAN DIEGO FLUID SYSTEM TECHNOLIGIES	Inv# 87890	Swagelok Fittings for RO Units	\$1,562.35		
114309	2023-08-30	SAN DIEGO FLUID SYSTEM TECHNOLIGIES	Inv# 87890	FREIGHT	\$17.91		
<b>Total for Check:</b> 114309						\$1,580.26	\$2,306.72
114310	2023-08-30	SANTA ANA WATERSHED PROJECT AUTHORITY	Inv# BMPTF 2024-17	BASIN MONITORING FY 23-24	\$29,071.05		
<b>Total for Check:</b> 114310						\$29,071.05	\$490,726.05
114312	2023-08-30	SC FUELS	Inv# 0755037	BPO UNLEADED FUEL FOR VEHICLES	\$3,892.58		
114312	2023-08-30	SC FUELS	Inv# 0755037	BPO UNLEADED FUEL FOR VEHICLES	\$1,188.05		
114312	2023-08-30	SC FUELS	Inv# 0755037	BPO UNLEADED FUEL FOR VEHICLES	\$376.06		
114312	2023-08-30	SC FUELS	Inv# 0755037	BPO UNLEADED FUEL FOR VEHICLES	\$356.84		
114312	2023-08-30	SC FUELS	Inv# 0755037	BPO UNLEADED FUEL FOR VEHICLES	\$321.23		
114312	2023-08-30	SC FUELS	Inv# 0755037	BPO UNLEADED FUEL FOR VEHICLES	\$265.26		
114312	2023-08-30	SC FUELS	Inv# 0755037	BPO UNLEADED FUEL FOR VEHICLES	\$222.28		
114312	2023-08-30	SC FUELS	Inv# 0755037	BPO UNLEADED FUEL FOR VEHICLES	\$180.42		
114312	2023-08-30	SC FUELS	Inv# 0755037	BPO UNLEADED FUEL FOR VEHICLES	\$152.90		
114312	2023-08-30	SC FUELS	Inv# 0755037	BPO UNLEADED FUEL FOR VEHICLES	\$146.50		
114312	2023-08-30	SC FUELS	Inv# 0755037	BPO UNLEADED FUEL FOR VEHICLES	\$131.30		
114312	2023-08-30	SC FUELS	Inv# 0755037	BPO UNLEADED FUEL FOR VEHICLES	\$110.84		
114312	2023-08-30	SC FUELS	Inv# 0755037	BPO UNLEADED FUEL FOR VEHICLES	\$94.58		
114312	2023-08-30	SC FUELS	Inv# 0755037	BPO UNLEADED FUEL FOR VEHICLES	\$81.98		
<b>Total for Check:</b> 114312						\$7,520.82	\$24,947.85
114313	2023-08-30	SCHEEVEL ENGINEERING, LLC	Inv# 1531	Jul23 GAP bldg extens.stair	\$5,500.00		

# Orange County Water District

## Check Register

**Begin Date:** 2023-08-24

**End Date:** 2023-08-30

**Page:** 12

### Accounts Payable Check Register Presented for Board Ratification and/or Approval

Check No.	Date	Vendor Name	Invoice #	Purpose	Invoice Amount	Check Amount	FYTD
		<b>Total for Check:</b>	114313			\$5,500.00	\$5,500.00
114314	2023-08-30	SEAL ANALYTICAL	Inv# 56825	SUPPLIES	\$78.30		
114314	2023-08-30	SEAL ANALYTICAL	Inv# 56825	Order Fee + Shipping Charge	\$30.00		
		<b>Total for Check:</b>	114314			\$108.30	\$108.30
114315	2023-08-30	SEAL BEACH, CITY OF	Inv# PMT FEE TO ACCESS ALAMITO DPW04883 ATTN D.SPI	PERMIT NO.	\$1,782.00		
		<b>Total for Check:</b>	114315			\$1,782.00	\$2,266.78
114316	2023-08-30	SEPARATION PROCESSES, INC.	Inv# 10878	Jul23 Ops support	\$11,416.00		
		<b>Total for Check:</b>	114316			\$11,416.00	\$26,154.86
114317	2023-08-30	SHEAKLEY WORKFORCE MGMT SVCS LLC.	Inv# FLEX00019967	FSA Fees July 2023	\$226.60		
		<b>Total for Check:</b>	114317			\$226.60	\$676.10
114318	2023-08-30	SNAP-ON INDUSTRIAL	Inv# ARV58096176		\$151.96		
114318	2023-08-30	SNAP-ON INDUSTRIAL	Inv# ARV58098594	R23026 - Snap-On scanner	\$6,404.56		
114318	2023-08-30	SNAP-ON INDUSTRIAL	Inv# ARV58114430	R23026 - Snap-On scanner	\$11,737.21		
		<b>Total for Check:</b>	114318			\$18,293.73	\$19,082.62
114319	2023-08-30	SOLTIS AND COMPANY, INC.	Inv# 7323	LANDSCAPE MAINTENANCE SERVICES	\$4,503.58		
114319	2023-08-30	SOLTIS AND COMPANY, INC.	Inv# 7324	LANDSCAPE MAINTENANCE SERVICES	\$3,000.00		
114319	2023-08-30	SOLTIS AND COMPANY, INC.	Inv# SD1356	1510	\$460.00		
114319	2023-08-30	SOLTIS AND COMPANY, INC.	Inv# SD1358	1510	\$460.00		
		<b>Total for Check:</b>	114319			\$8,423.58	\$16,847.16
114320	2023-08-30	SOUTHERN CALIFORNIA NEWS GROUP	Inv# 0000570713		\$470.10		
		<b>Total for Check:</b>	114320			\$470.10	\$11,108.95
114321	2023-08-30	SOUTHERN COUNTIES LUBRICANTS, LLC	Inv# 188200	BPO OIL/LUBRICANTS	\$3,259.82		
		<b>Total for Check:</b>	114321			\$3,259.82	\$9,409.41
114322	2023-08-30	CHARTER COMMUNICATIONS	Inv# 0043285081323	7/22-8/21/23	\$3,401.82		
		<b>Total for Check:</b>	114322			\$3,401.82	\$10,204.95
114323	2023-08-30	STANTEC CONSULTING INC. (SCI)	Inv# 2111844	Thru 6/30 PFAS S.Ana wo#1	\$23,863.89		
114323	2023-08-30	STANTEC CONSULTING INC. (SCI)	Inv# 2111844	Thru 6/30 PFAS S.Ana wo#1	\$10,597.46		
114323	2023-08-30	STANTEC CONSULTING INC. (SCI)	Inv# 2111893	Thru 6/30 PFAS S.Ana wo#2	\$34,616.83		
114323	2023-08-30	STANTEC CONSULTING INC. (SCI)	Inv# 2111893	Thru 6/30 PFAS S.Ana wo#2	\$141.28		
114323	2023-08-30	STANTEC CONSULTING INC. (SCI)	Inv# 2111895	Thru 6/30 PFAS S.Ana wo#3	\$185,858.13		

# Orange County Water District

## Check Register

**Begin Date:** 2023-08-24

**End Date:** 2023-08-30

**Page:** 13

### Accounts Payable Check Register Presented for Board Ratification and/or Approval

Check No.	Date	Vendor Name	Invoice #	Purpose	Invoice Amount	Check Amount	FYTD
		<b>Total for Check:</b>	114323			\$255,077.59	\$613,790.85
114324	2023-08-30	STERIS CORPORATION	Inv# 504174284	EQUIP. SERVICE	\$2,684.59		
		<b>Total for Check:</b>	114324			\$2,684.59	\$2,684.59
114325	2023-08-30	TAB ANSWER NETWORK CALL CENTER	Inv# 151407272023		\$77.86		
		<b>Total for Check:</b>	114325			\$77.86	\$296.34
114326	2023-08-30	TANKNOLOGY, INC.	Inv# 1854089	TANK INSPECTIONS	\$213.50		
		<b>Total for Check:</b>	114326			\$213.50	\$1,149.00
114327	2023-08-30	THE PRINTERY INC	Inv# 138363	PRINT OCWD NOTECARDS	\$693.14		
		<b>Total for Check:</b>	114327			\$693.14	\$693.14
114328	2023-08-30	TIBBITTS, MIKE	Inv# REIMBURS OC WATER SUMMIT REIMBURSEMENT OC WATER		\$600.00		
		<b>Total for Check:</b>	114328			\$600.00	\$600.00
114329	2023-08-30	TOM'S TRUCK CENTER, INC	Inv# 1311525	REPAIR T-158 AIR CONDITIONING	\$1,112.20		
114329	2023-08-30	TOM'S TRUCK CENTER, INC	Inv# 1311525	FREIGHT	\$30.00		
		<b>Total for Check:</b>	114329			\$1,142.20	\$7,541.08
114330	2023-08-30	TORONTO RESEARCH CHEMICALS, INC.	Inv# 105057105	SUPPLIES	\$386.39		
		<b>Total for Check:</b>	114330			\$386.39	\$1,545.56
114331	2023-08-30	TROPICAL PLAZA NURSERY, INC.	Inv# 1885 1255		\$4,321.83		
		<b>Total for Check:</b>	114331			\$4,321.83	\$9,843.66
114332	2023-08-30	U-LINE	Inv# 166588794	CARBON TREATMENT SUPPLIES	\$1,461.60		
114332	2023-08-30	U-LINE	Inv# 166588794	FRT+ TAX DIFFERENCE	\$66.92		
		<b>Total for Check:</b>	114332			\$1,528.52	\$9,013.27
114333	2023-08-30	UNDERGROUND SERVICE ALERT	Inv# 23-240302		\$302.06		
114333	2023-08-30	UNDERGROUND SERVICE ALERT	Inv# 720230499	Monthly Database Maintenance F	\$797.50		
		<b>Total for Check:</b>	114333			\$1,099.56	\$3,158.05
114334	2023-08-30	UNITED PARCEL SERVICE	Inv# 0000X81601343 8/26/23		\$86.84		
		<b>Total for Check:</b>	114334			\$86.84	\$1,387.43
114335	2023-08-30	UNIVAR SOLUTIONS USA	Inv# 51411669	8/22 12.254 ton caustic soda	\$11,513.86		
114335	2023-08-30	UNIVAR SOLUTIONS USA	Inv# 51411669		(\$230.28)		
114335	2023-08-30	UNIVAR SOLUTIONS USA	Inv# 51417739	8/23 23.521 ton sulfuric acid	\$5,833.21		
114335	2023-08-30	UNIVAR SOLUTIONS USA	Inv# 51417739		(\$116.66)		

# Orange County Water District

## Check Register

**Begin Date:** 2023-08-24

**End Date:** 2023-08-30

**Page:** 14

### Accounts Payable Check Register Presented for Board Ratification and/or Approval

Check No.	Date	Vendor Name	Invoice #	Purpose	Invoice Amount	Check Amount	FYTD
114335	2023-08-30	UNIVAR SOLUTIONS USA	Inv# 51417740	8/23 23.502 ton sulfuric acid	\$5,828.50		
114335	2023-08-30	UNIVAR SOLUTIONS USA	Inv# 51417740	Discount	(\$116.57)		
		<b>Total for Check:</b>	114335			\$22,712.06	\$149,968.90
114336	2023-08-30	UTILIQUEST LLC	Inv# 326954-Q	7/23-29 screen/mark pipes	\$1,283.14		
114336	2023-08-30	UTILIQUEST LLC	Inv# 326954-Q	7/23-29 screen/mark pipes	\$748.49		
114336	2023-08-30	UTILIQUEST LLC	Inv# 326954-Q	7/23-29 screen/mark pipes	\$91.74		
114336	2023-08-30	UTILIQUEST LLC	Inv# 326954-Q	7/23-29 screen/mark pipes	\$15.18		
		<b>Total for Check:</b>	114336			\$2,138.55	\$19,742.15
114337	2023-08-30	VALLEY ALARM	Inv# 1131466	BPO ALARM SERVICE	\$180.00		
		<b>Total for Check:</b>	114337			\$180.00	\$378.00
114338	2023-08-30	VANDERMOST CONSULTING SERVICES, INC.	Inv# 23601	Thru 7/31 wo#3 Prado Riparian	\$4,573.40		
		<b>Total for Check:</b>	114338			\$4,573.40	\$7,683.55
114339	2023-08-30	VERIZON WIRELESS	Inv# 9942235344	7/17-8/16/2023	\$2,357.01		
		<b>Total for Check:</b>	114339			\$2,357.01	\$4,896.47
114340	2023-08-30	VWR INTERNATIONAL LLC	Inv# 8813668434		\$54.42		
		<b>Total for Check:</b>	114340			\$54.42	\$16,079.94
114341	2023-08-30	WATER ENVIRONMENT FEDERATION	Inv# WEF MEMBERSHIP	08/29/23 WEF MEMBERSHIP	\$361.00		
		<b>Total for Check:</b>	114341			\$361.00	\$361.00
114342	2023-08-30	WATER QUALITY & TREATMENT SOLUTIONS INC	Inv# 23-3580	Thru 7/28 WRF PFAS TC	\$3,300.00		
		<b>Total for Check:</b>	114342			\$3,300.00	\$13,363.29
114343	2023-08-30	WATER REPLENISHMENT DISTRICT	Inv# 001-2305	May23 Alamitos 55.30 acft	\$73,937.79		
		<b>Total for Check:</b>	114343			\$73,937.79	\$267,455.49
114344	2023-08-30	ZARETSKY ENGINEERING SOLUTIONS	Inv# 2991	Zaretsky Service Request Lab P	\$950.00		
		<b>Total for Check:</b>	114344			\$950.00	\$950.00
978179	2023-08-25	CITIBANK NA NEW YORK, ABA	Inv# 2005ASWAP PMT	07/25-08/25 2005A SWAP PMT	\$8,064.47		
		<b>Total for Check:</b>	978179			\$8,064.47	\$20,842.03

**Run Date:** 8/29/2023

**\$2,514,899.86**

**\$2,514,899.86**

# Orange County Water District

## Check Register

**Begin Date:** 2023-07-27

**End Date:** 2023-08-02

**Page:** 1

### Accounts Payable Check Register Presented for Board Ratification and/or Approval

Check No.	Date	Vendor Name	Invoice #	Purpose	Invoice Amount	Check Amount	FYTD
803685	2023-08-02	SIGMA-ALDRICH, INC.	Inv# 560514444	SUPPLIES	\$208.80		
803685	2023-08-02	SIGMA-ALDRICH, INC.	Inv# 560514444	TRANS/HANDLING	\$34.99		
803685	2023-08-02	SIGMA-ALDRICH, INC.	Inv# 560617085	SUPPLIES	\$168.35		
803685	2023-08-02	SIGMA-ALDRICH, INC.	Inv# 560617085	TRANS/HANDLING	\$21.93		
		<b>Total for Check:</b>	803685			\$434.07	\$3,650.23
803686	2023-08-02	THERMO ELECTRON NORTH AMERICA LLC	Inv# 137548	EQUIP. SERVICE	\$16,505.00		
		<b>Total for Check:</b>	803686			\$16,505.00	\$17,916.58
803687	2023-08-02	WESTAIR GASES & EQUIPMENT	Inv# 0011666257	Lab-helium, nitrogen	\$1,429.14		
803687	2023-08-02	WESTAIR GASES & EQUIPMENT	Inv# 0011666257	temp helium surcharge	\$813.45		
803687	2023-08-02	WESTAIR GASES & EQUIPMENT	Inv# 0011666257	freight	\$40.32		
803687	2023-08-02	WESTAIR GASES & EQUIPMENT	Inv# 0011666257	hazardous material	\$16.18		
803687	2023-08-02	WESTAIR GASES & EQUIPMENT	Inv# 0011666257	fuel surcharge	\$2.61		
803687	2023-08-02	WESTAIR GASES & EQUIPMENT	Inv# 0011666261	7/6 Lab-argon	\$1,144.75		
803687	2023-08-02	WESTAIR GASES & EQUIPMENT	Inv# 0011666261	freight	\$40.32		
803687	2023-08-02	WESTAIR GASES & EQUIPMENT	Inv# 0011666261	hazardous material	\$16.18		
803687	2023-08-02	WESTAIR GASES & EQUIPMENT	Inv# 0011666261	fuel surcharge	\$2.61		
		<b>Total for Check:</b>	803687			\$3,505.56	\$9,521.10
<b>Run Date:</b> 8/2/2023					<b>\$20,444.63</b>	<b>\$20,444.63</b>	

# Orange County Water District

## Check Register

**Begin Date:** 2023-08-03

**End Date:** 2023-08-09

**Page:** 1

### Accounts Payable Check Register Presented for Board Ratification and/or Approval

Check No.	Date	Vendor Name	Invoice #	Purpose	Invoice Amount	Check Amount	FYTD
803688	2023-08-09	ALTA FOODCRAFT	Inv# 12313386	BPO FIRST AID SUPPLIES	\$1,578.90		
803688	2023-08-09	ALTA FOODCRAFT	Inv# 12324081	BPO FIRST AID SUPPLIES	\$314.25		
803688	2023-08-09	ALTA FOODCRAFT	Inv# 12324312	BPO FIRST AID SUPPLIES	\$944.46		
		<b>Total for Check:</b>	803688			\$2,837.61	\$4,455.58
803689	2023-08-09	GOPHER PATROL	Inv# 10796088	July 2023	\$185.00		
803689	2023-08-09	GOPHER PATROL	Inv# 10796090	PATROL	\$525.00		
		<b>Total for Check:</b>	803689			\$710.00	\$1,235.00
803690	2023-08-09	IRON MOUNTAIN	Inv# 202755742	BPO ARCHIVAL SERVICES	\$255.78		
		<b>Total for Check:</b>	803690			\$255.78	\$511.56
803691	2023-08-09	RUTAN & TUCKER, LLP	Inv# 964888	Jun23 legal/General Matters	\$5,351.30		
803691	2023-08-09	RUTAN & TUCKER, LLP	Inv# 964889	Jun23 legal/Water Resources	\$2,556.00		
803691	2023-08-09	RUTAN & TUCKER, LLP	Inv# 964890	Jun23 legal/Property Mgmt	\$108.00		
803691	2023-08-09	RUTAN & TUCKER, LLP	Inv# 964891	Jun23 legal/Admin Matters	\$15,732.00		
803691	2023-08-09	RUTAN & TUCKER, LLP	Inv# 964892	Jun23 legal/Reclaim.Wtr.BPP	\$5,652.00		
803691	2023-08-09	RUTAN & TUCKER, LLP	Inv# 964900	Jun23 legal/PFAS	\$360.00		
803691	2023-08-09	RUTAN & TUCKER, LLP	Inv# 964901	Jun23 legal/OCWD v USEPA	\$1,188.00		
		<b>Total for Check:</b>	803691			\$30,947.30	\$64,577.10
803692	2023-08-09	SPEX CERTIPREP, LLC	Inv# 482101	SUPPLIES	\$208.00		
803692	2023-08-09	SPEX CERTIPREP, LLC	Inv# 482101	SUPPLIES	\$208.00		
803692	2023-08-09	SPEX CERTIPREP, LLC	Inv# 482101	SUPPLIES	\$80.80		
		<b>Total for Check:</b>	803692			\$496.80	\$2,772.00
803693	2023-08-09	WECK LABORATORIES, INC.	Inv# W3G1499	BPO WATER ANALYSES	\$120.00		
803693	2023-08-09	WECK LABORATORIES, INC.	Inv# W3G1500	BPO WATER ANALYSES	\$120.00		
803693	2023-08-09	WECK LABORATORIES, INC.	Inv# W3G1501	BPO WATER ANALYSES	\$260.00		
803693	2023-08-09	WECK LABORATORIES, INC.	Inv# W3G1502	BPO WATER ANALYSES	\$300.00		
803693	2023-08-09	WECK LABORATORIES, INC.	Inv# W3G1506	BPO WATER ANALYSES	\$160.00		
803693	2023-08-09	WECK LABORATORIES, INC.	Inv# W3G1507	BPO WATER ANALYSES	\$160.00		
803693	2023-08-09	WECK LABORATORIES, INC.	Inv# W3G1508	BPO WATER ANALYSES	\$320.00		
803693	2023-08-09	WECK LABORATORIES, INC.	Inv# W3G1703	BPO WATER ANALYSES	\$100.00		
803693	2023-08-09	WECK LABORATORIES, INC.	Inv# W3G1705	BPO WATER ANALYSES	\$100.00		
803693	2023-08-09	WECK LABORATORIES, INC.	Inv# W3G1778	BPO WATER ANALYSES	\$80.00		
		<b>Total for Check:</b>	803693			\$1,720.00	\$2,380.00

# Orange County Water District

## Check Register

Begin Date: 2023-08-03

End Date: 2023-08-09

Page: 2

### Accounts Payable Check Register Presented for Board Ratification and/or Approval

Check No.	Date	Vendor Name	Invoice #	Purpose	Invoice Amount	Check Amount	FYTD
803694	2023-08-09	WESTAIR GASES & EQUIPMENT	Inv# 0011670252	7/13 nitrogen	\$110.55		
803694	2023-08-09	WESTAIR GASES & EQUIPMENT	Inv# 0011670252	freight	\$40.32		
803694	2023-08-09	WESTAIR GASES & EQUIPMENT	Inv# 0011670252	hazardous material	\$16.18		
803694	2023-08-09	WESTAIR GASES & EQUIPMENT	Inv# 0011670252	fuel surcharge	\$2.61		
<b>Total for Check:</b> 803694						\$169.66	\$9,690.76
<b>Run Date:</b>	8/8/2023				<b>\$37,137.15</b>	<b>\$37,137.15</b>	



# Orange County Water District

## Check Register

**Begin Date:** 2023-08-10

**End Date:** 2023-08-16

**Page:** 1

### Accounts Payable Check Register Presented for Board Ratification and/or Approval

Check No.	Date	Vendor Name	Invoice #	Purpose	Invoice Amount	Check Amount	FYTD
803695	2023-08-16	SPEX CERTIPREP, LLC	Inv# 482670	SUPPLIES	\$87.20		
803695	2023-08-16	SPEX CERTIPREP, LLC	Inv# 482670	SUPPLIES	\$87.20		
803695	2023-08-16	SPEX CERTIPREP, LLC	Inv# 482670	SUPPLIES	\$51.20		
803695	2023-08-16	SPEX CERTIPREP, LLC	Inv# 482670	SUPPLIES	\$51.20		
803695	2023-08-16	SPEX CERTIPREP, LLC	Inv# 482670		\$17.72		
<b>Total for Check: 803695</b>						<b>\$294.52</b>	<b>\$3,066.52</b>
803696	2023-08-16	WESTAIR GASES & EQUIPMENT	Inv# 0011674154	Lab-helium,nitrogen	\$1,512.50		
803696	2023-08-16	WESTAIR GASES & EQUIPMENT	Inv# 0011674154	temp helium surcharge	\$813.45		
803696	2023-08-16	WESTAIR GASES & EQUIPMENT	Inv# 0011674154	freight	\$40.32		
803696	2023-08-16	WESTAIR GASES & EQUIPMENT	Inv# 0011674154	hazardous material	\$16.18		
803696	2023-08-16	WESTAIR GASES & EQUIPMENT	Inv# 0011674154	fuel surcharge	\$2.61		
<b>Total for Check: 803696</b>						<b>\$2,385.06</b>	<b>\$12,075.82</b>
<b>Run Date: 8/16/2023</b>					<b>\$2,679.58</b>	<b>\$2,679.58</b>	

# Orange County Water District

## Check Register

**Begin Date:** 2023-08-17

**End Date:** 2023-08-23

**Page:** 1

### Accounts Payable Check Register Presented for Board Ratification and/or Approval

Check No.	Date	Vendor Name	Invoice #	Purpose	Invoice Amount	Check Amount	FYTD
803697	2023-08-23	ALTA FOODCRAFT	Inv# 12111905325885	BPO FIRST AID SUPPLIES	\$618.87		
803697	2023-08-23	ALTA FOODCRAFT	Inv# 12111905325885		\$12.95		
<b>Total for Check: 803697</b>						<b>\$631.82</b>	<b>\$5,087.40</b>
803698	2023-08-23	SIGMA-ALDRICH, INC.	Inv# 560671578	SUPPLIES	\$508.95		
803698	2023-08-23	SIGMA-ALDRICH, INC.	Inv# 560671578	SUPPLIES	\$254.48		
803698	2023-08-23	SIGMA-ALDRICH, INC.	Inv# 560671578	TRANS/HANDLING	\$107.09		
<b>Total for Check: 803698</b>						<b>\$870.52</b>	<b>\$4,520.75</b>
803699	2023-08-23	SPEX CERTIPREP, LLC	Inv# 483106	SUPPLIES	\$296.80		
803699	2023-08-23	SPEX CERTIPREP, LLC	Inv# 483106	SUPPLIES	\$185.60		
<b>Total for Check: 803699</b>						<b>\$482.40</b>	<b>\$3,548.92</b>
803700	2023-08-23	THE CONVERSE PROFESSIONAL GROUP	Inv# 19-32143-30-40	4/28-6/30 GWRSFE mat'l testing	\$8,714.50		
<b>Total for Check: 803700</b>						<b>\$8,714.50</b>	<b>\$8,714.50</b>
803701	2023-08-23	WECK LABORATORIES, INC.	Inv# W3G2462	BPO WATER ANALYSES	\$55.00		
803701	2023-08-23	WECK LABORATORIES, INC.	Inv# W3G2463	BPO WATER ANALYSES	\$55.00		
803701	2023-08-23	WECK LABORATORIES, INC.	Inv# W3G2464	BPO WATER ANALYSES	\$130.00		
803701	2023-08-23	WECK LABORATORIES, INC.	Inv# W3G2731	BPO WATER ANALYSES	\$240.00		
<b>Total for Check: 803701</b>						<b>\$480.00</b>	<b>\$2,860.00</b>
803702	2023-08-23	WESTAIR GASES & EQUIPMENT	Inv# 0011677961	Lab-helium,nitrogen	\$2,125.11		
803702	2023-08-23	WESTAIR GASES & EQUIPMENT	Inv# 0011677961	temp helium surcharge	\$813.45		
803702	2023-08-23	WESTAIR GASES & EQUIPMENT	Inv# 0011677961	helium surcharge cylinder	\$252.30		
803702	2023-08-23	WESTAIR GASES & EQUIPMENT	Inv# 0011677961	freight	\$40.32		
803702	2023-08-23	WESTAIR GASES & EQUIPMENT	Inv# 0011677961	hazardous material	\$16.18		
803702	2023-08-23	WESTAIR GASES & EQUIPMENT	Inv# 0011677961	fuel surcharge	\$2.61		
<b>Total for Check: 803702</b>						<b>\$3,249.97</b>	<b>\$15,325.79</b>
803703	2023-08-23	WESTERN EXTERMINATOR COMPANY	Inv# 48711279	BPO RODENT & PEST CONTROL	\$485.80		
<b>Total for Check: 803703</b>						<b>\$485.80</b>	<b>\$971.60</b>

**Run Date:** 8/22/2023

**\$14,915.01**

**\$14,915.01**

# Orange County Water District

## Check Register

**Begin Date:** 2023-08-24

**End Date:** 2023-08-30

**Page:** 1

### Accounts Payable Check Register Presented for Board Ratification and/or Approval

Check No.	Date	Vendor Name	Invoice #	Purpose	Invoice Amount	Check Amount	FYTD
803704	2023-08-30	GOPHER PATROL	Inv# 10877955	PATROL	\$185.00		
<b>Total for Check:</b>		803704				\$185.00	\$1,420.00
803705	2023-08-30	SIGMA-ALDRICH, INC.	Inv# 560714566	LAB SUPPLIES	\$353.44		
803705	2023-08-30	SIGMA-ALDRICH, INC.	Inv# 560714566	TRANS/HANDLING	\$28.91		
<b>Total for Check:</b>		803705				\$382.35	\$4,903.10
803706	2023-08-30	WECK LABORATORIES, INC.	Inv# W3H0119	BPO WATER ANALYSES	\$220.00		
803706	2023-08-30	WECK LABORATORIES, INC.	Inv# W3H0240	R&D lab sample analysis	\$985.00		
803706	2023-08-30	WECK LABORATORIES, INC.	Inv# W3H0279	R&D lab sample analysis	\$985.00		
<b>Total for Check:</b>		803706				\$2,190.00	\$5,050.00
803707	2023-08-30	WESTAIR GASES & EQUIPMENT	Inv# 0080529641	Jul23 cylinder rental-Wtr.Prod	\$19.14		
803707	2023-08-30	WESTAIR GASES & EQUIPMENT	Inv# 0080529642A	Jul23 cylinder rental-Lab	\$691.55		
803707	2023-08-30	WESTAIR GASES & EQUIPMENT	Inv# 0080529642B	Jul23 cylinder rental-Wtr.Prod	\$265.90		
803707	2023-08-30	WESTAIR GASES & EQUIPMENT	Inv# 0080529642B	Jul23 cylinder rental-Hydrogeo	\$16.74		
803707	2023-08-30	WESTAIR GASES & EQUIPMENT	Inv# 0080529642C	Jul23 cylinder rental-Recharge	\$8.37		
803707	2023-08-30	WESTAIR GASES & EQUIPMENT	Inv# 0080529643	Jul23 cylinder rental-Recharge	\$169.80		
803707	2023-08-30	WESTAIR GASES & EQUIPMENT	Inv# 0080529644	Jul23 cylinder rental-Lab	\$1,049.27		
<b>Total for Check:</b>		803707				\$2,220.77	\$17,546.56
<b>Run Date:</b> 8/29/2023					<b>\$4,978.12</b>	<b>\$4,978.12</b>	